



NOISE OVERSIGHT COMMITTEE

May 20, 2026

Recordings are made of this meeting

Agenda

1. Consent

1.1 Approval of March 18, 2026 Meeting Minutes

1.2 Reports

1.2.1 Monthly Operations Reports: Mar and Apr 2026

1.2.2 Review of Spring Listening Session

2. Public Comment

3. Business

4. Information

4.2 Air Service Updates

4.1 FAA Update on RNAV Procedure Development

4.3 MSP Construction Updates

5. Announcements

6. Adjourn



NOISE OVERSIGHT COMMITTEE
MAY 20, 2026

ITEM 1 CONSENT



NOISE OVERSIGHT COMMITTEE
MAY 20, 2026

1.1 APPROVAL OF MARCH 18, 2026 MINUTES



**NOISE OVERSIGHT COMMITTEE
MAY 20, 2026**

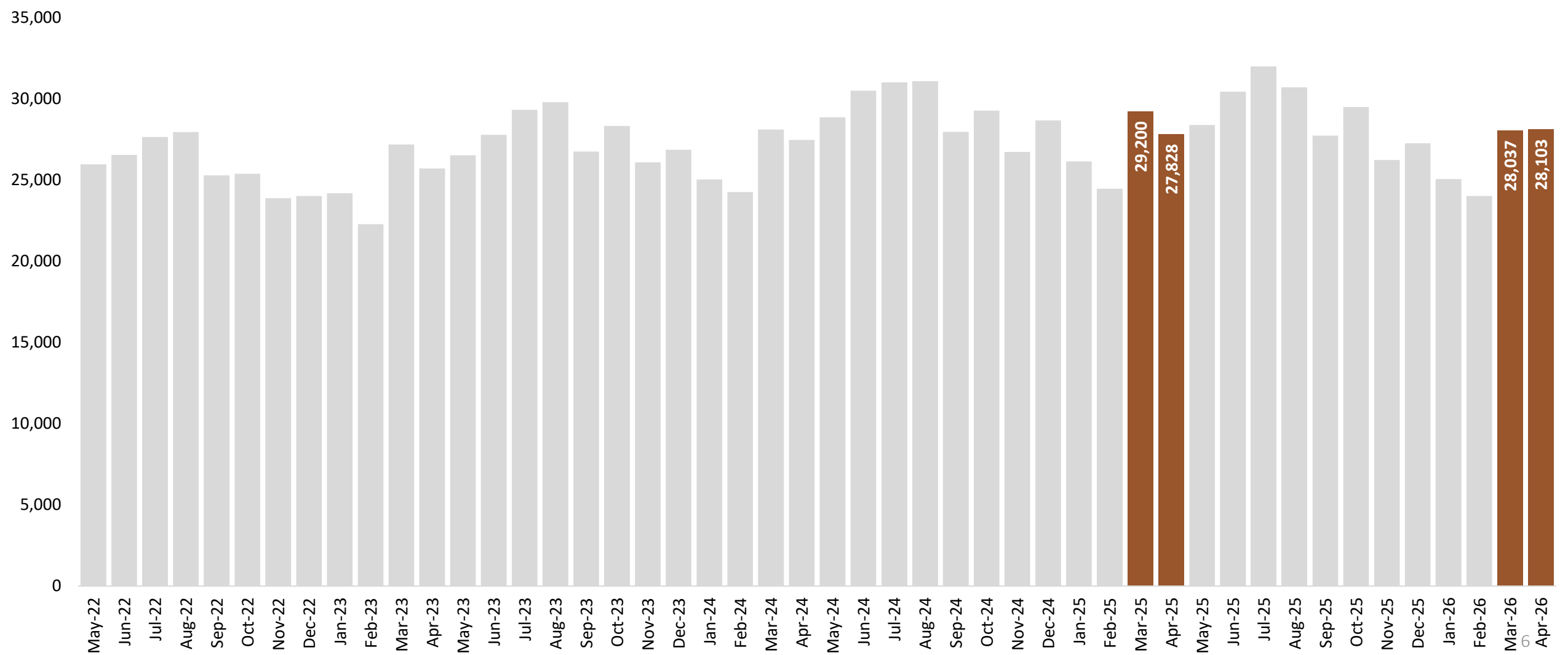
1.2.1 MONTHLY OPERATIONS REPORTS: MAR AND APR 2026



NOISE OVERSIGHT COMMITTEE
MAY 20, 2026

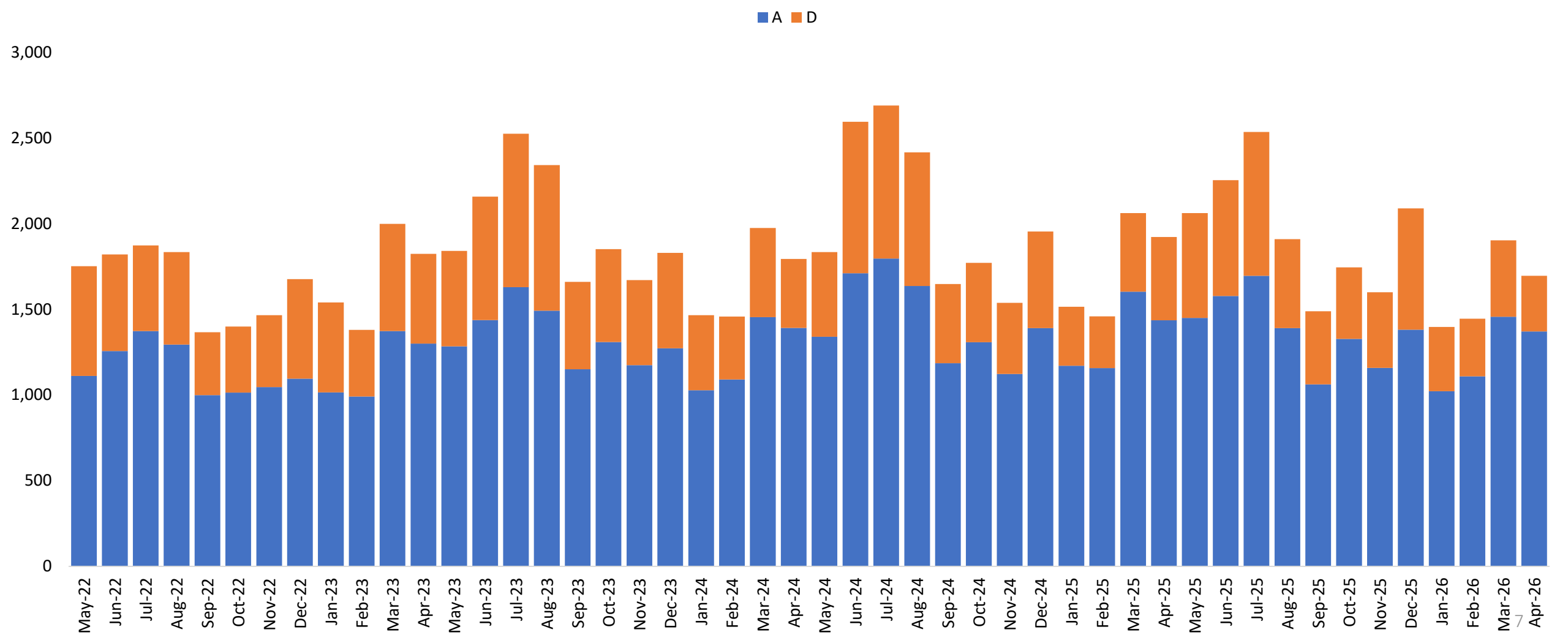
MSP OPERATIONS

March 2026				April 2026			
28,037		1,903		28,103		1,696	
Operations		Nighttime Operations (10:30 PM – 6:00 AM)		Operations		Nighttime Operations (10:30 PM – 6:00 AM)	



MSP OPERATIONS - NIGHTTIME

March 2026		April 2026	
28,037	1,903	28,103	1,696
Operations	Nighttime Operations (10:30 PM – 6:00 AM)	Operations	Nighttime Operations (10:30 PM – 6:00 AM)



MSP RUNWAY USE

March 2026

NORTH FLOWS	SOUTH FLOWS	MIXED FLOWS
33%	49%	10%

April 2026

NORTH FLOWS	SOUTH FLOWS	MIXED FLOWS
44%	39%	7%

2025 JAN - APR

NORTH FLOWS	SOUTH FLOWS	MIXED FLOWS
43%	30%	17%

2026 JAN - APR

NORTH FLOWS	SOUTH FLOWS	MIXED FLOWS
40%	35%	15%

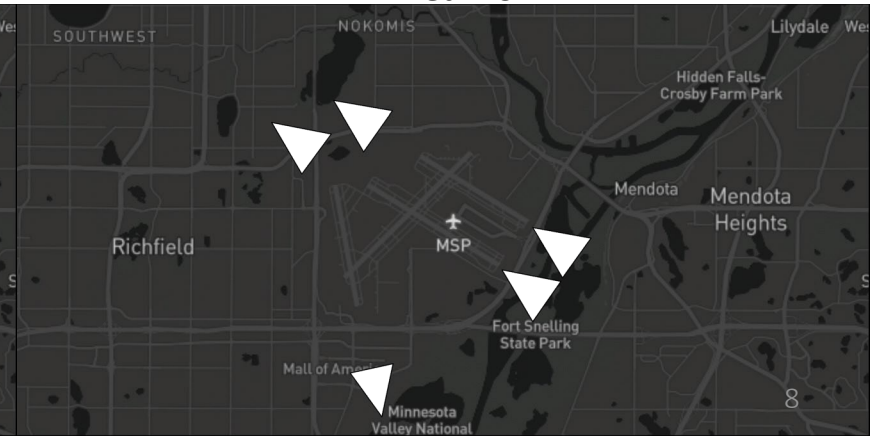
North Flow



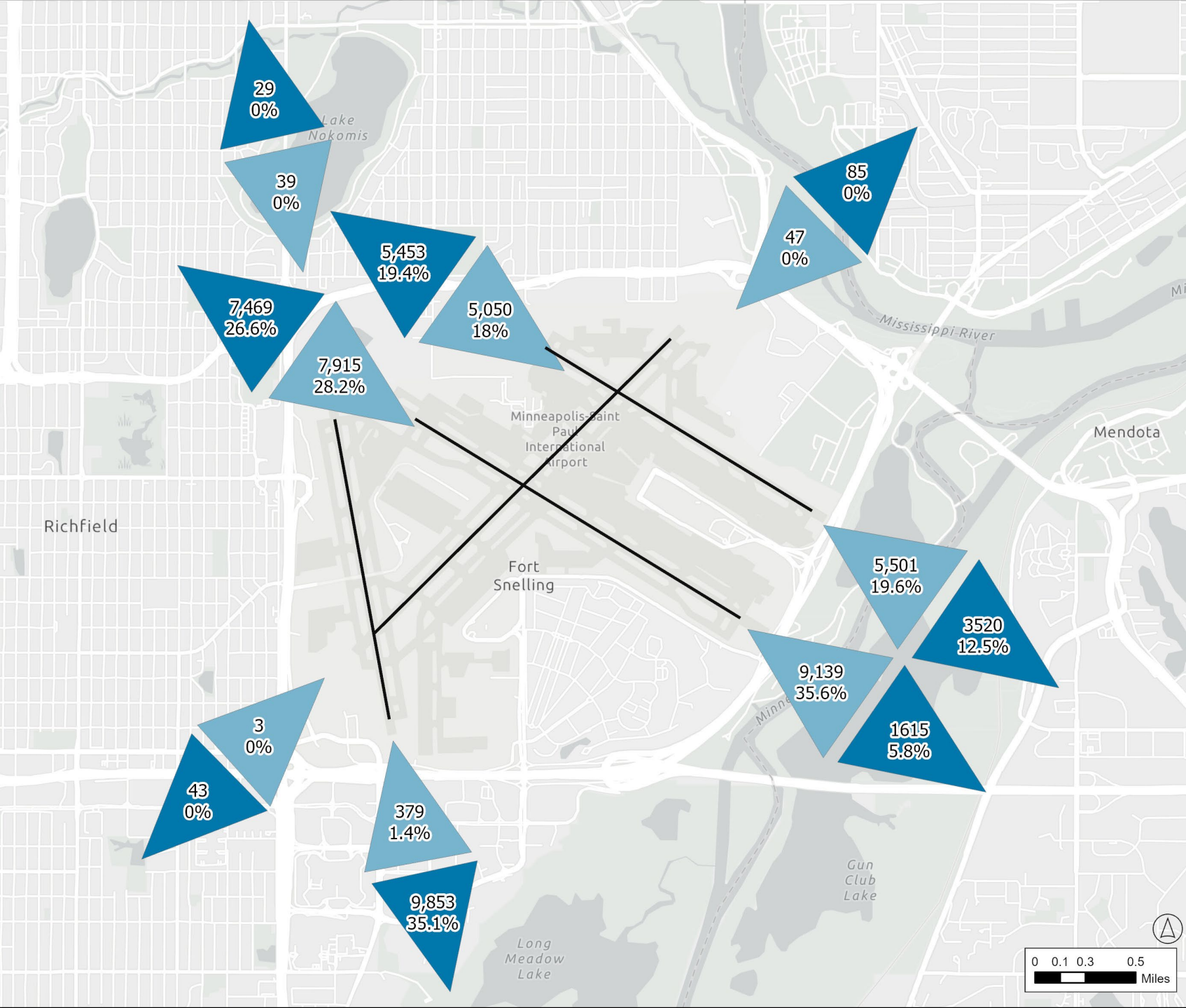
South Flow



Mixed Flow



MAR – APR RUNWAY USE



56,140
OPERATIONS IN MAR – APR

PRIORITY 1	PRIORITY 2	PRIORITY 3	PRIORITY 4
35%	18%	0%	46%

28,073
ARRIVALS

PRIORITY 1	PRIORITY 2	PRIORITY 3	PRIORITY 4
52%	1%	0%	46%

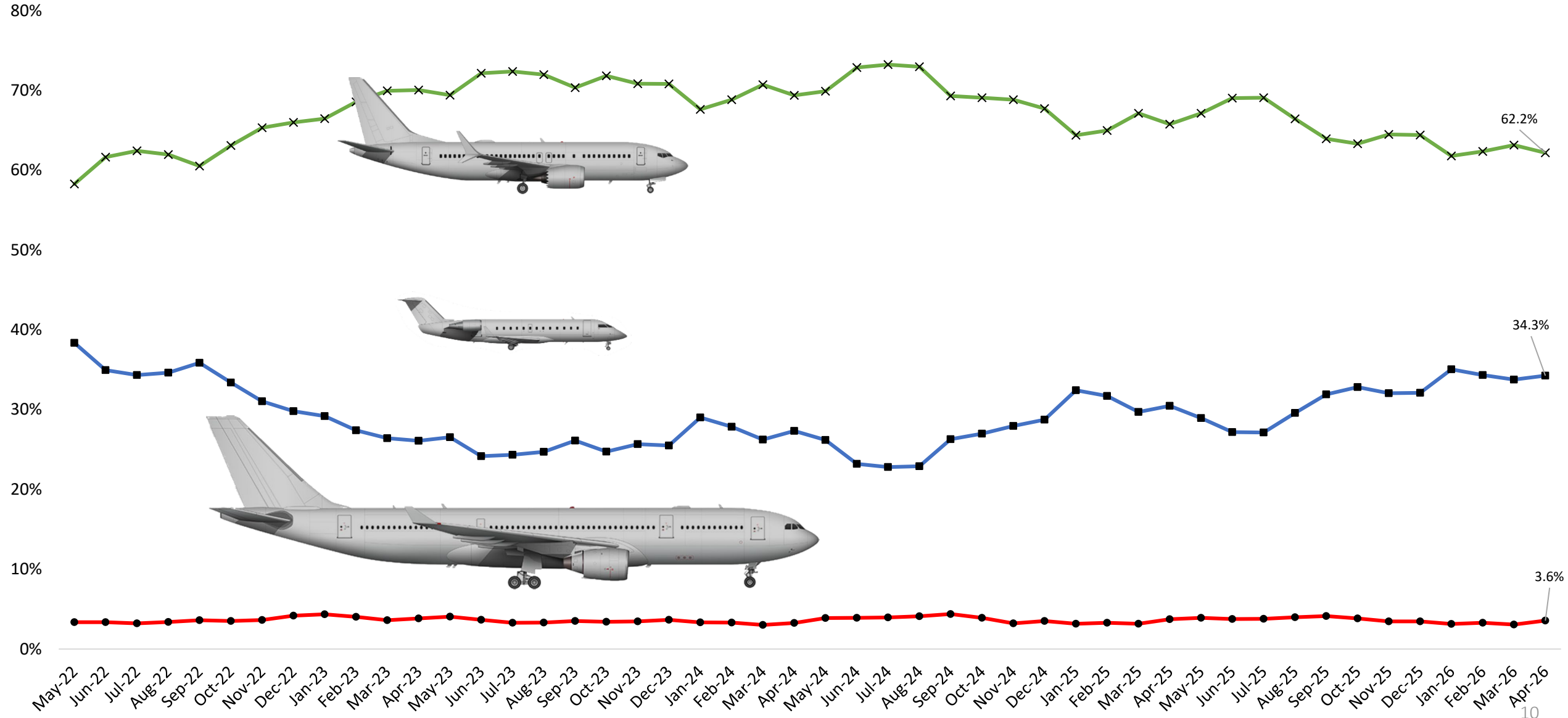
28,067
DEPARTURES

PRIORITY 1	PRIORITY 2	PRIORITY 3	PRIORITY 4
18%	35%	0%	46%

MSP OPERATIONS

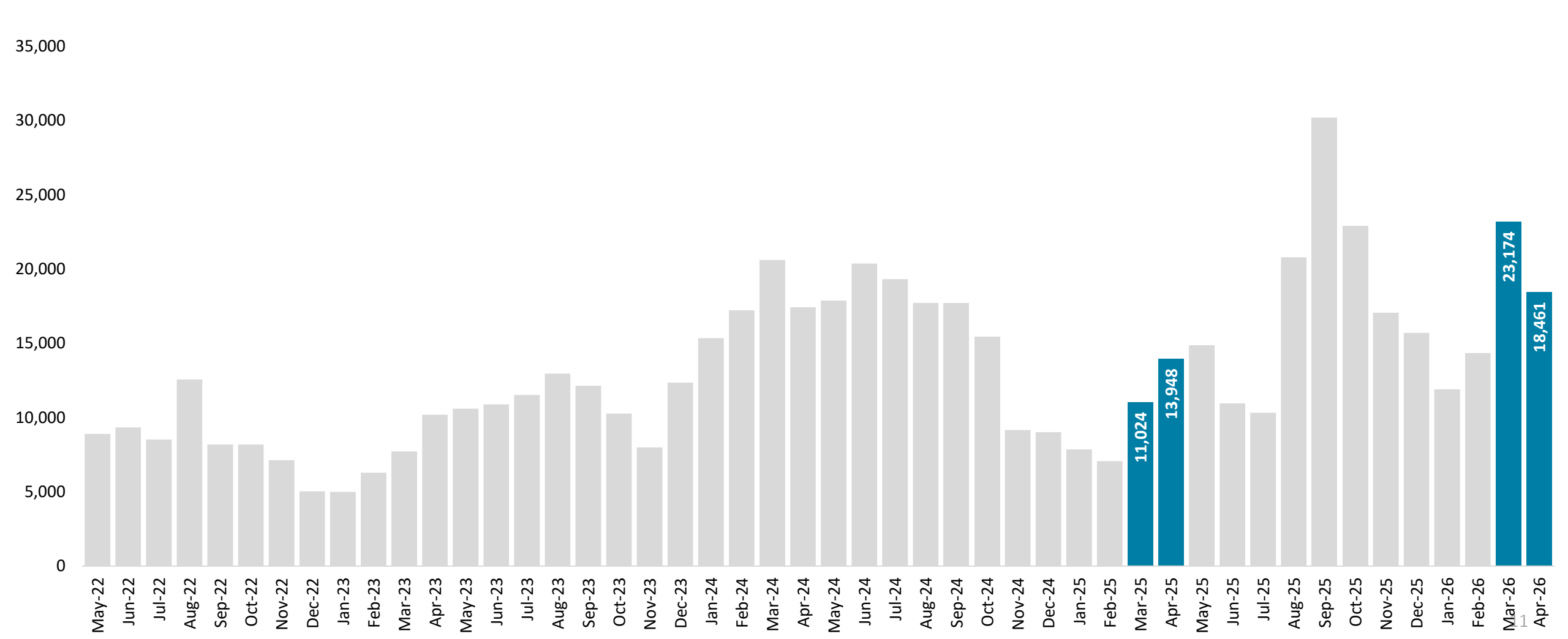
CARRIER JET FLEET MIX

—x— NARROWBODY —■— RJ —●— WIDEBODY



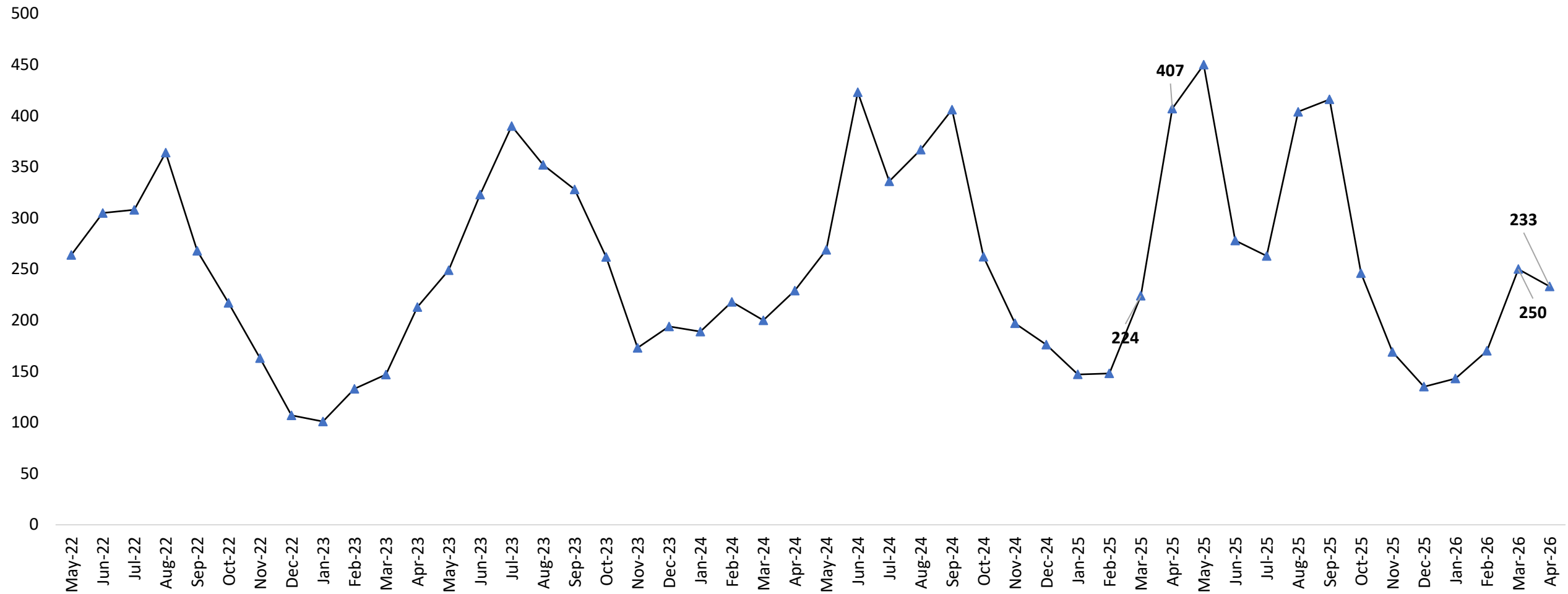
MSP COMPLAINTS

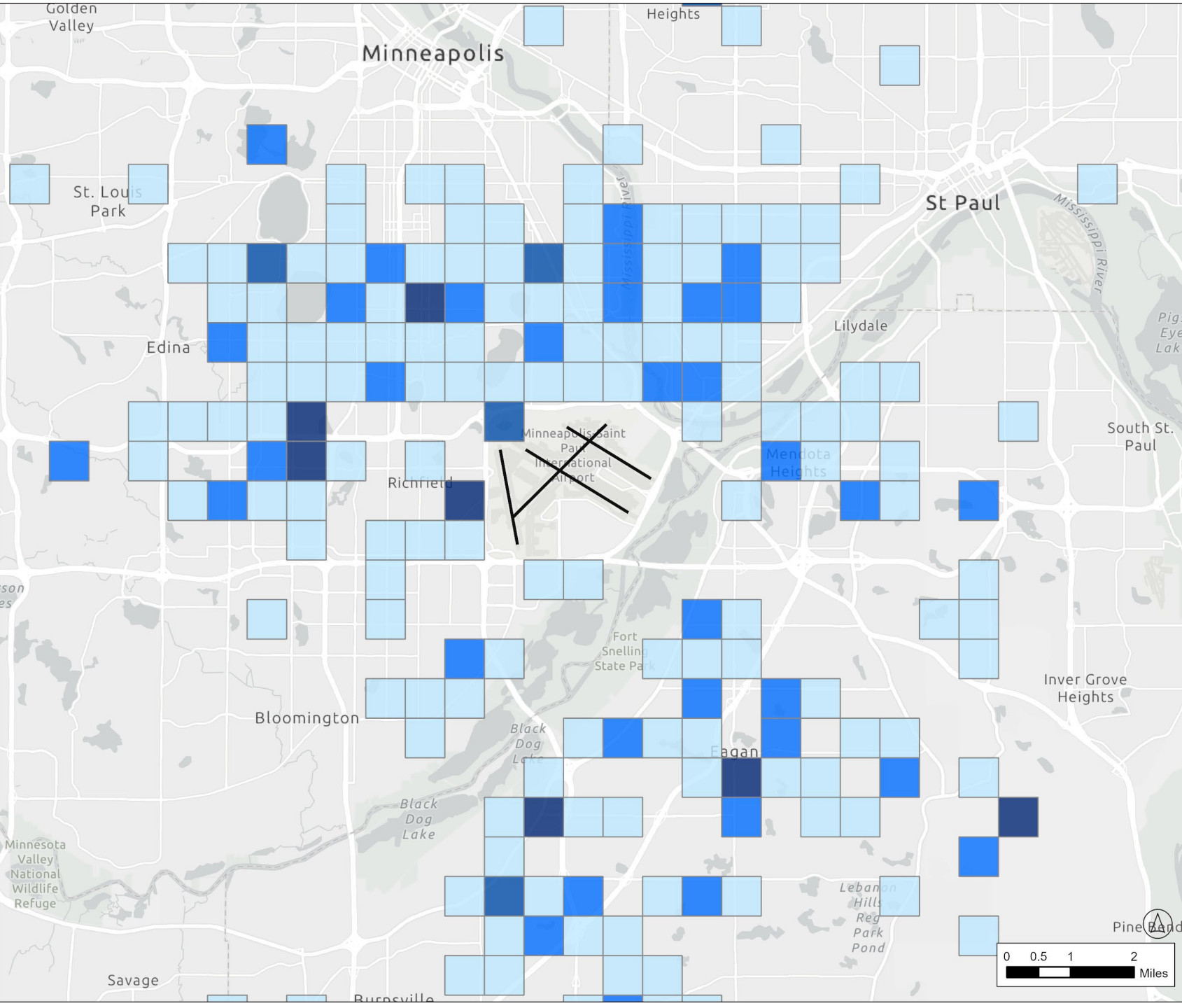
March 2026				April 2026			
COMPLAINTS		LOCATIONS		COMPLAINTS		LOCATIONS	
23,174		250		18,461		233	
Ops per Complaint	New Locations	Average	Median	Ops per Complaint	New Locations	Average	Median
1.2	40	93	5	1.5	11	79	5



MSP COMPLAINTS

March 2026				April 2026			
COMPLAINTS		LOCATIONS		COMPLAINTS		LOCATIONS	
23,174		250		18,461		233	
Ops per Complaint	New Locations	Average	Median	Ops per Complaint	New Locations	Average	Median
1.2	40	93	5	1.5	11	79	5



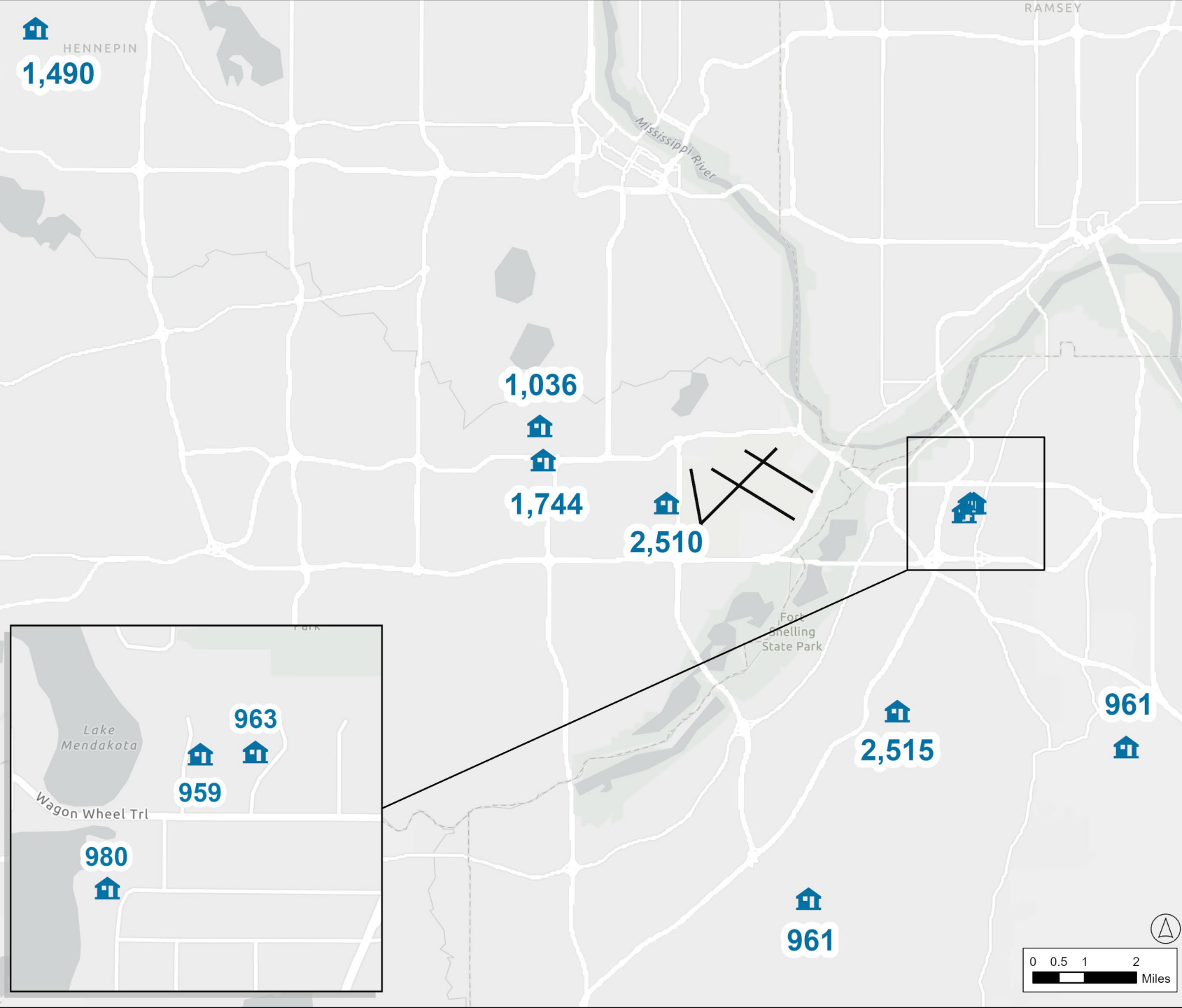


TOTAL COMPLAINTS

41,635
COMPLAINTS
DURING MAR & APR

322
HOUSEHOLDS
DURING MAR & APR





TOP 10 LOCATIONS

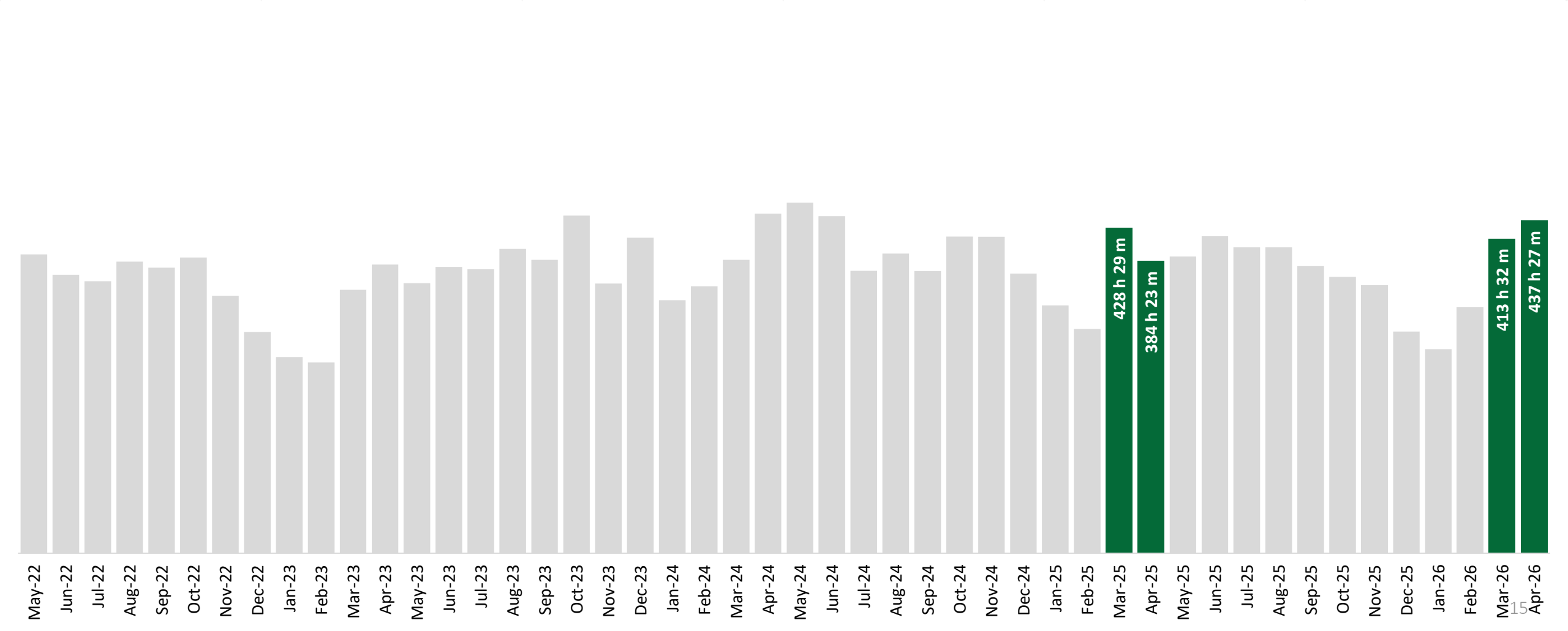
FILED
17,697
 (43%)
 COMPLAINTS DURING MAR & APR

5 OF 10
 LOCATIONS WERE IN THE TOP 10
 FOR JAN – FEB DATA

156
 (78%)
 LOCATIONS FILED 50 OR FEWER
 COMPLAINTS

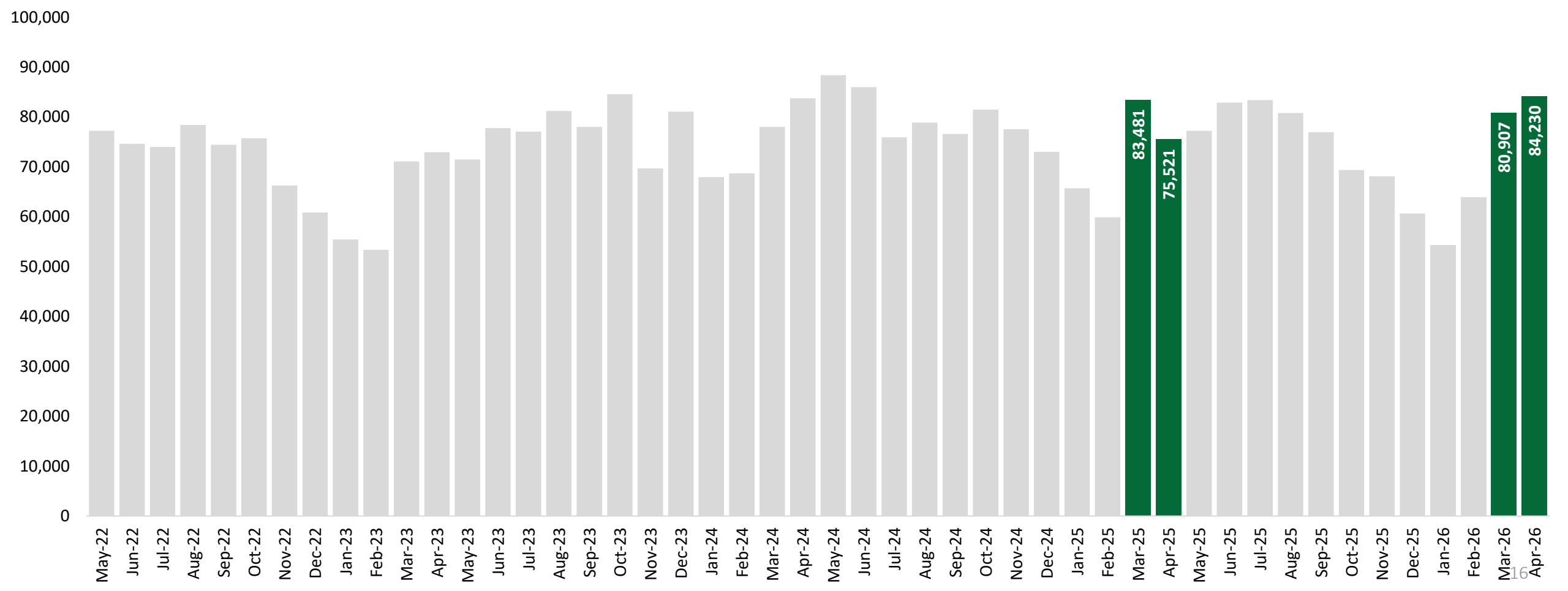
MSP SOUND MONITORING – TIME ABOVE (TA)

March 2026			April 2026		
Time Above	53 TA ⁶⁵ Per Operation	413 h 32 m TA ⁶⁵	Time Above	56 TA ⁶⁵ Per Operation	437 h 27 m TA ⁶⁵
Count Above	3 N ⁶⁵ Per Operation	80,907 N ⁶⁵	Count Above	3 N ⁶⁵ Per Operation	84,230 N ⁶⁵



MSP SOUND MONITORING – COUNT ABOVE (N)

March 2026			April 2026		
Time Above	53 TA ⁶⁵ Per Operation	413 h 32 m TA ⁶⁵	Time Above	56 TA ⁶⁵ Per Operation	437 h 27 m TA ⁶⁵
Count Above	3 N ⁶⁵ Per Operation	80,907 N ⁶⁵	Count Above	3 N ⁶⁵ Per Operation	84,230 N ⁶⁵



MSP NOISE ABATEMENT

March 2026		April 2026	
Runway 17	98.9%	Runway 17	99.3%
EMH Corridor	91.9%	EMH Corridor	87.6%
Cross Day	25.2%	Cross Day	24.8%
Cross Night	32.7%	Cross Night	32.9%

RUS	54.2%	Arrive - 49%	Depart - 59%	RUS	52.7%	Arrive - 58%	Depart - 47%
------------	--------------	--------------	--------------	------------	--------------	--------------	--------------

ITEM 2

PUBLIC COMMENT PERIOD



NOISE OVERSIGHT COMMITTEE
MAY 20, 2026

PUBLIC COMMENT PERIOD

Speaking at a Meeting

- Each speaker will have one opportunity to speak and is allotted three (3) minutes.
- When called upon to speak, speak clearly, state your name and address. If you are affiliated with any organization, please state your affiliation.
- Commenters shall address their comments to the NOC and not to the audience.
- No response from the NOC is provided during the comment period.
- Comments are noted, and MAC staff are available following the meeting to answer questions or contact information can be provided for follow up discussion.
- Use of profanity, personal attacks, or threats of violence will not be tolerated.



NOISE OVERSIGHT COMMITTEE
MAY 20, 2026

ITEM 4 INFORMATION



**NOISE OVERSIGHT COMMITTEE
MAY 20, 2026**

4.2 AIR SERVICE UPDATES



NOISE OVERSIGHT COMMITTEE
MAY 20, 2026

MSP Air Service Update

Noise Oversight Committee (NOC)

May 2026



Brian J. Peters
Director, Air Service Development
May 20, 2026

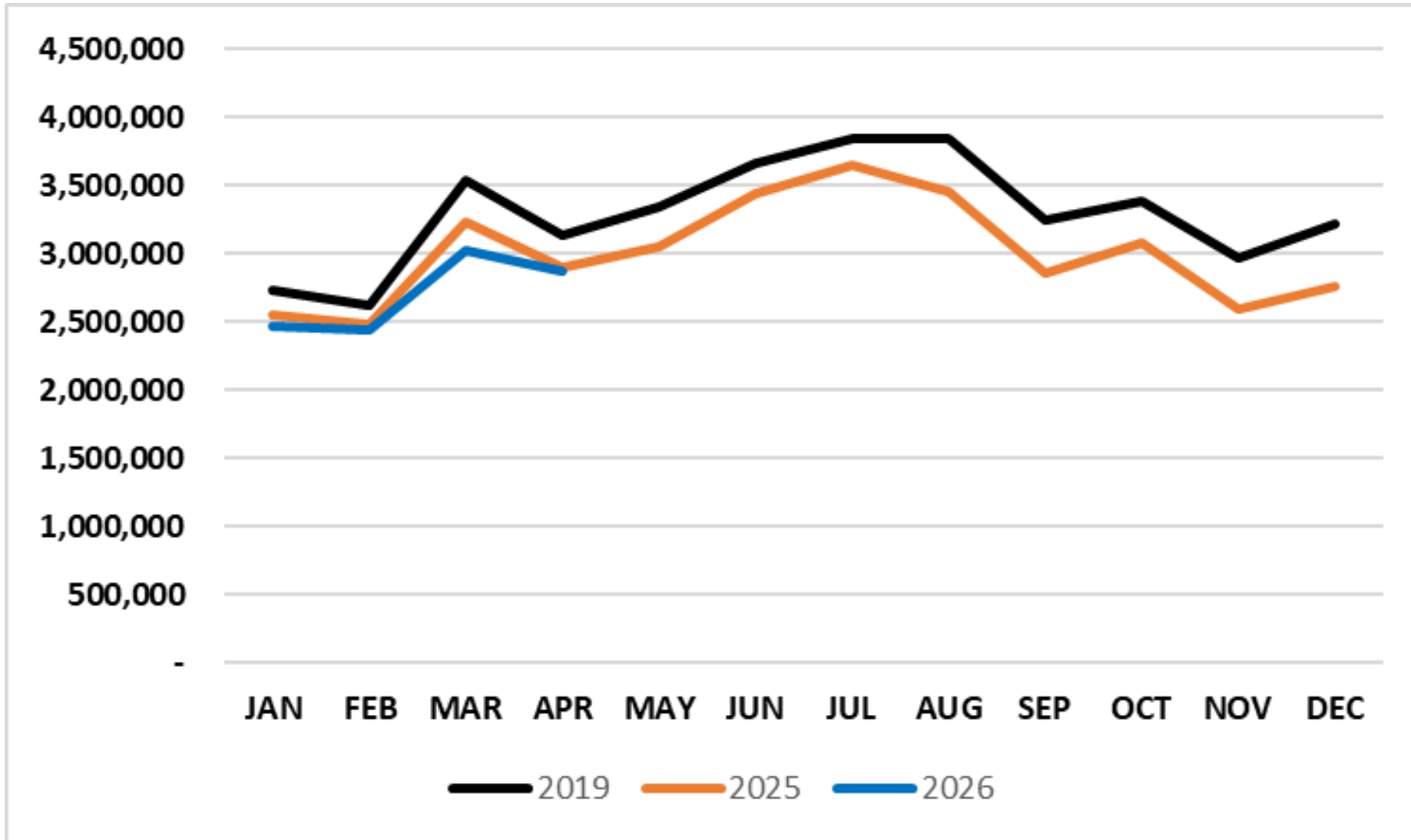




Agenda

- Monthly Total Passenger Summary
- Nonstop Destinations
- Domestic-International Service Maps
- Average Daily Departures/Seats Scheduled
- Sun Country-Allegiant Merger

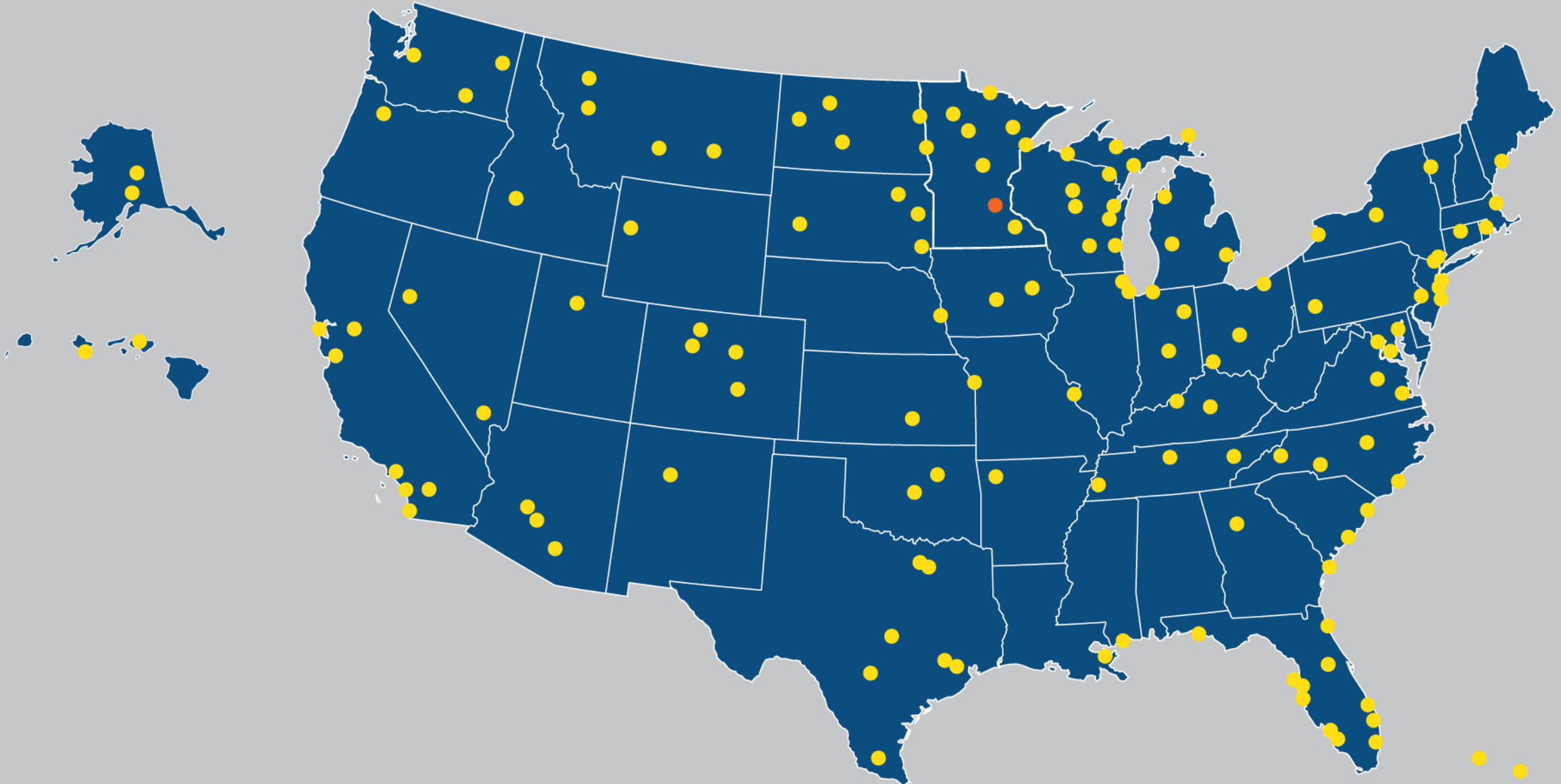
Monthly Total Passenger History



Total Passenger Summary – Thru April

Total Passenger Volume			
	2025	2026	% Change
MSP Total	11,177,560	10,796,876	-3.4%
<i>By carrier</i>			
Delta	7,948,928	7,844,012	-1.3%
Sun Country	1,361,879	1,267,294	-6.9%
United	456,670	465,107	+1.8%
American	518,438	463,304	-10.6%
Southwest	438,519	425,385	-3.0%
Other carriers	453,126	331,774	-26.8%
<i>By segment</i>			
Domestic	9,790,083	9,472,954	-3.2%
International	1,387,477	1,323,922	-4.6%

132 Non-Stop Domestic Destinations in 2026



35 Non-Stop International Destinations in 2026



Aer Lingus 

AIR CANADA 

AIRFRANCE 

 DELTA

discover.
airlines

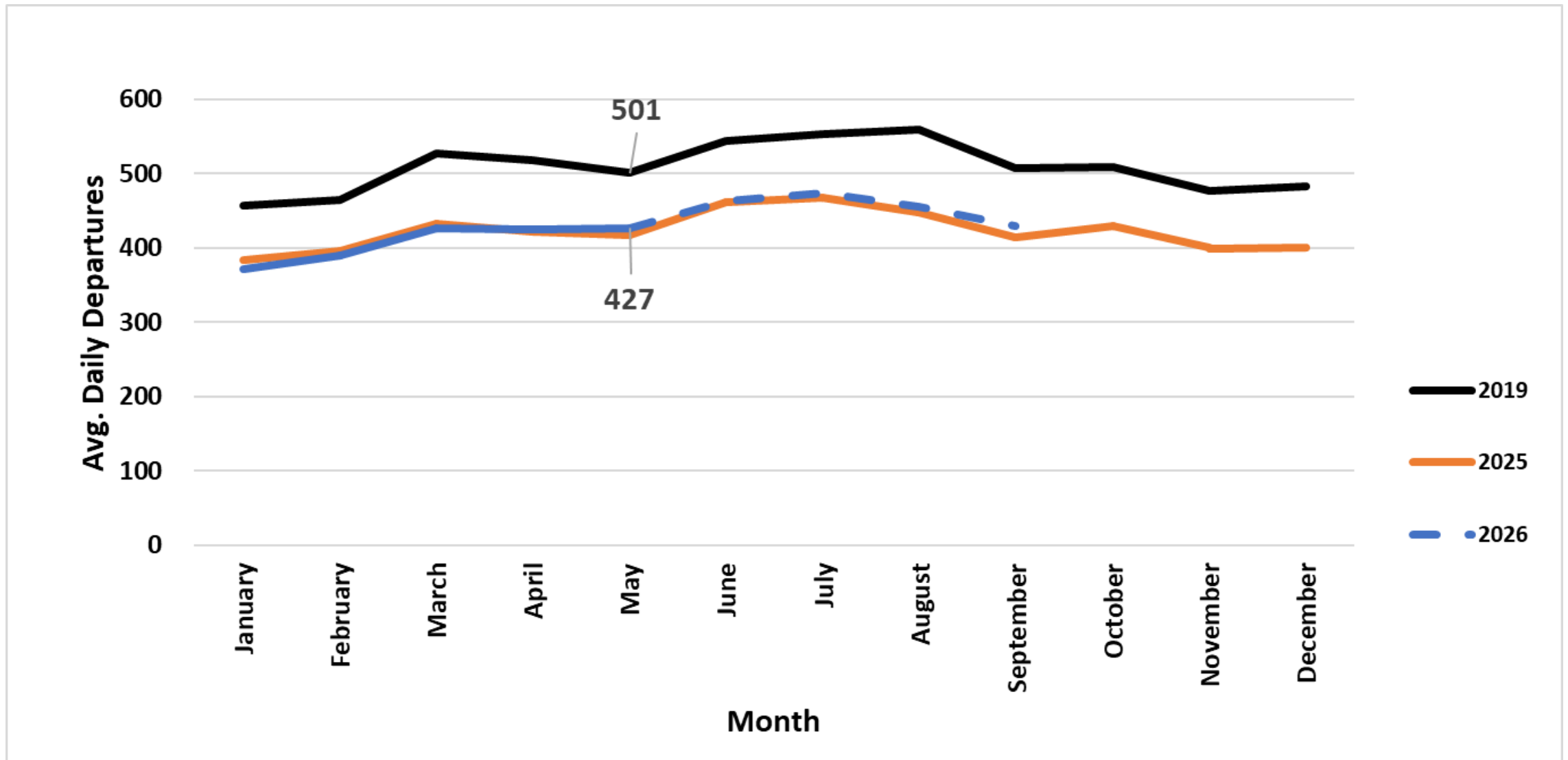
ICELANDAIR 


KLM

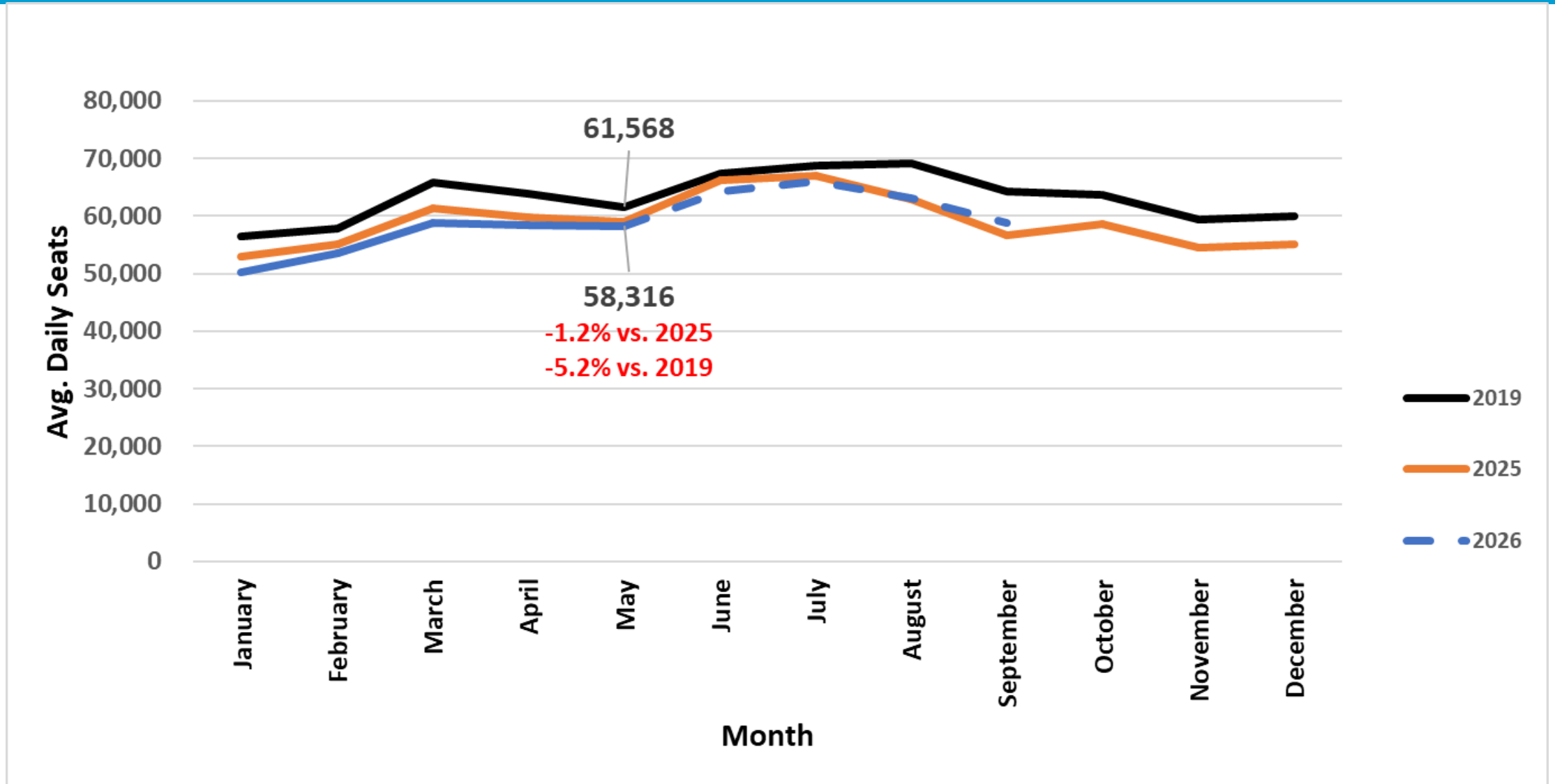

suncountry airlines.

WESTJET  27

Average Daily Departures Scheduled By Month



Average Daily Departing Seats Scheduled By Month



Sun Country / Allegiant Merger



Sun Country / Allegiant: Combined Route Map

January-June 2026:

Allegiant

Routes: 547

Stations: 127 (85 unique)

Sun Country

Routes: 98

Stations: 88 (46 unique)

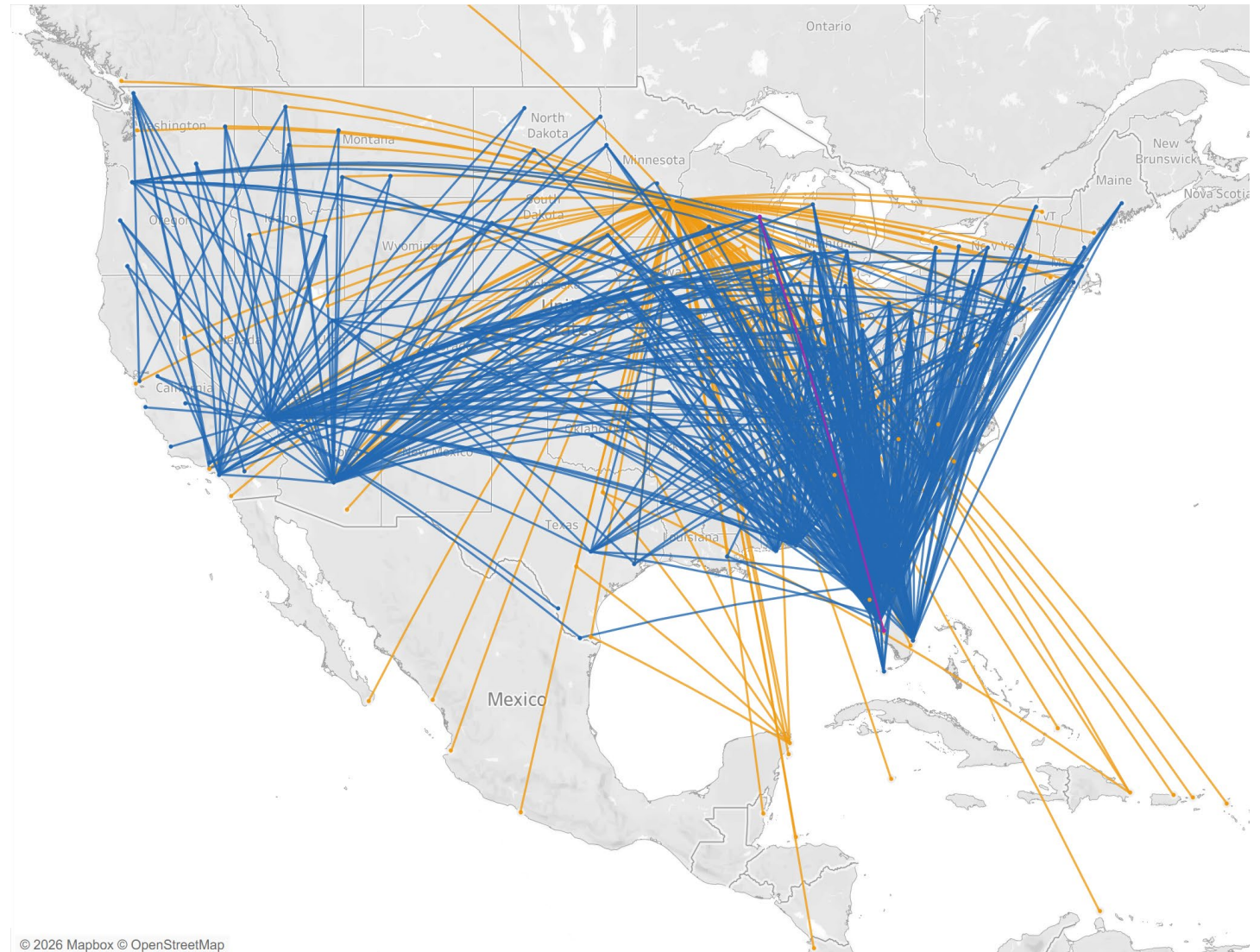
Combined Entity:

Routes: 644

Stations: 173

1 Overlap Route:

Appleton – Fort Myers



Sun Country / Allegiant

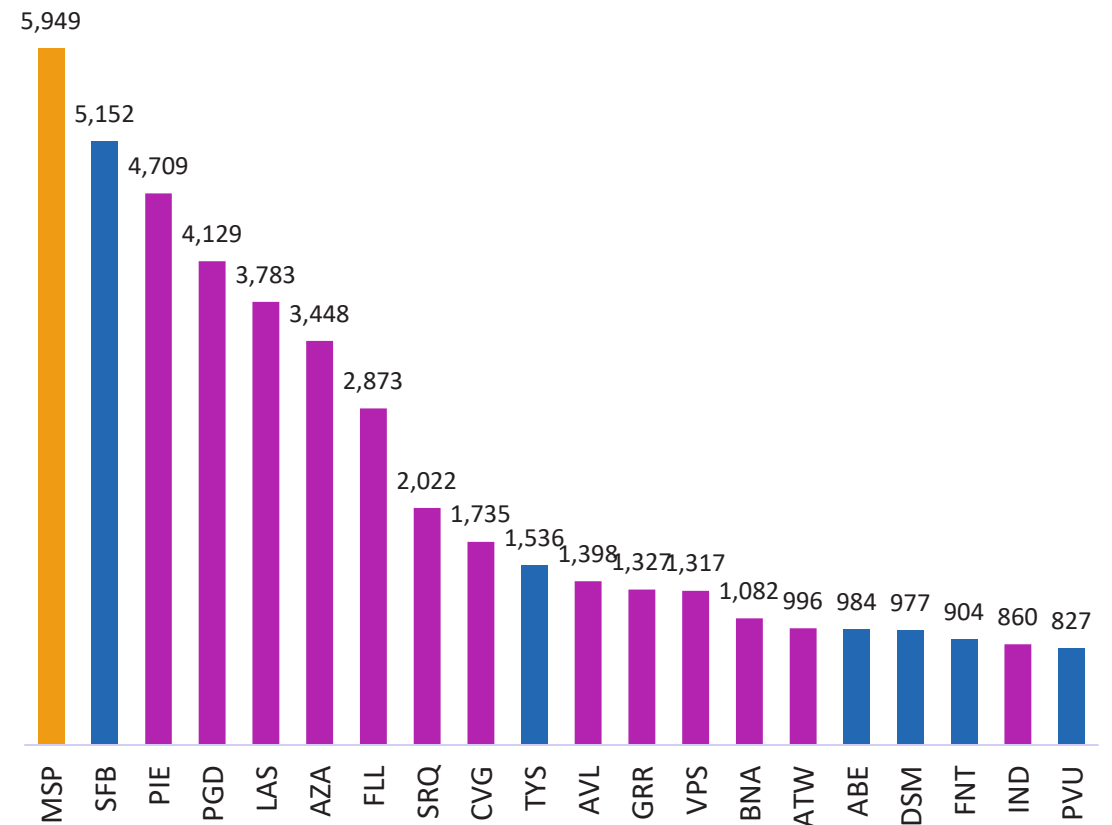
allegiant + sun country airlines



MSP will be the largest of Allegiant's 173 stations

TOP 20 LARGEST STATIONS OF THE COMBINED ENTITY

January to June 2026 operations (departures and arrivals)



4.1 FAA UPDATE ON RNAV PROCEDURE DEVELOPMENT



NOISE OVERSIGHT COMMITTEE
MAY 20, 2026

4.3 MSP CONSTRUCTION UPDATES

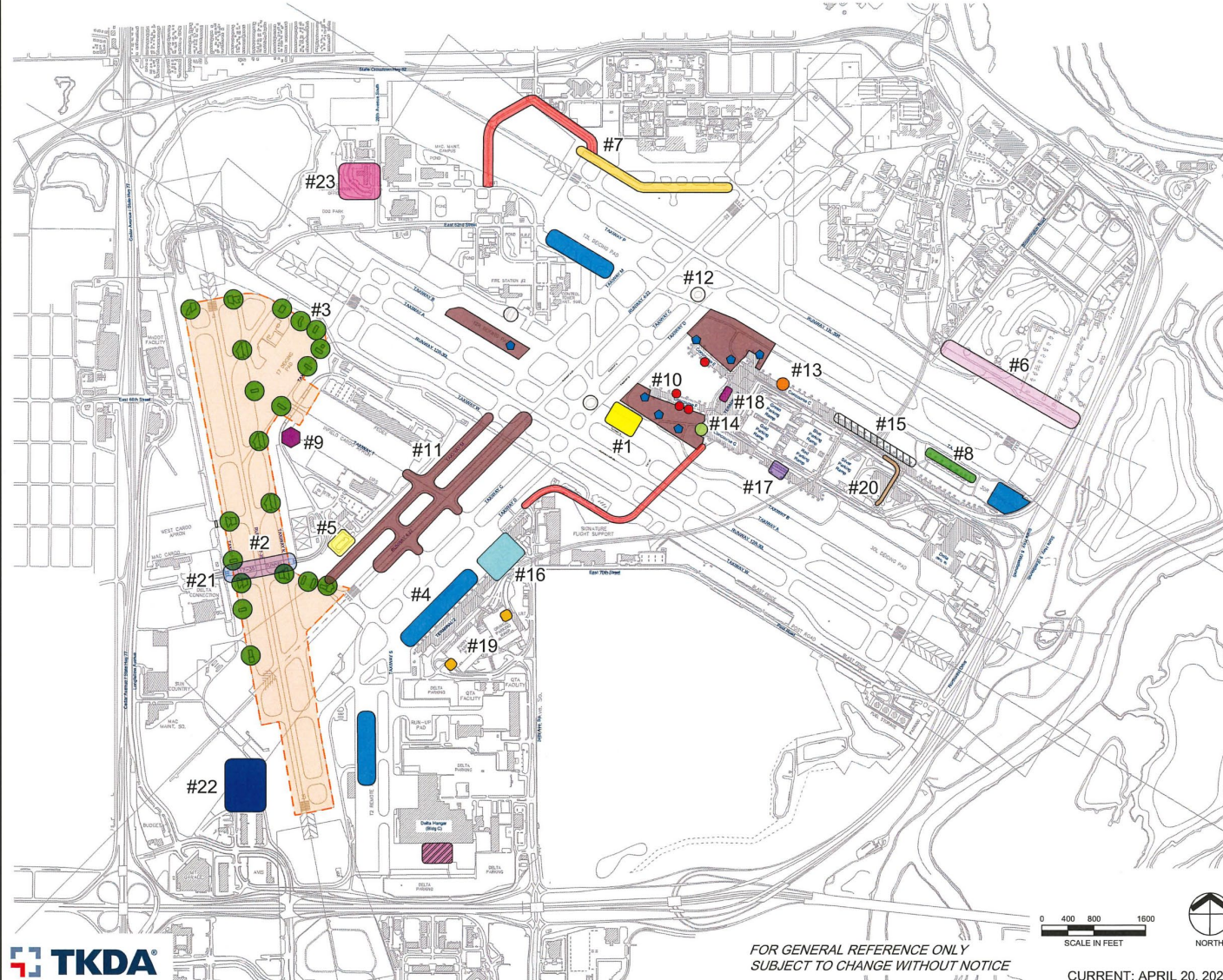


NOISE OVERSIGHT COMMITTEE
MAY 20, 2026

2026 AIRFIELD PROJECTS

MINNEAPOLIS - ST. PAUL INTERNATIONAL AIRPORT

(WOLD - CHAMBERLAIN FIELD)



AIRSIDE:

- #1 2025 TAXIWAY A/B PAVEMENT RECONSTRUCTION (JULY 6 - SEPT 25)
- #2 2026 AIRSIDE ELECTRICAL CONSTR. & RWY 1735 LED LIGHTING (SEPT 8 - OCT 17)
- #3 2026 AIRFIELD THERMOPLASTIC MARKINGS (SEPT 8 - OCT 17)
- #4 2025 GLYCOL & STORM SEWER REHABILITATION (MAY 15 - OCT 15)
- #5 2025 INFIELD FUELING FACILITY SECONDARY CONTAINMENT (MAY 4 - JUL 31)
- #6 2025 MISC. CONSTR. PH 2 - 30R FEENELINE LIGHTING & CAMERAS (MAY 4 - JUN 30)
- #7 2026 TWY R RECONSTR. & AIRSIDE RDWY PVMT RESTORATION (MAY 18 - SEPT 4)
- #8 2026 APRON LIGHTING LED UPGRADE PH1 (SEP 1 - OCT 31)
- #9 2026 AIRFIELD SNOWMELTER REPLACEMENT UPGRADE (JUL 1 - DEC 31)
- #10 2026 PASSENGER BOARDING BRIDGE REPLACEMENTS (AUG 1 - DEC 31)
- #11 2026 PAVEMENT JOINT SEALING (MAY 21 - JUN 30 & SEP 1 - OCT 31)
- #12 2026 MISCELLANEOUS CONSTRUCTION (SEP 1 - OCT 31)
- #13 2025 ELECTRICAL SUBSTATION (TBD)
- #14 2026 LAVATORY BUILDING REPAIR (JULY 6 - OCT 31)
- 2026 PERIMETER FENCE INTRUSION DETECTION SYSTEM (SEP 1 - OCT 30)
- 2026 TERMINAL 2 AIRCRAFT PARKING & GUIDANCE (AUG 1 - DEC 31)
- #15 2026 APRON LIGHTING LED UPGRADE PH2 (RSH)


LANDSIDE:

- #16 2024 T2 NORTH EXPANSION
- #17 2024 CONCOURSE G INFILL
- #18 2026 FOLDED PLATE CONSTRUCTION
- #19 2026 PARKING RAMP SNOWMELTER REPLACEMENT UPGRADES
- #20 2026 TUNNEL BRIDGE MISCELLANEOUS MODIFICATIONS
- #21 2026 TUNNEL LIGHTING LED UPGRADE PHASE 1
- #22 2026 PERIMETER GATE SECURITY IMPVMTS / GSE MAINT. FACILITY
- #23 2026 MULTIPLE POINTS OF ENTRY FACILITY

PROJECT NO. 2025-10-001
 DATE: APRIL 20, 2026
 DRAWING NO. 2025-10-001-001



FOR GENERAL REFERENCE ONLY
 SUBJECT TO CHANGE WITHOUT NOTICE



CURRENT: APRIL 20, 2026



Metropolitan
 Airports
 Commission

GENERAL OFFICES
 6040 - 28TH AVENUE SOUTH
 MINNEAPOLIS, MINNESOTA 55450

MSP 2026 Runway Construction

- Runway 17/35– Closed for LED lighting upgrade
 - September 8 – October 17
- Communication through airport newsletters, website updates, MSP Noise Oversight Committee (NOC) meetings and NOC quarterly listening sessions

ITEM 5 ANNOUNCEMENTS



mso



NOISE OVERSIGHT COMMITTEE
MAY 20, 2026

ANNOUNCEMENTS

NOC Meeting

Wed, July 15, 2026 @ 1:30 PM

Location: MAC General Office Building

NOC Summer Listening Session

Wed, July 22, 2026 @ 6 PM

Location: MAC General Office Building



NOISE OVERSIGHT COMMITTEE
MAY 20, 2026