



NOISE OVERSIGHT COMMITTEE

July 17, 2024

Recordings are made of this meeting

Agenda

1. Consent

- 1.1 Approval of May 15, 2024 Meeting Minutes
- 1.2 Reports
 - 1.2.1 Monthly Operations Reports: May and June 2024
 - 1.2.2 Review of Summer Listening Session

2. Public Comment

3. Business

4. Information

- 4.1 FAA Update on MSP VOR-MON and RNAV Procedure Development
- 4.2 MSP Runway Construction Update

5. Announcements

6. Adjourn




NOISE OVERSIGHT COMMITTEE
JULY 17, 2024

1.1 APPROVAL OF MAY 15, 2024 MINUTES



**NOISE OVERSIGHT COMMITTEE
JULY 17, 2024**

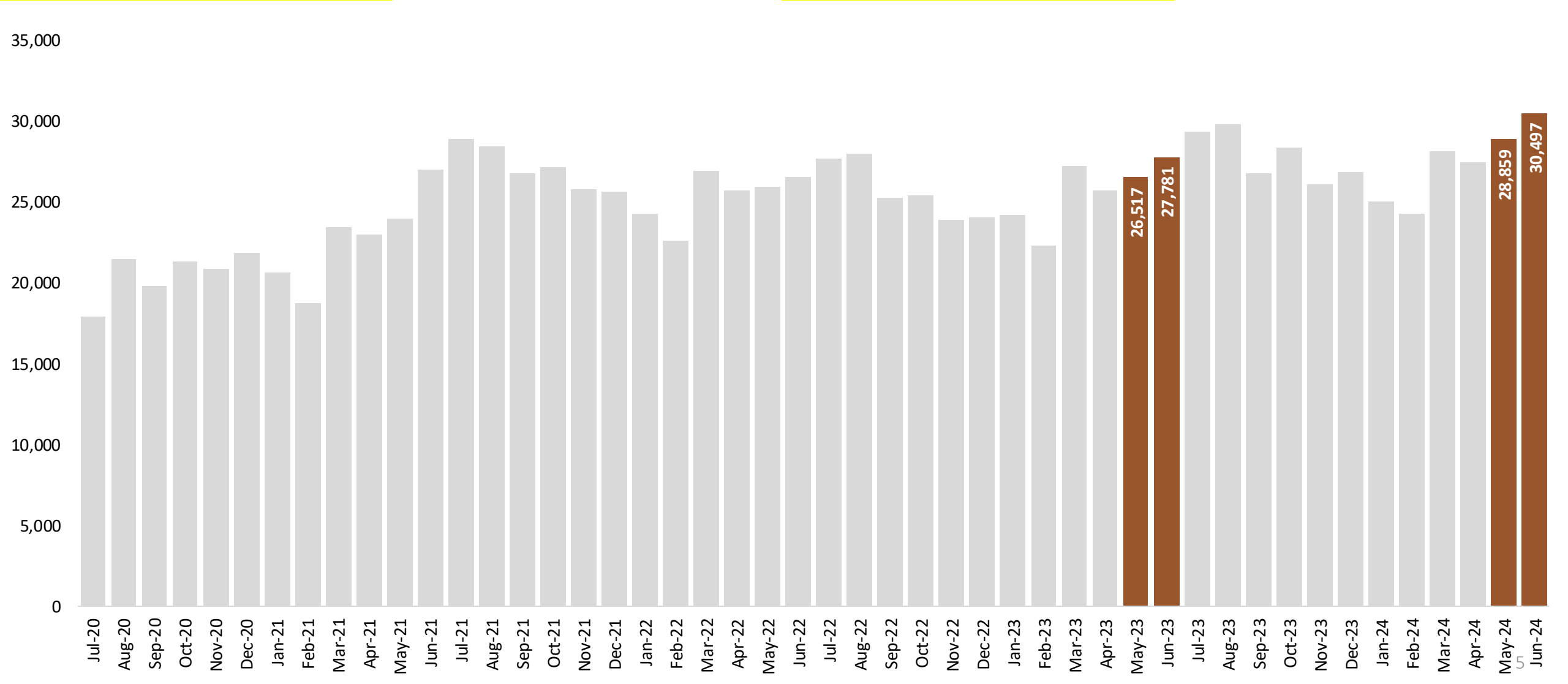
1.2.1 MONTHLY OPERATIONS REPORTS: MAY AND JUNE 2024



NOISE OVERSIGHT COMMITTEE
JULY 17, 2024

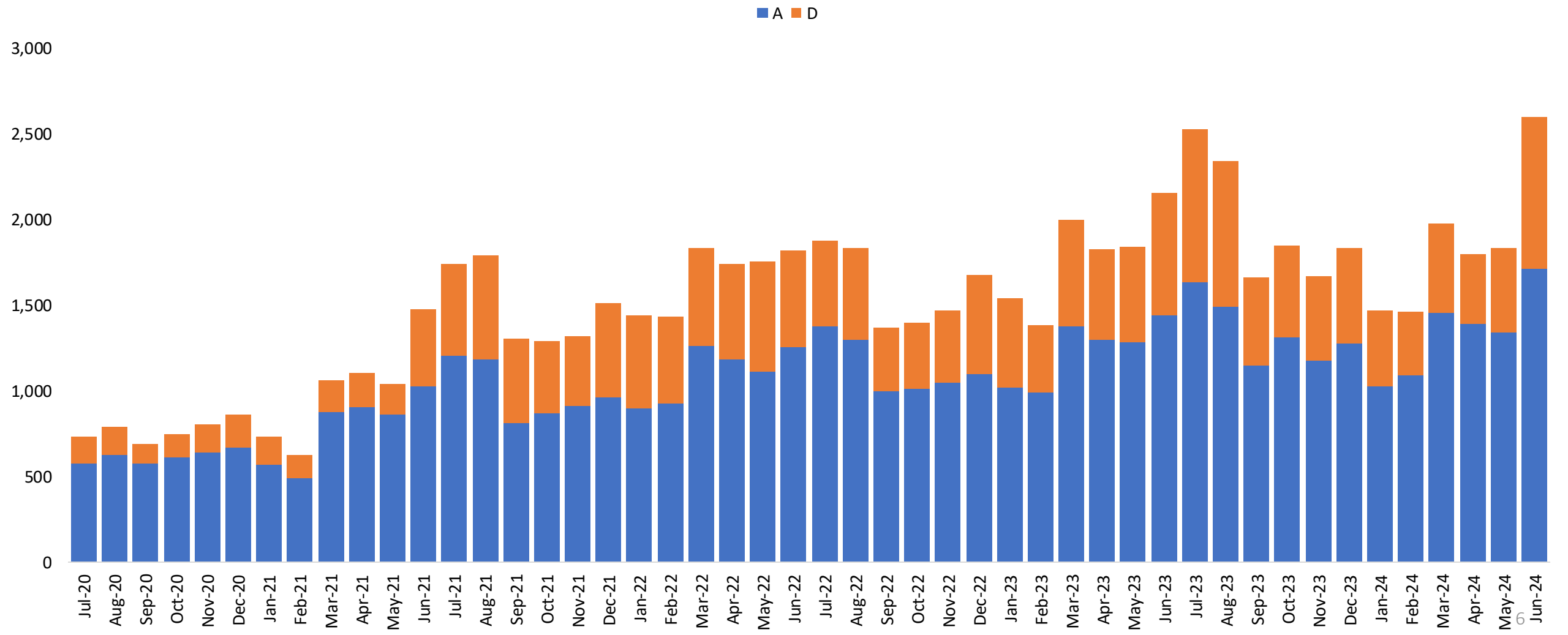
MSP OPERATIONS

May 2024										June 2024									
28,859 Operations					1,834 Nighttime Operations (10:30 PM – 6:00 AM)					30,497 Operations					2,595 Nighttime Operations (10:30 PM – 6:00 AM)				



MSP OPERATIONS

May 2024		June 2024	
28,859	1,834	30,497	2,595
Operations	Nighttime Operations (10:30 PM – 6:00 AM)	Operations	Nighttime Operations (10:30 PM – 6:00 AM)



RUNWAY USE

MAY 2024

NORTH FLOWS	SOUTH FLOWS	MIXED FLOWS
28%	51%	15%

JUN 2024

NORTH FLOWS	SOUTH FLOWS	MIXED FLOWS
20%	48%	29%

2023 JAN - JUN

NORTH FLOWS	SOUTH FLOWS	MIXED FLOWS
31%	52%	10%

2024 JAN - JUN

NORTH FLOWS	SOUTH FLOWS	MIXED FLOWS
36%	42%	15%

North Flow



South Flow



Mixed Flow



MAY – JUN RUNWAY USE

59,356
OPERATIONS IN MAY – JUN

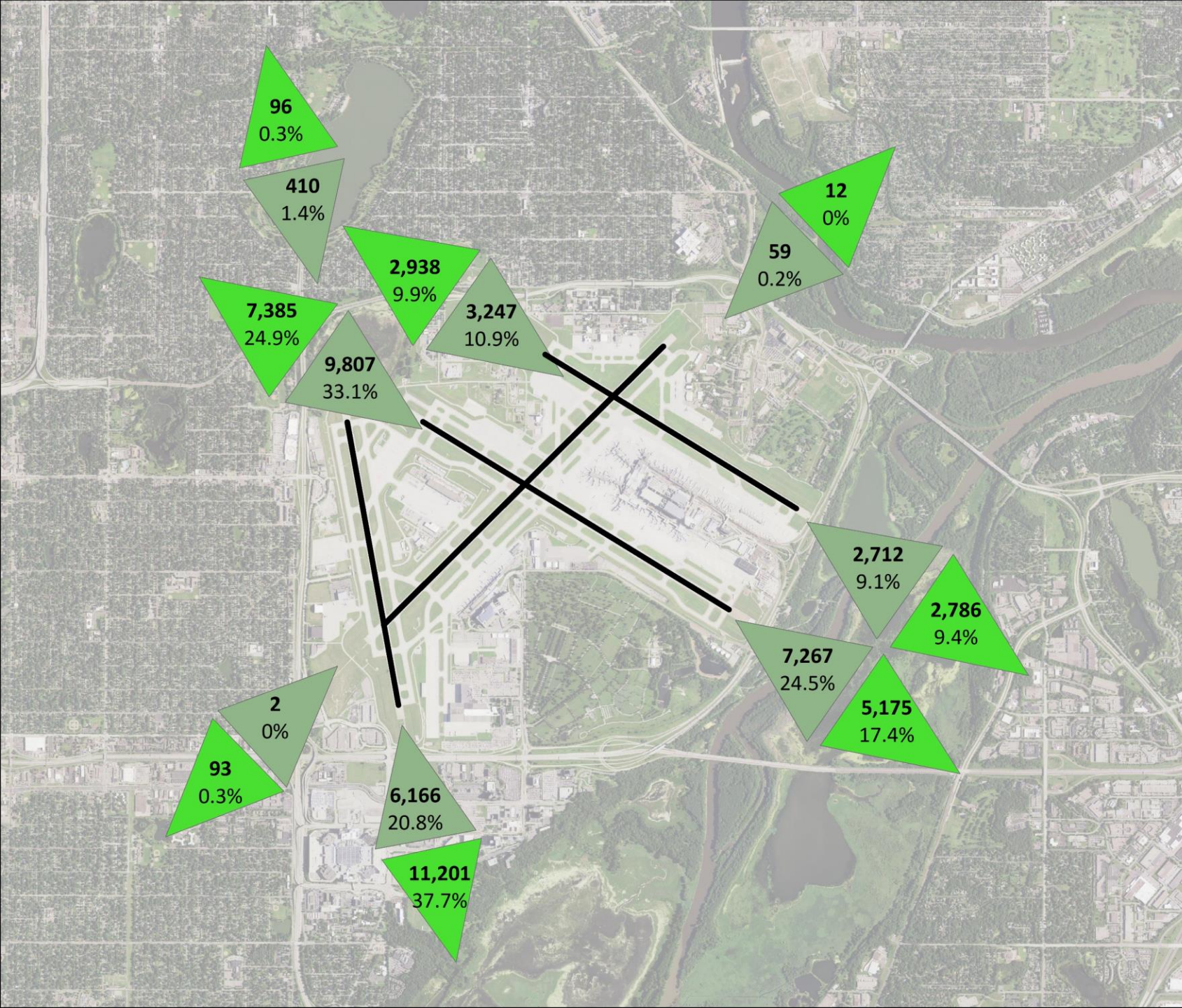
PRIORITY 1	PRIORITY 2	PRIORITY 3	PRIORITY 4
30%	29%	0%	39%

29,670
ARRIVALS

PRIORITY 1	PRIORITY 2	PRIORITY 3	PRIORITY 4
34%	21%	0%	44%

29,686
DEPARTURES

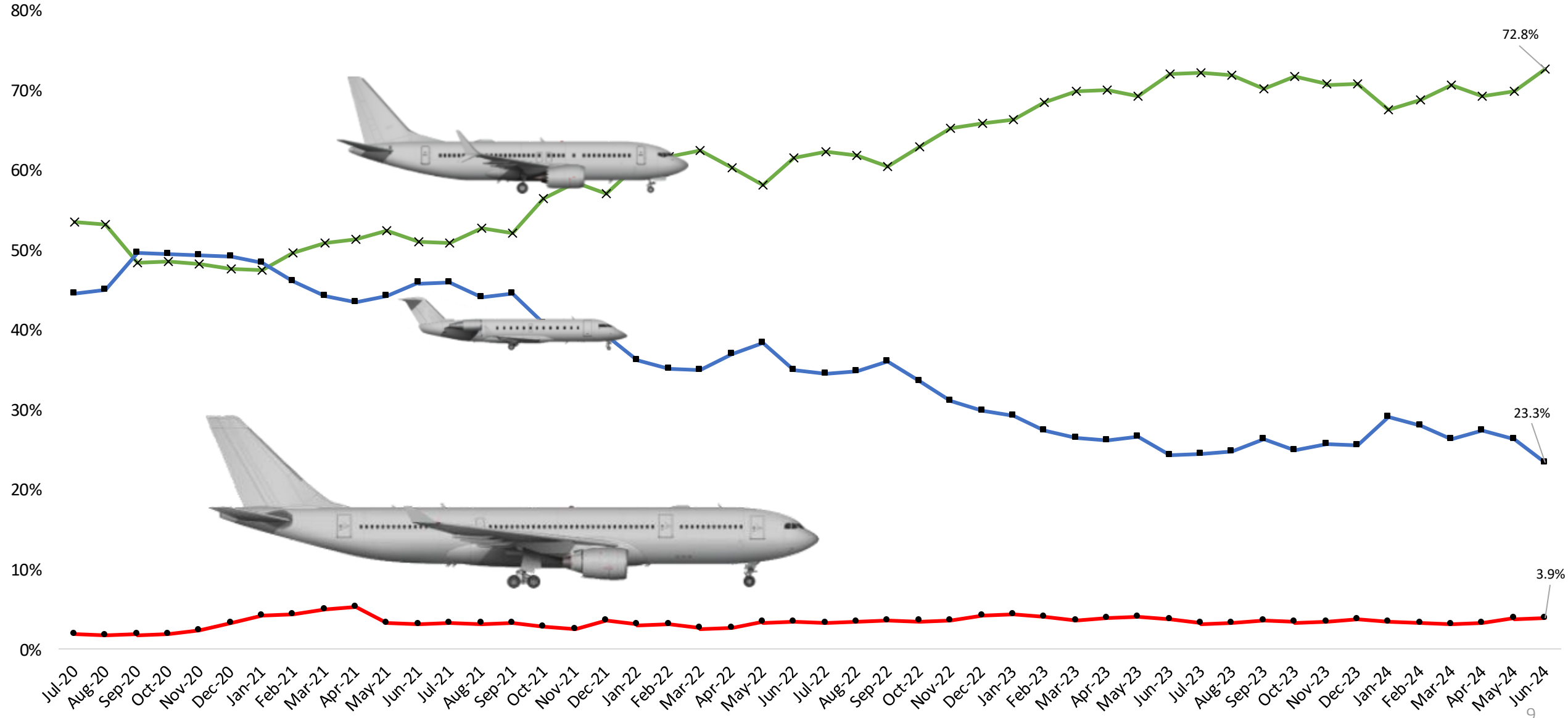
PRIORITY 1	PRIORITY 2	PRIORITY 3	PRIORITY 4
27%	38%	0%	35%



MSP OPERATIONS

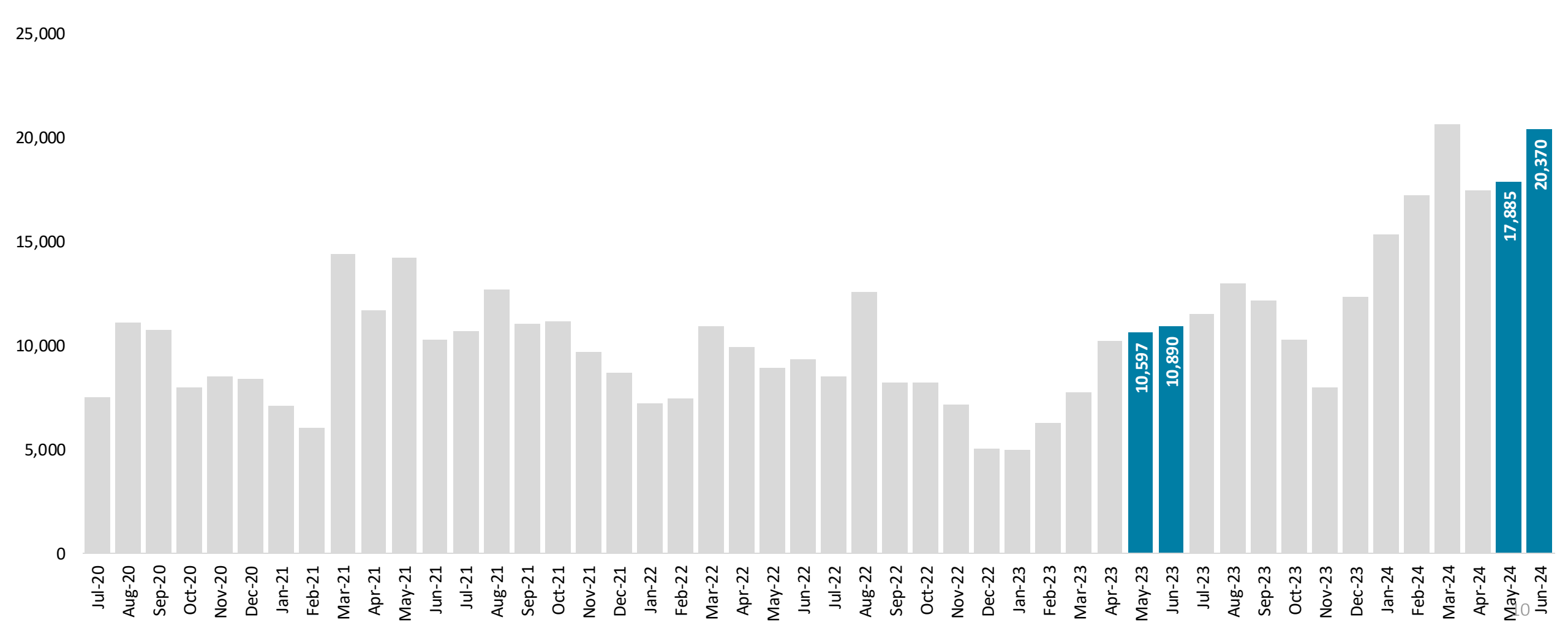
CARRIER JET FLEET MIX

—x— NARROWBODY —■— RJ —●— WIDEBODY



MSP COMPLAINTS

May 2024				June 2024			
COMPLAINTS		LOCATIONS		COMPLAINTS		LOCATIONS	
17,885		269		20,370		423	
Ops per Complaint	New Locations	Average	Median	Ops per Complaint	New Locations	Average	Median
1.6	16	66	5	1.5	37	48	3



TOTAL COMPLAINTS

38,255
COMPLAINTS

520
HOUSEHOLDS





TOP 10 LOCATIONS

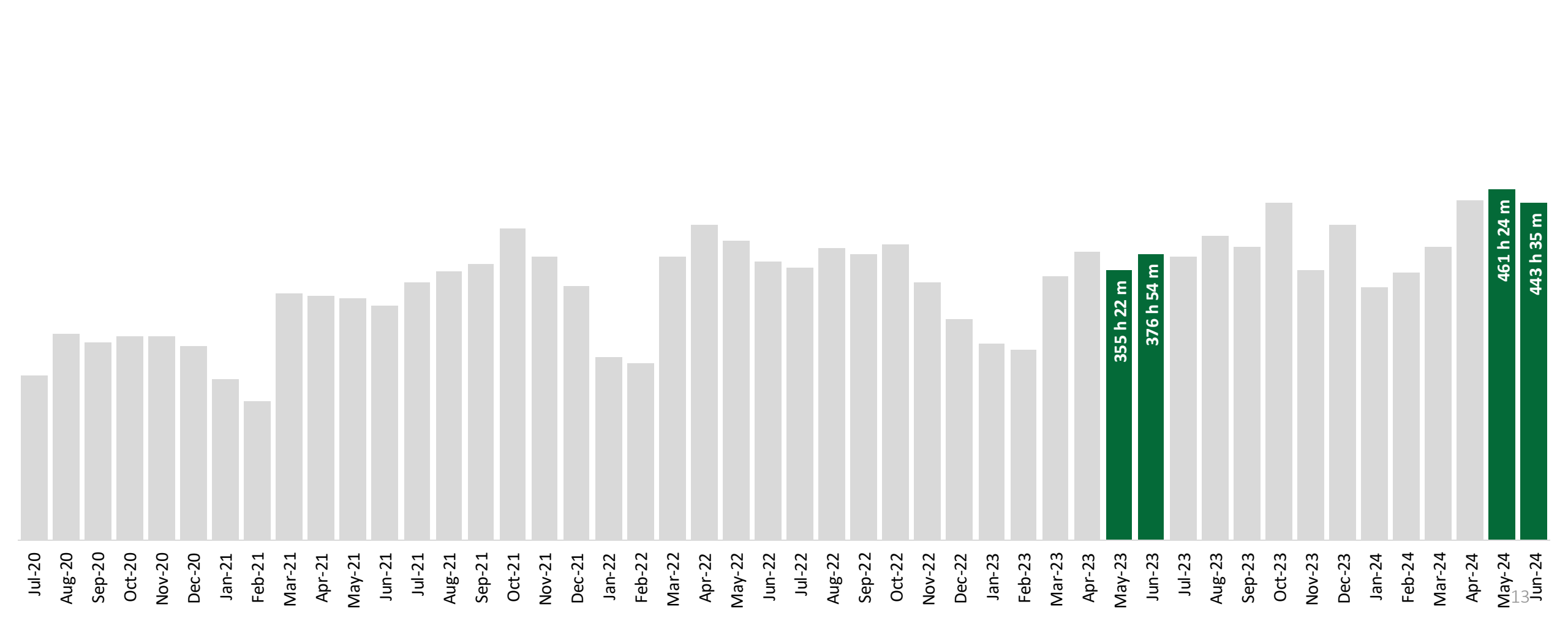
FILED
23,877
(62%)
COMPLAINTS DURING MAY & JUN

7 OF 10
LOCATIONS WERE IN THE TOP 10
FOR MAY – JUN DATA

359
(69%)
LOCATIONS FILED 10 OR FEWER
COMPLAINTS

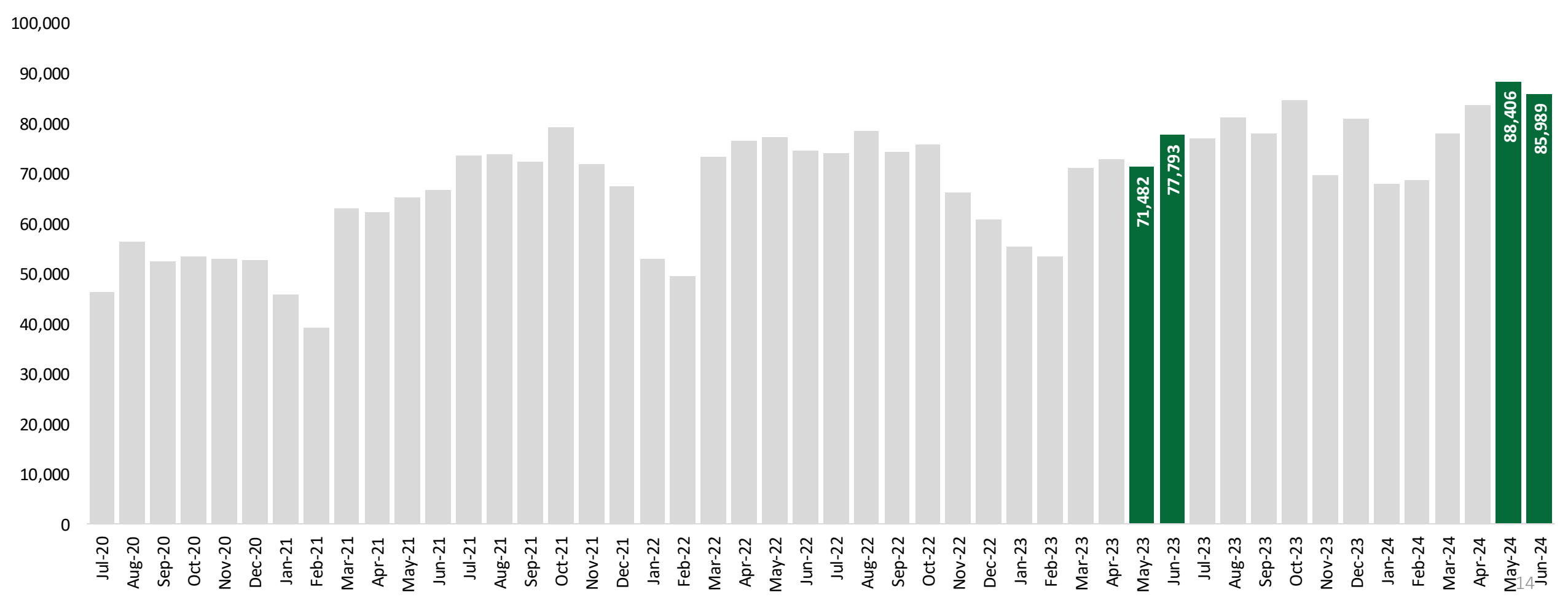
SOUND MONITORING

May 2024			June 2024		
Time Above	58 TA ⁶⁵ Per Operation	461 h 24 m TA ⁶⁵	Time Above	52 TA ⁶⁵ Per Operation	443 h 35 m TA ⁶⁵
Count Above	3.06 N ⁶⁵ Per Operation	88,406 N ⁶⁵	Count Above	2.82 N ⁶⁵ Per Operation	85,989 N ⁶⁵



SOUND MONITORING

May 2024			June 2024		
Time Above	58 TA ⁶⁵ Per Operation	461 h 24 m TA ⁶⁵	Time Above	52 TA ⁶⁵ Per Operation	443 h 35 m TA ⁶⁵
Count Above	3.06 N ⁶⁵ Per Operation	88,406 N ⁶⁵	Count Above	2.82 N ⁶⁵ Per Operation	85,989 N ⁶⁵



NOISE ABATEMENT

May 2024

Runway 17 **99.0%**

EMH Corridor **90.8%**

Cross Day **28.1%**

Cross Night **32.7%**

June 2024

Runway 17 **98.4%**

EMH Corridor **92.9%**

Cross Day **35.2%**

Cross Night **35.4%**

RUS

55.0%

Arrive - 47%

Depart - 63%

RUS

63.7%

Arrive - 61%

Depart - 66%

1.2.2 REVIEW OF SUMMER LISTENING SESSION



NOISE OVERSIGHT COMMITTEE
JULY 17, 2024

Summer Listening Session

- July 10, 2024, 6pm
- Eagan City Hall
- Meeting Attendees
 - 2 residents from Eagan, 3 from Apple Valley, 1 from Mendota Heights, 1 from Burnsville
 - NOC members Sarah Alig, John Bergman, Rich Benz, Cheryl Jacobson, Lynn Moore, and Julie Risser
 - FAA staff
 - MAC staff



ITEM 2

PUBLIC COMMENT PERIOD



NOISE OVERSIGHT COMMITTEE
JULY 17, 2024

ITEM 2

PUBLIC COMMENT PERIOD

Speaking at a Meeting

- Each speaker will have one opportunity to speak and is allotted three (3) minutes.
- When called upon to speak, speak clearly, state your name and address. If you are affiliated with any organization, please state your affiliation.
- Commenters shall address their comments to the NOC and not to the audience.
- No response from the NOC is provided during the comment period.
- Comments are noted, and MAC staff are available following the meeting to answer questions or contact information can be provided for follow up discussion.
- Use of profanity, personal attacks, or threats of violence will not be tolerated.



NOISE OVERSIGHT COMMITTEE
JULY 17, 2024

4.1 – FAA UPDATE ON MSP VOR-MON & RNAV PROCEDURE DEVELOPMENT



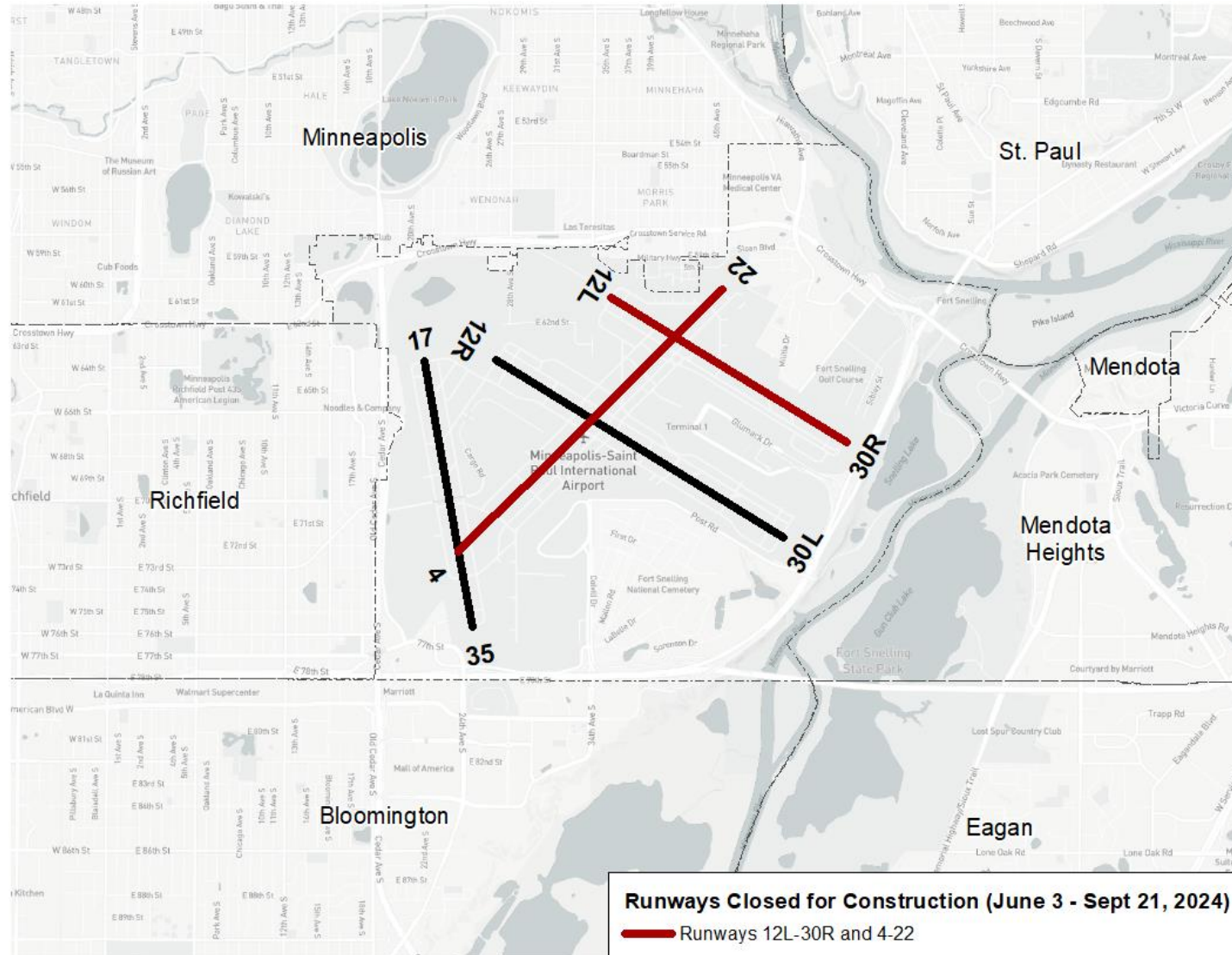
NOISE OVERSIGHT COMMITTEE
JULY 17, 2024

4.2 – MSP RUNWAY CONSTRUCTION UPDATE



NOISE OVERSIGHT COMMITTEE
JULY 17, 2024

Runway Construction

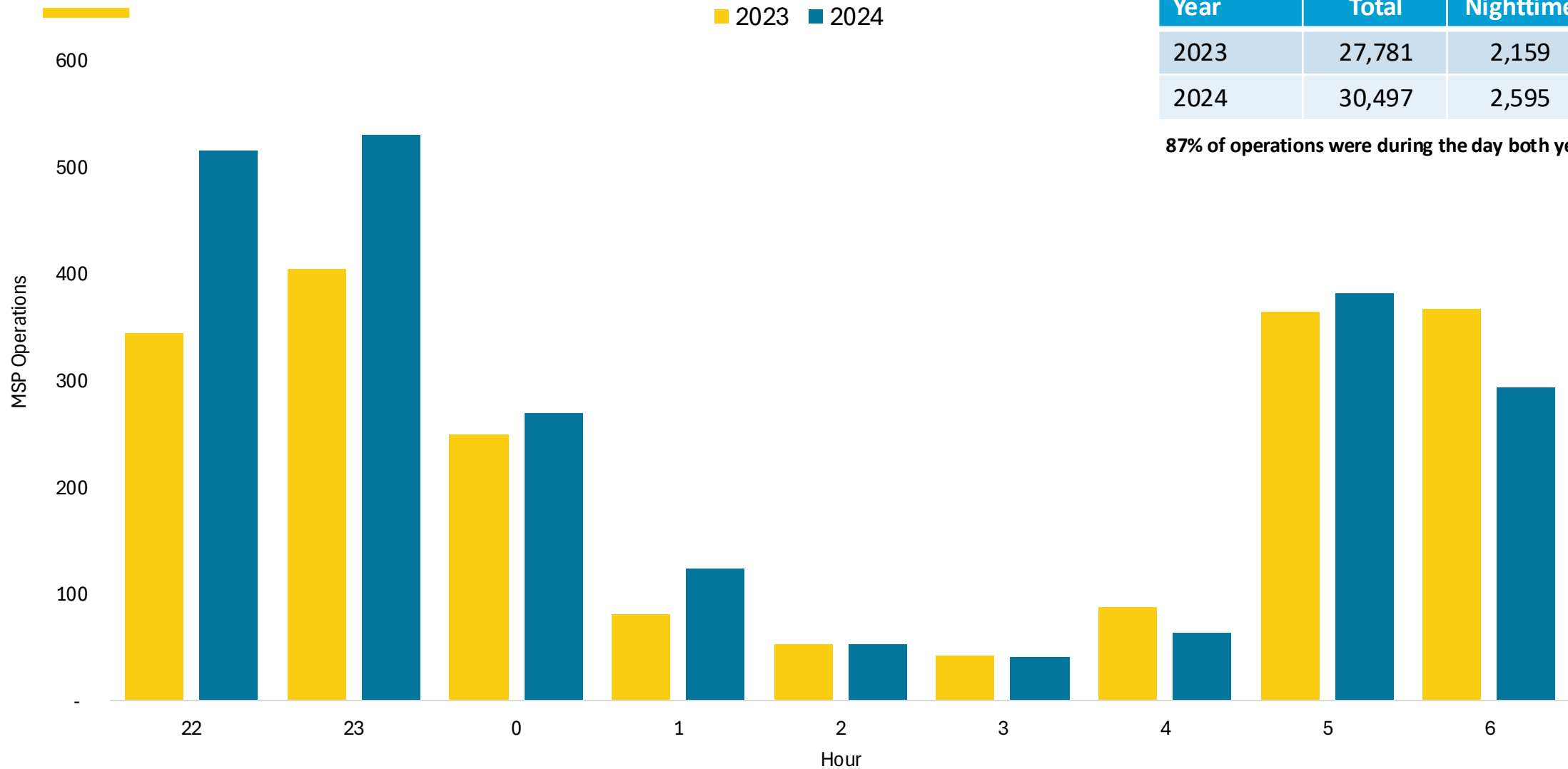








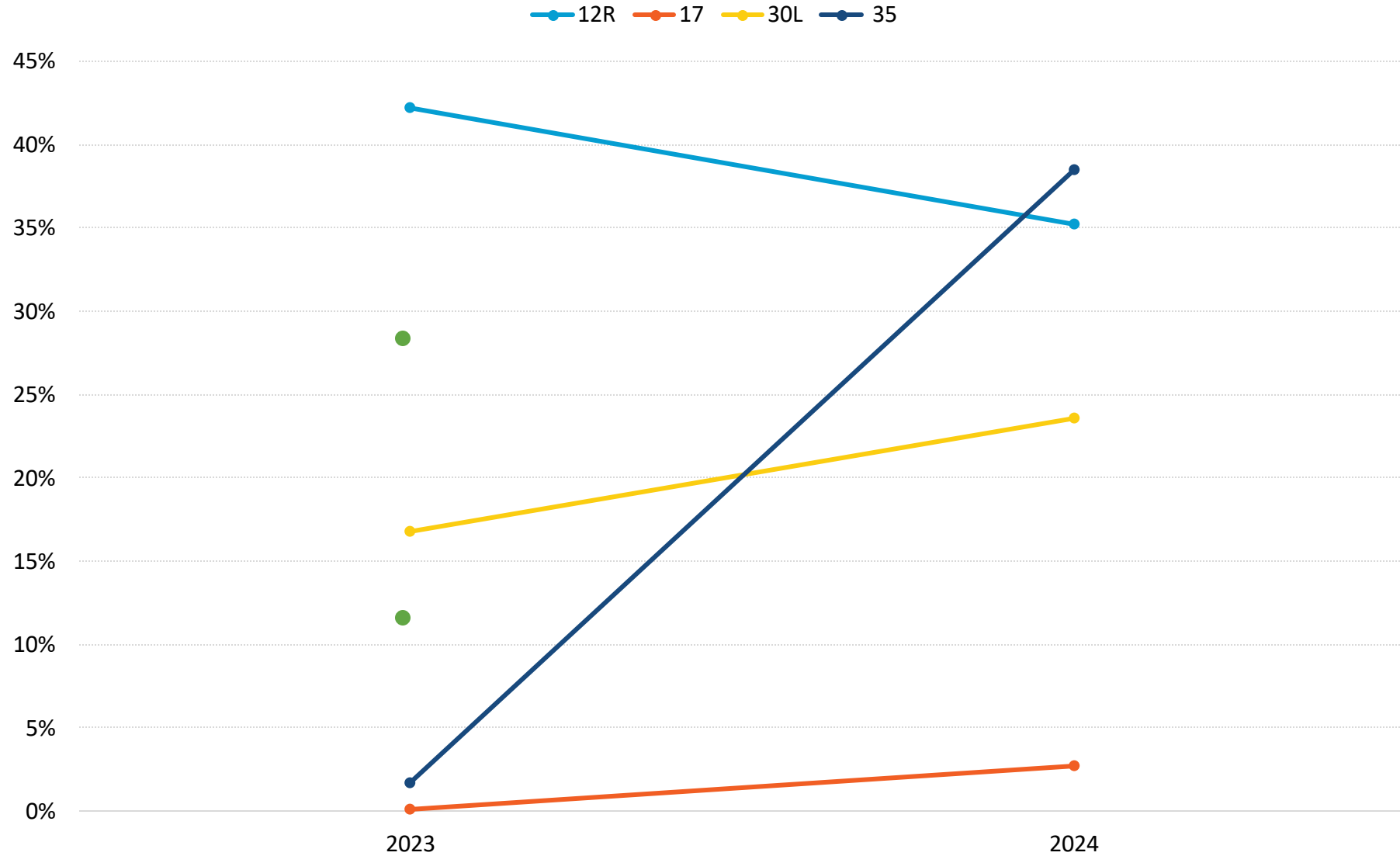
June MSP Nighttime Operations (10PM – 6AM)



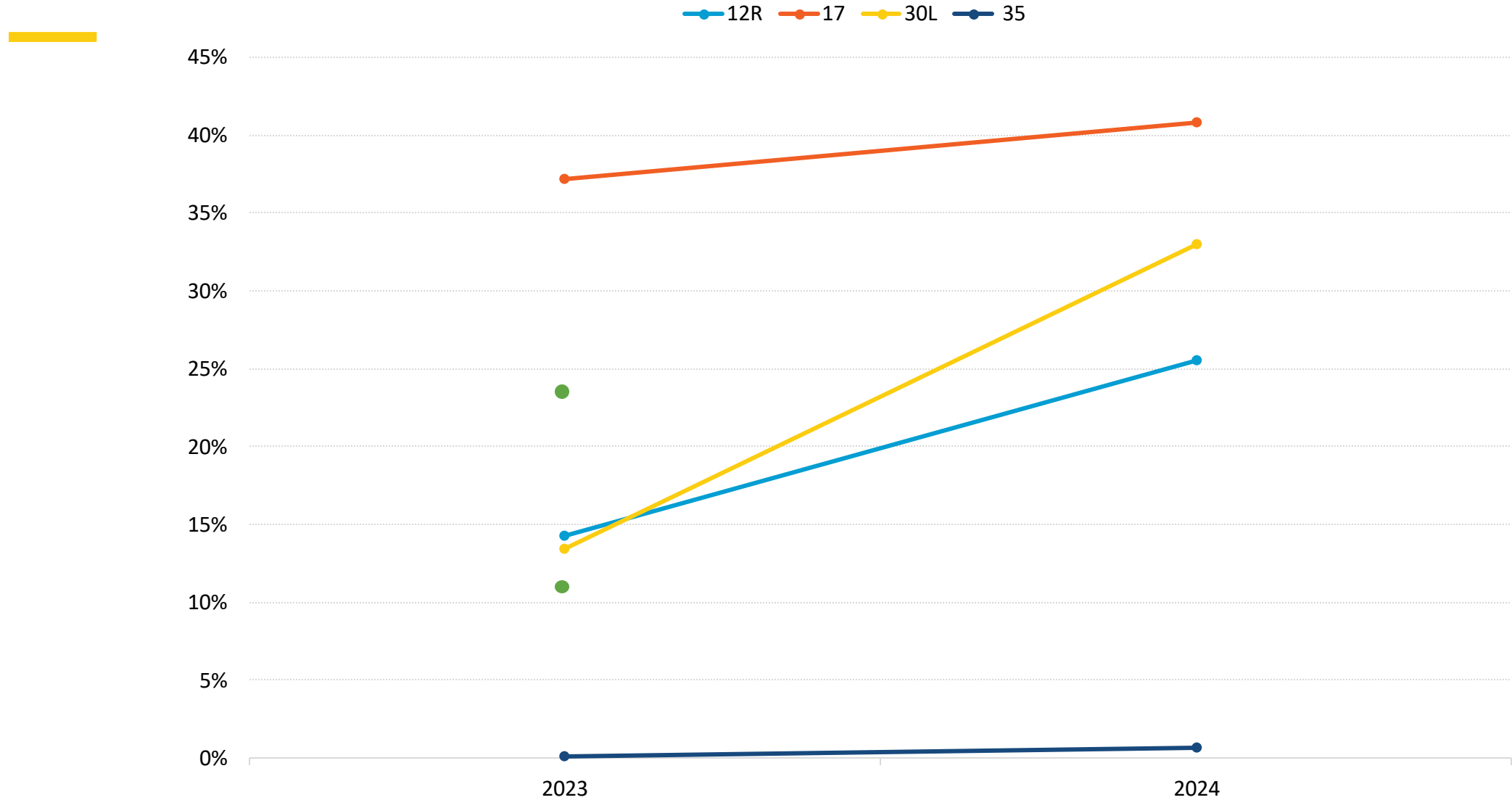
Year	Total	Nighttime
2023	27,781	2,159
2024	30,497	2,595

87% of operations were during the day both years

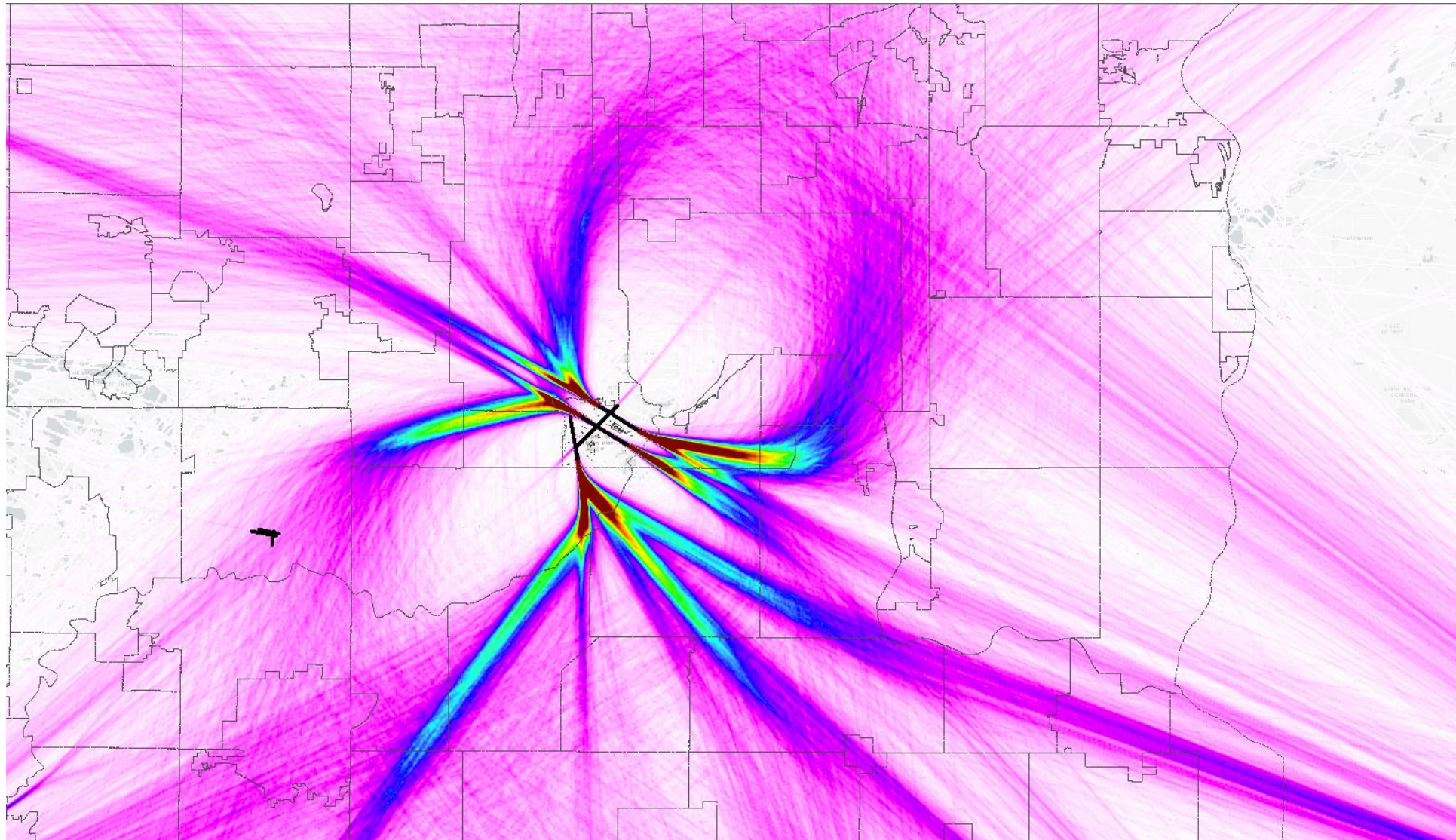
Runway Use - MSP June Arrivals



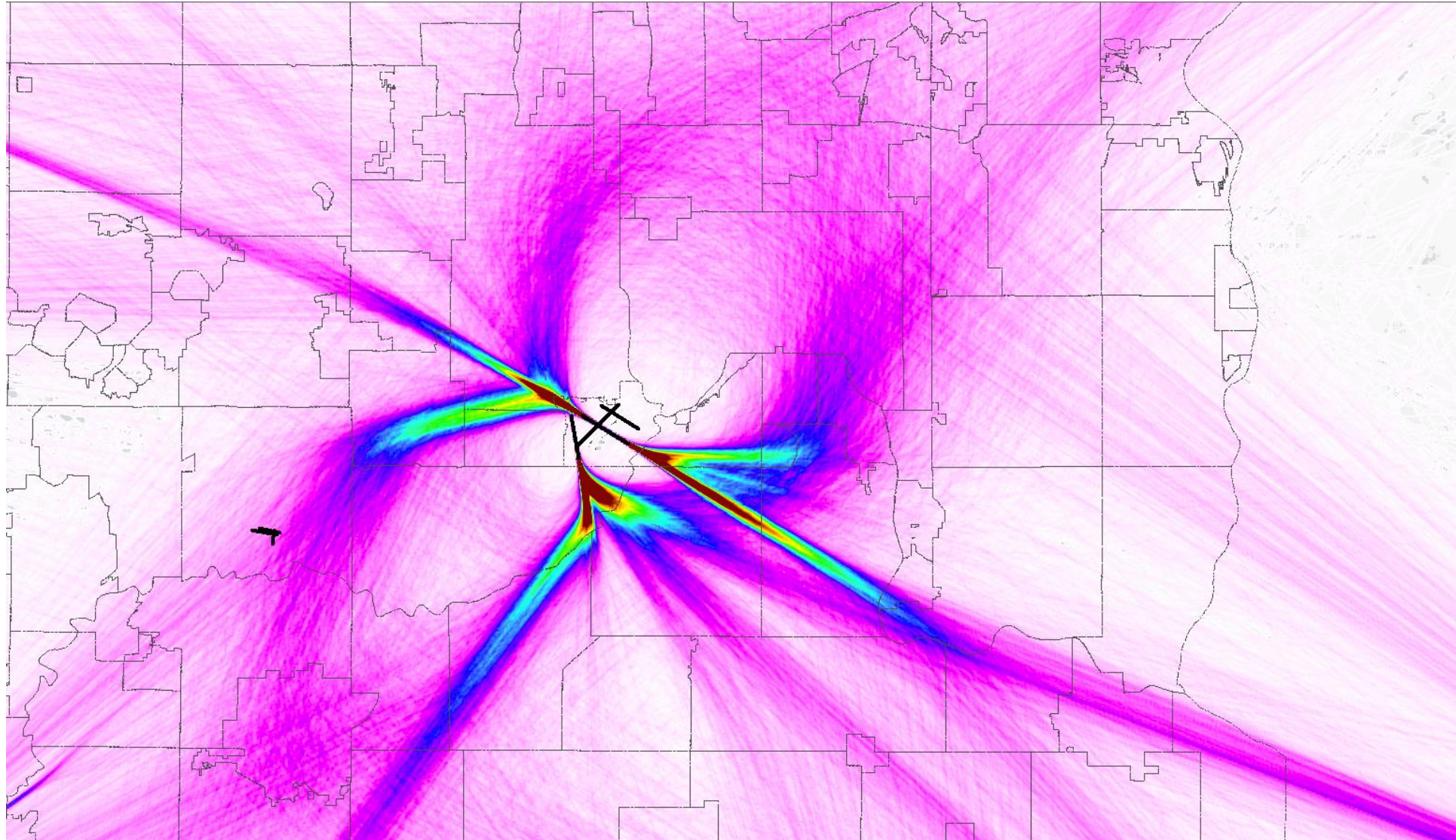
Runway Use - MSP June Departures



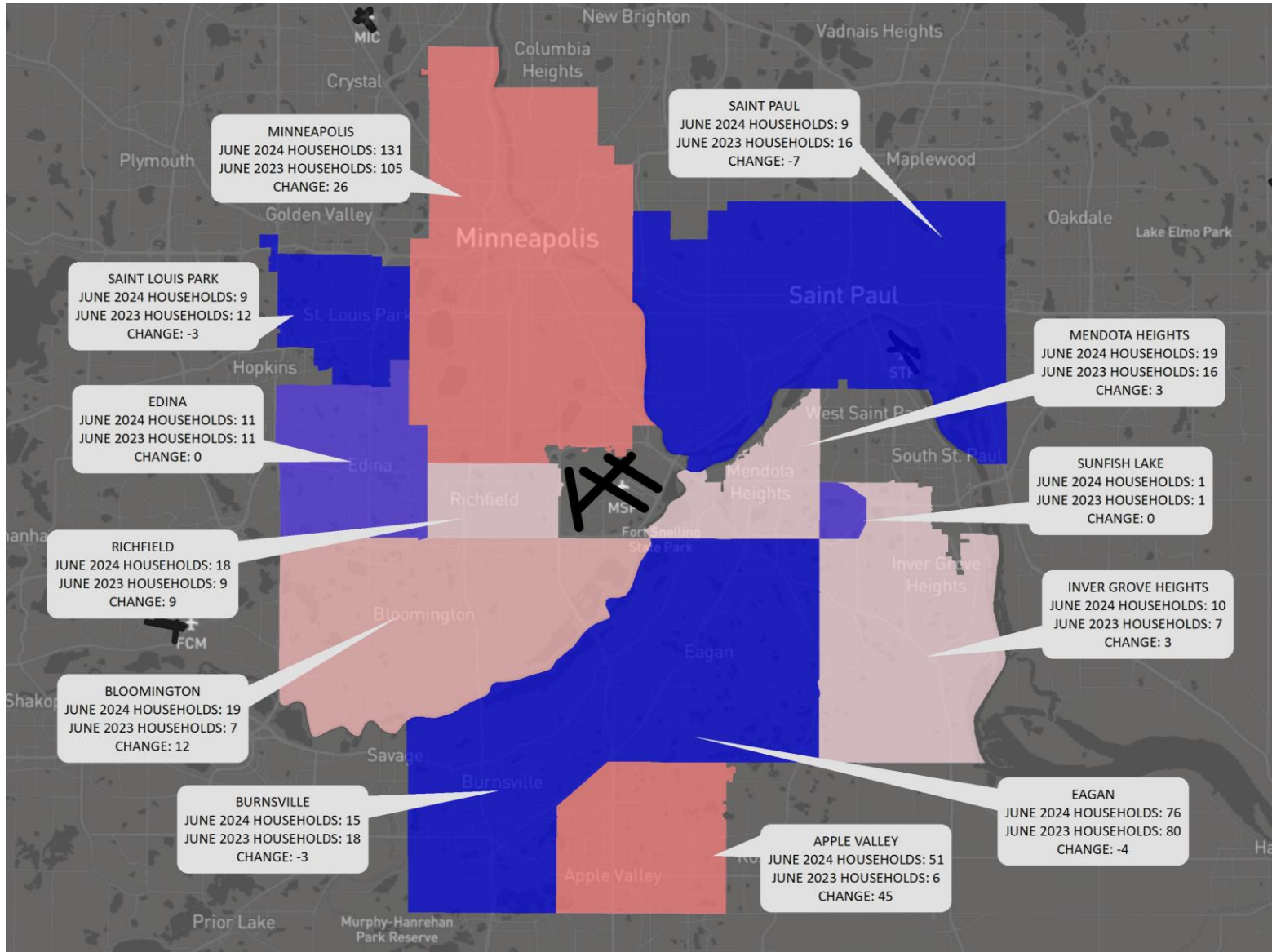
Runway Use – MSP Departures Summer 2023



Runway Use – MSP Departures Summer 2024



Households Filing Complaints – June 2024 vs 2023



Community Outreach

- NOC member community city notifications
- Community meetings around MSP
- MSP NOC meetings and NOC quarterly listening sessions
- Media release and news articles (widely reported)
- Airport newsletters and website updates
- Construction webpage - <https://metroairports.org/runway-construction>
- Sign up for newsletters on the construction webpage (link above or QR code below)



A screenshot of the Minneapolis-St. Paul International Airport (MSP) website's 'Runway Construction' page. The page features a dark blue header with navigation links: NEWS, EVENTS, DOCUMENTS & RESOURCES, FAQs, CONTACT US. Below the header, there are links for 'About Us', 'Our Airports', 'Doing Business', 'Community Connection', and '2023 Annual Report', along with a search bar. The main heading is 'MSP Runway Construction'. A central map shows the airport layout with runways (Rwy 4, Rwy 12L, Rwy 22, Rwy 30R) and terminals (Terminal 1, Terminal 2) highlighted in yellow. The map also shows highways (HWY 62, HWY 77, HWY 5). To the right of the map, the text reads: 'Upcoming MSP runway construction' followed by a paragraph: 'Runway pavement and other maintenance work starting this summer will result in runway closures at the Minneapolis-St. Paul International Airport (MSP) in 2024 and 2025. More information about this project is provided below.' Below the map, there are two paragraphs of text: 'MSP Airport has over 32 miles of runways and taxiways. It is critical to maintain airfield infrastructure for the safety of aircraft operations.' and 'At times, airport construction and maintenance impact typical runway use. These activities may require temporary closures of runways at MSP to ensure the safety of construction crews and aircraft. Additionally, construction activities can impact how the Federal Aviation Administration (FAA) assigns aircraft to open runways.' The final section is titled 'What construction activities are occurring?' and states: 'During the summers of 2024 and 2025, runway and taxiway closures at MSP are planned to complete needed pavement work and runway safety area grading. This work is necessary to ensure critical airport infrastructure maintains the highest level of safety for handling aircraft operations.'

5 – ANNOUNCEMENTS



NOISE OVERSIGHT COMMITTEE
JULY 17, 2024

ITEM 5

ANNOUNCEMENTS

Sept NOC Meeting

Wed, Sept 18, 2024 @ 1:30 PM

Location: MAC General Office Building

NOC Fall Listening Session

Wed, Oct 23, 2024 @ 6 PM

Location: MAC General Office Building



NOISE OVERSIGHT COMMITTEE
JULY 17, 2024

FAA Update to MSP Departure Procedures

- Updating procedures with area navigation technology (RNAV)
- FAA scheduling adoption by August 2025
- FAA public workshops planned:
 - August 14, 2024, 1-3PM
 - August 15, 2024, 6-8PM
- More info:
www.faa.gov/air_traffic/community_engagement/msp

