



NOISE OVERSIGHT COMMITTEE

March 19, 2025

Recordings are made of this meeting

Agenda

1. Consent

1.1 Approval of January 22, 2025 Meeting Minutes

1.2 Reports

1.2.1 Monthly Operations Reports: JAN and FEB 2025

1.2.2 Review of Winter Listening Session

2. Public Comment

3. Business

4. Information

4.1 2024 Actual Noise Contour Report and the Consent Decree Noise Mitigation Program Eligibility

4.2 MSP Construction Updates

5. Announcements

6. Adjourn



NOISE OVERSIGHT COMMITTEE
MARCH 19, 2025

1.1 APPROVAL OF JANUARY 22, 2025 MINUTES



**NOISE OVERSIGHT COMMITTEE
MARCH 19, 2025**

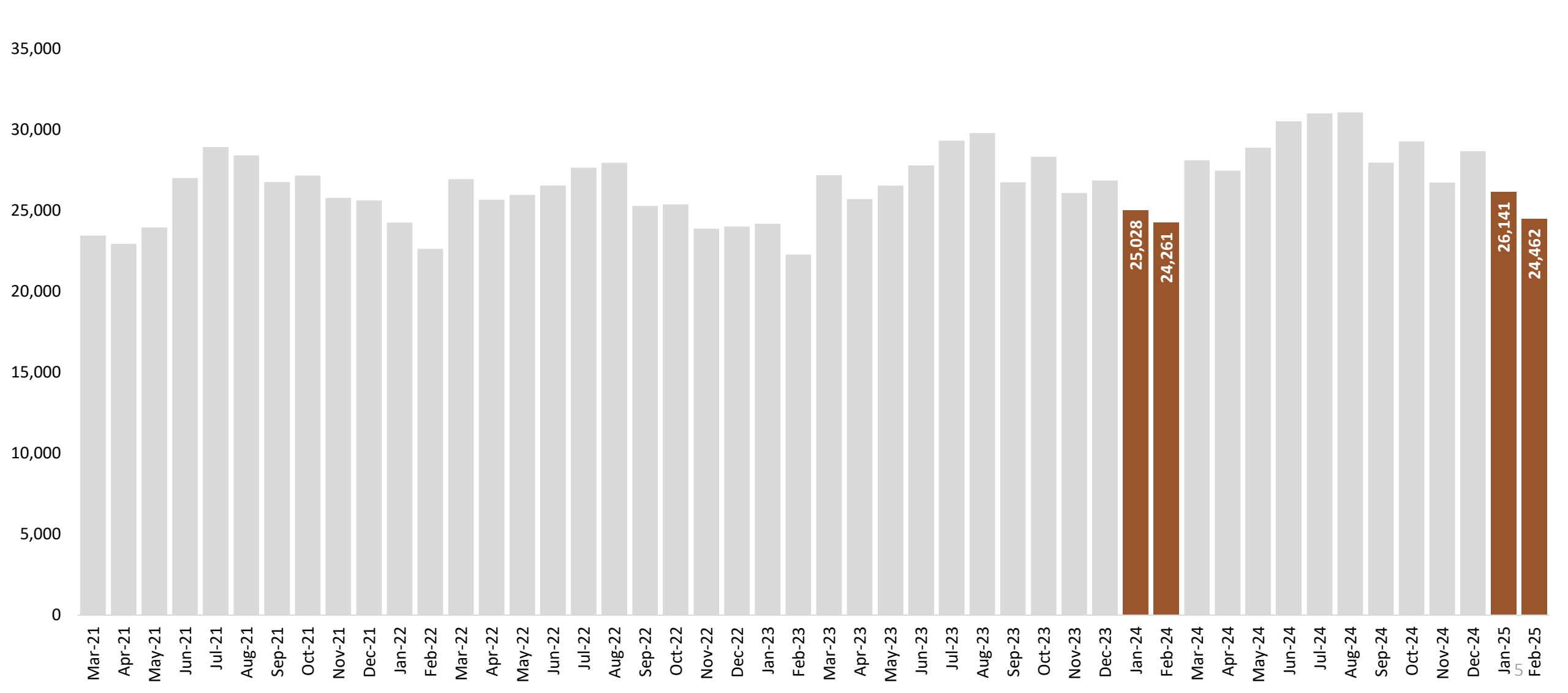
1.2.1 MONTHLY OPERATIONS REPORTS: JAN AND FEB 2025



NOISE OVERSIGHT COMMITTEE
MARCH 19, 2025

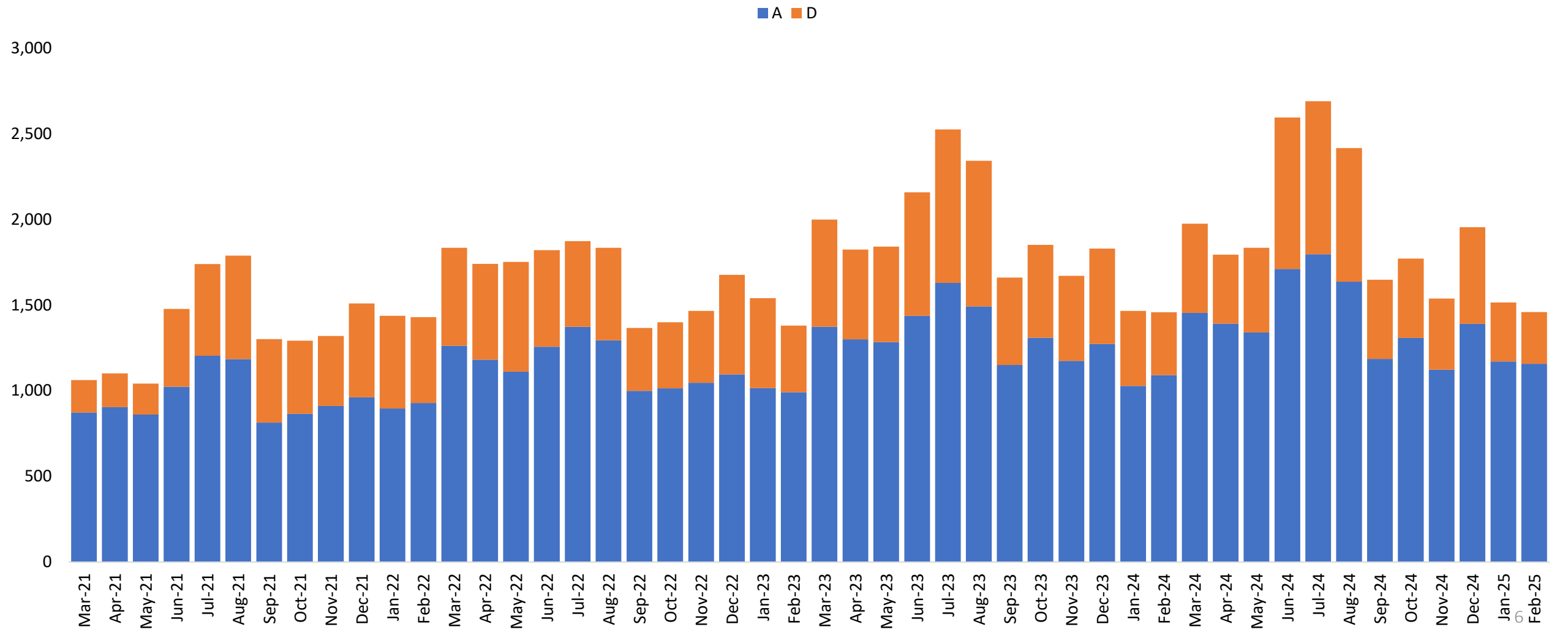
MSP OPERATIONS

January 2025				February 2025			
26,141		1,515		24,462		1,459	
Operations		Nighttime Operations (10:30 PM – 6:00 AM)		Operations		Nighttime Operations (10:30 PM – 6:00 AM)	



MSP OPERATIONS

January 2025		February 2025	
26,141	1,515	24,462	1,459
Operations	Nighttime Operations (10:30 PM – 6:00 AM)	Operations	Nighttime Operations (10:30 PM – 6:00 AM)



RUNWAY USE

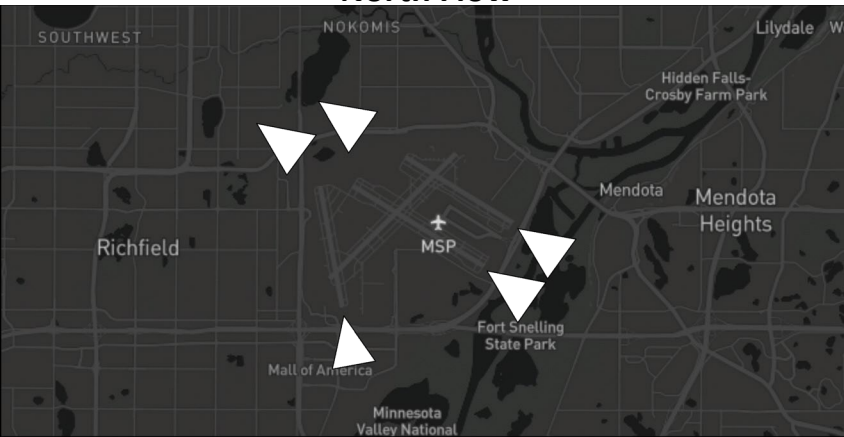
JAN 2025		
NORTH FLOWS	SOUTH FLOWS	MIXED FLOWS
56%	14%	16%

FEB 2025		
NORTH FLOWS	SOUTH FLOWS	MIXED FLOWS
57%	14%	16%

2024 JAN - FEB		
NORTH FLOWS	SOUTH FLOWS	MIXED FLOWS
44%	34%	14%

2024 JAN - FEB		
NORTH FLOWS	SOUTH FLOWS	MIXED FLOWS
44%	34%	14%

North Flow



South Flow



Mixed Flow



JAN – FEB RUNWAY USE

50,603
OPERATIONS IN JAN – FEB

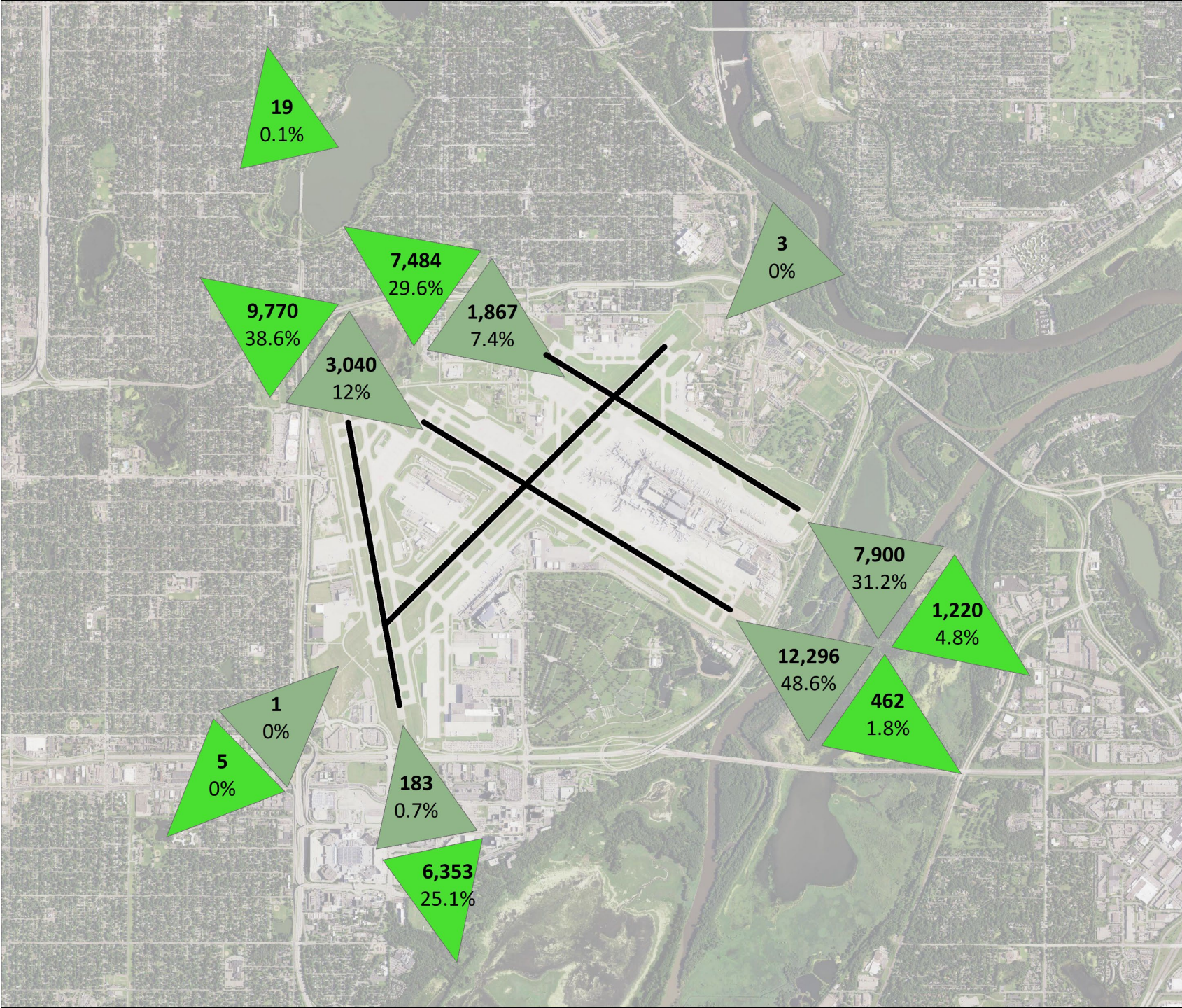
PRIORITY 1	PRIORITY 2	PRIORITY 3	PRIORITY 4
43%	13%	0%	44%

25,290
ARRIVALS

PRIORITY 1	PRIORITY 2	PRIORITY 3	PRIORITY 4
80%	1%	0%	19%

25,313
DEPARTURES

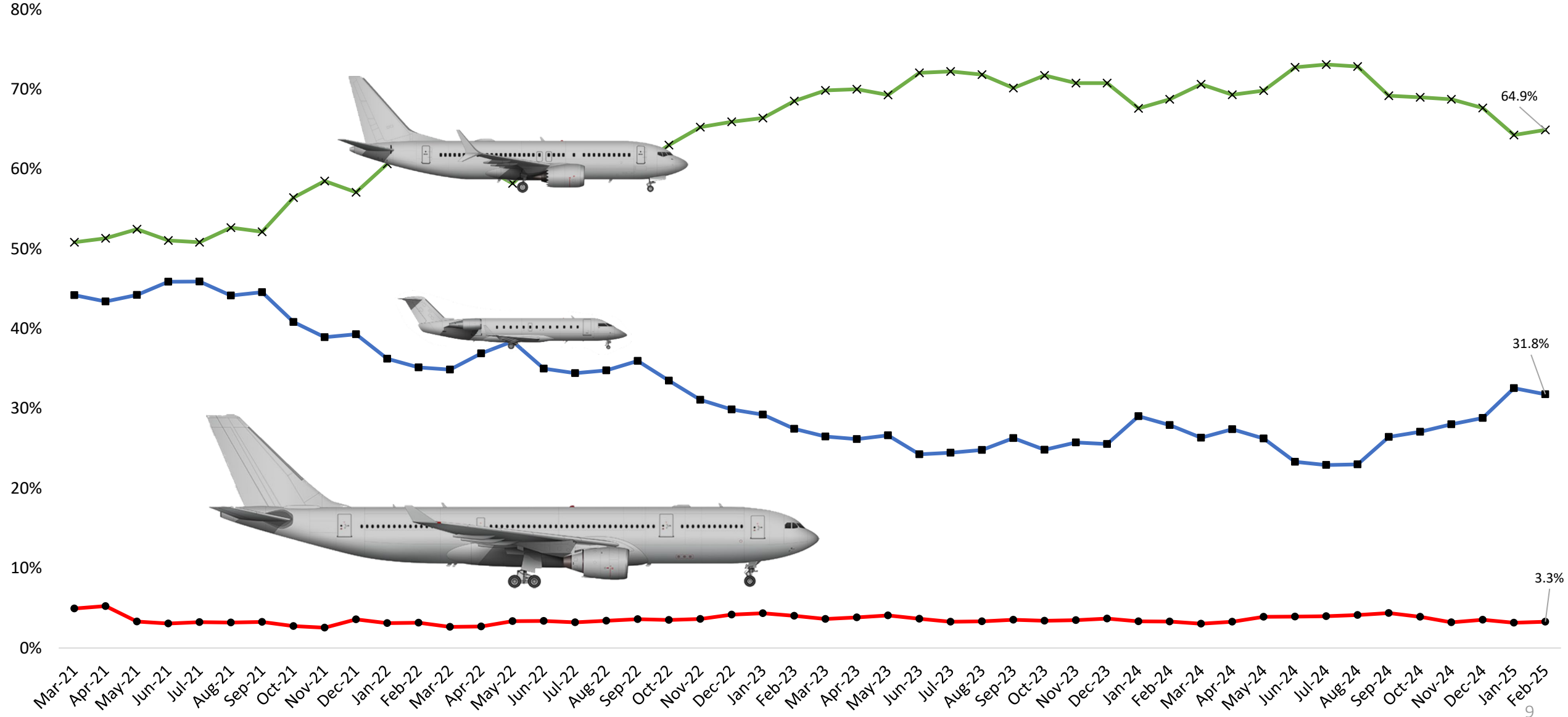
PRIORITY 1	PRIORITY 2	PRIORITY 3	PRIORITY 4
7%	25%	0%	68%



MSP OPERATIONS

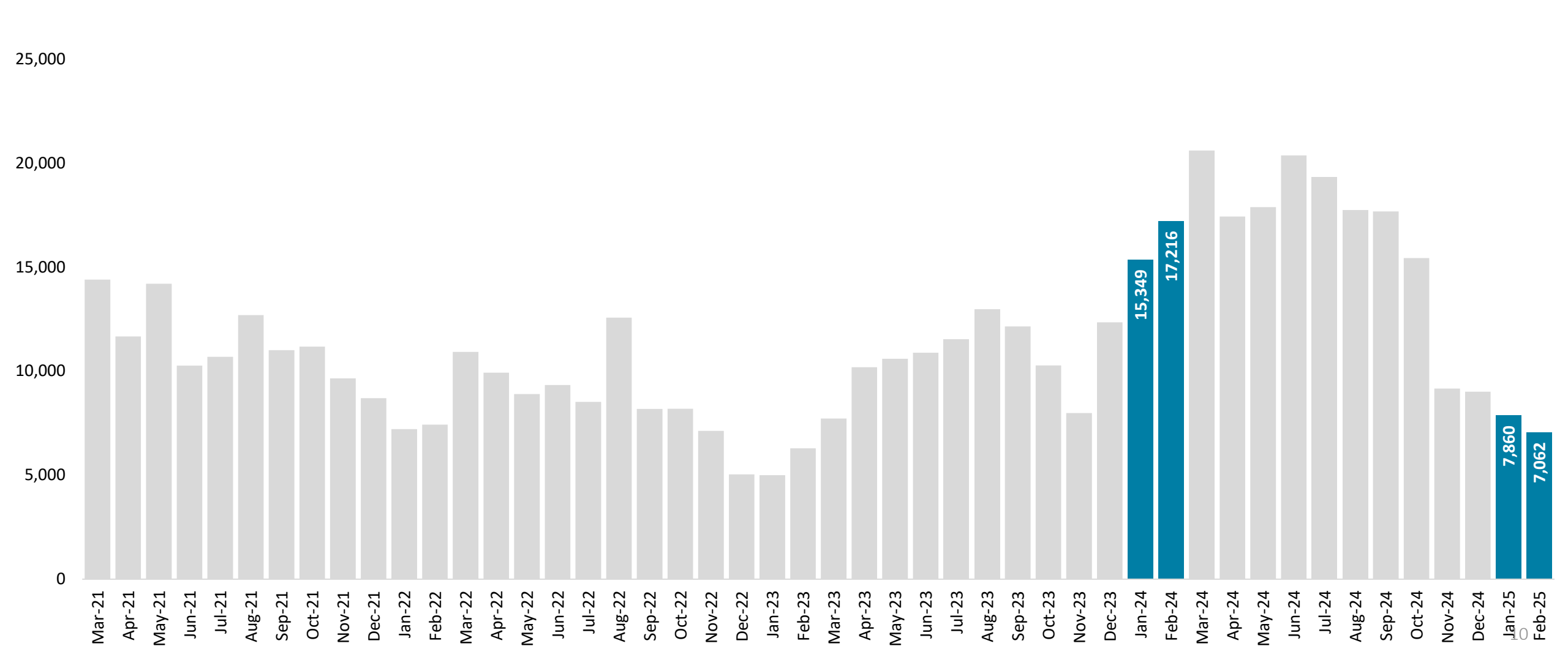
CARRIER JET FLEET MIX

—x— NARROWBODY —■— RJ —●— WIDEBODY



MSP COMPLAINTS

January 2025				February 2025			
COMPLAINTS		LOCATIONS		COMPLAINTS		LOCATIONS	
7,860		147		7,062		148	
Ops per Complaint	New Locations	Average	Median	Ops per Complaint	New Locations	Average	Median
3.3	10	53	6	3.5	13	48	5



TOTAL COMPLAINTS

14,922
COMPLAINTS

203
HOUSEHOLDS



TOP 10 LOCATIONS

327

674

559

611
325
2,594

1,052

667

1,551

1,503

FILED

9,863

(66%)

COMPLAINTS DURING JAN & FEB

8 OF 10

LOCATIONS WERE IN THE TOP 10
FOR JAN – FEB DATA

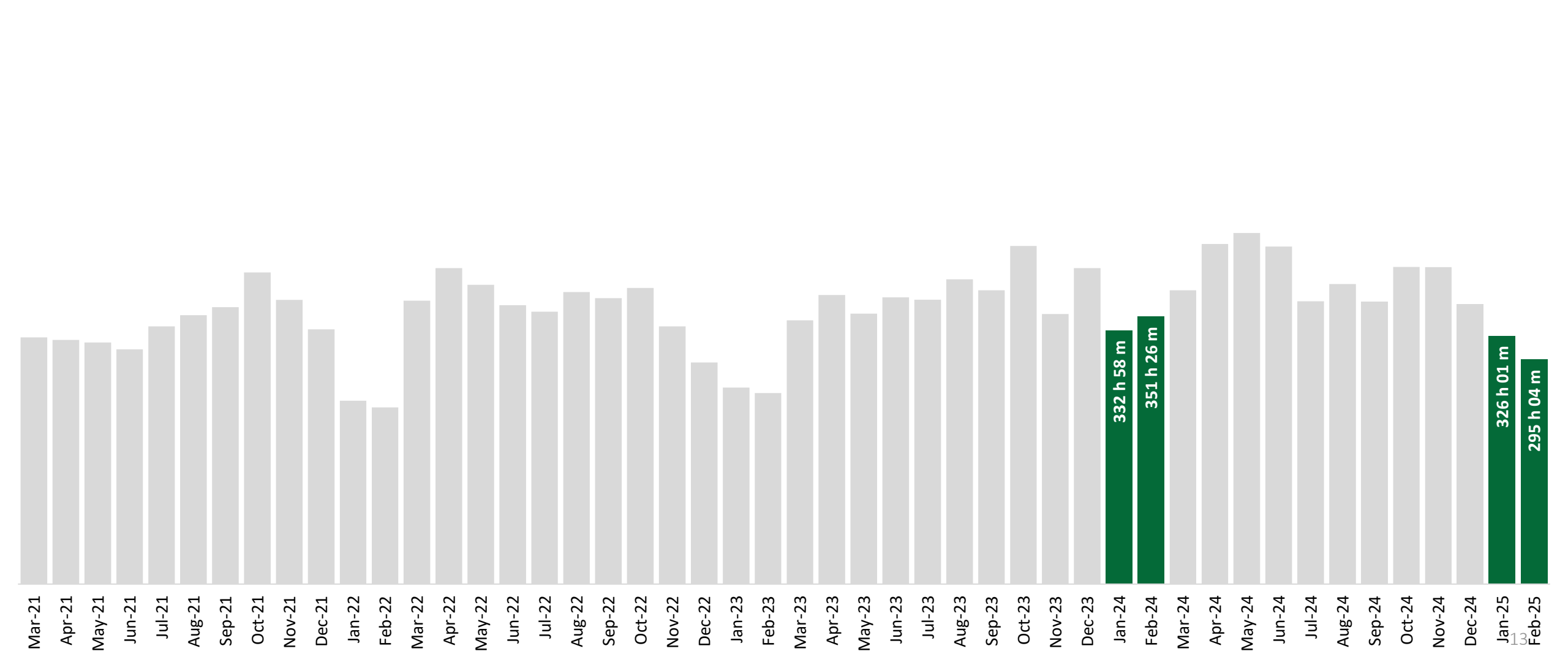
200

(64%)

LOCATIONS FILED 10 OR FEWER
COMPLAINTS

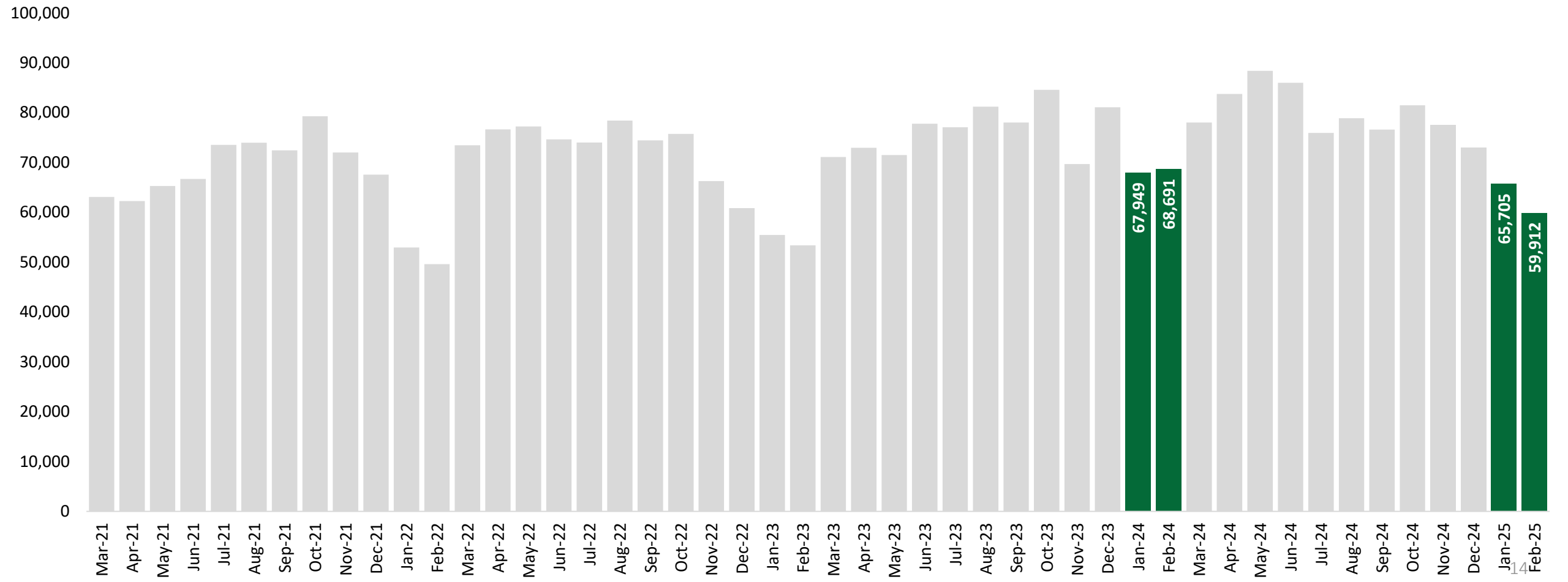
SOUND MONITORING

January 2025			February 2025		
Time Above	45 TA ⁶⁵ Per Operation	326 h 01 m TA ⁶⁵	Time Above	44 TA ⁶⁵ Per Operation	295 h 04 m TA ⁶⁵
Count Above	2.52 N ⁶⁵ Per Operation	65,705 N ⁶⁵	Count Above	2.45 N ⁶⁵ Per Operation	59,912 N ⁶⁵



SOUND MONITORING

January 2025			February 2025		
Time Above	45 TA ⁶⁵ Per Operation	326 h 01 m TA ⁶⁵	Time Above	44 TA ⁶⁵ Per Operation	295 h 04 m TA ⁶⁵
Count Above	2.52 N ⁶⁵ Per Operation	65,705 N ⁶⁵	Count Above	2.45 N ⁶⁵ Per Operation	59,912 N ⁶⁵



NOISE ABATEMENT

January 2025

February 2025

Runway 17 **96.7%**

Runway 17 **96.8%**

EMH Corridor **94.0%**

EMH Corridor **95.0%**

Cross Day **19.4%**

Cross Day **23.3%**

Cross Night **37.1%**

Cross Night **32.3%**

RUS **55.9%** Arrive - 87% Depart - 25%

RUS **56.4%** Arrive - 74% Depart - 39%

1.2.2 REVIEW OF WINTER LISTENING SESSION



NOISE OVERSIGHT COMMITTEE
MARCH 19, 2025

Winter Listening Session

- January 29, 2025, 6pm
- MAC General Offices
- Meeting Attendees
 - 3 residents from Mendota Heights
 - NOC Member Cheryl Jacobson
 - FAA staff
 - MAC staff



ITEM 2

PUBLIC COMMENT PERIOD



NOISE OVERSIGHT COMMITTEE
MARCH 19, 2025

ITEM 2

PUBLIC COMMENT PERIOD


Speaking at a Meeting

- Each speaker will have one opportunity to speak and is allotted three (3) minutes.
- When called upon to speak, speak clearly, state your name and address. If you are affiliated with any organization, please state your affiliation.
- Commenters shall address their comments to the NOC and not to the audience.
- No response from the NOC is provided during the comment period.
- Comments are noted, and MAC staff are available following the meeting to answer questions or contact information can be provided for follow up discussion.
- Use of profanity, personal attacks, or threats of violence will not be tolerated.



NOISE OVERSIGHT COMMITTEE
MARCH 19, 2025

4.1 2024 ACTUAL NOISE CONTOUR REPORT AND THE CONSENT DECREE NOISE MITIGATION PROGRAM ELIGIBILITY



NOISE OVERSIGHT COMMITTEE
MARCH 19, 2025



MSP 2024 Annual Contour Report Overview

- The amended Consent Decree requires the MAC to prepare an annual noise contour analysis for MSP by March 1st of each year.
- The 2024 MSP Annual Noise Contour Report was developed using the Aviation Environmental Design Tool (AEDT) v.3g.
- On February 28th the MAC published the 18th Annual Noise Contour Report consistent with the requirements in the Consent Decree.

2024 Actual Contour vs. 2007 Forecast Contour

Total Operations

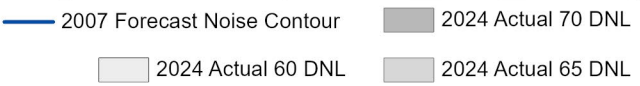
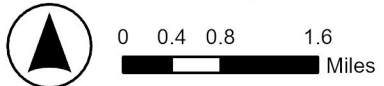
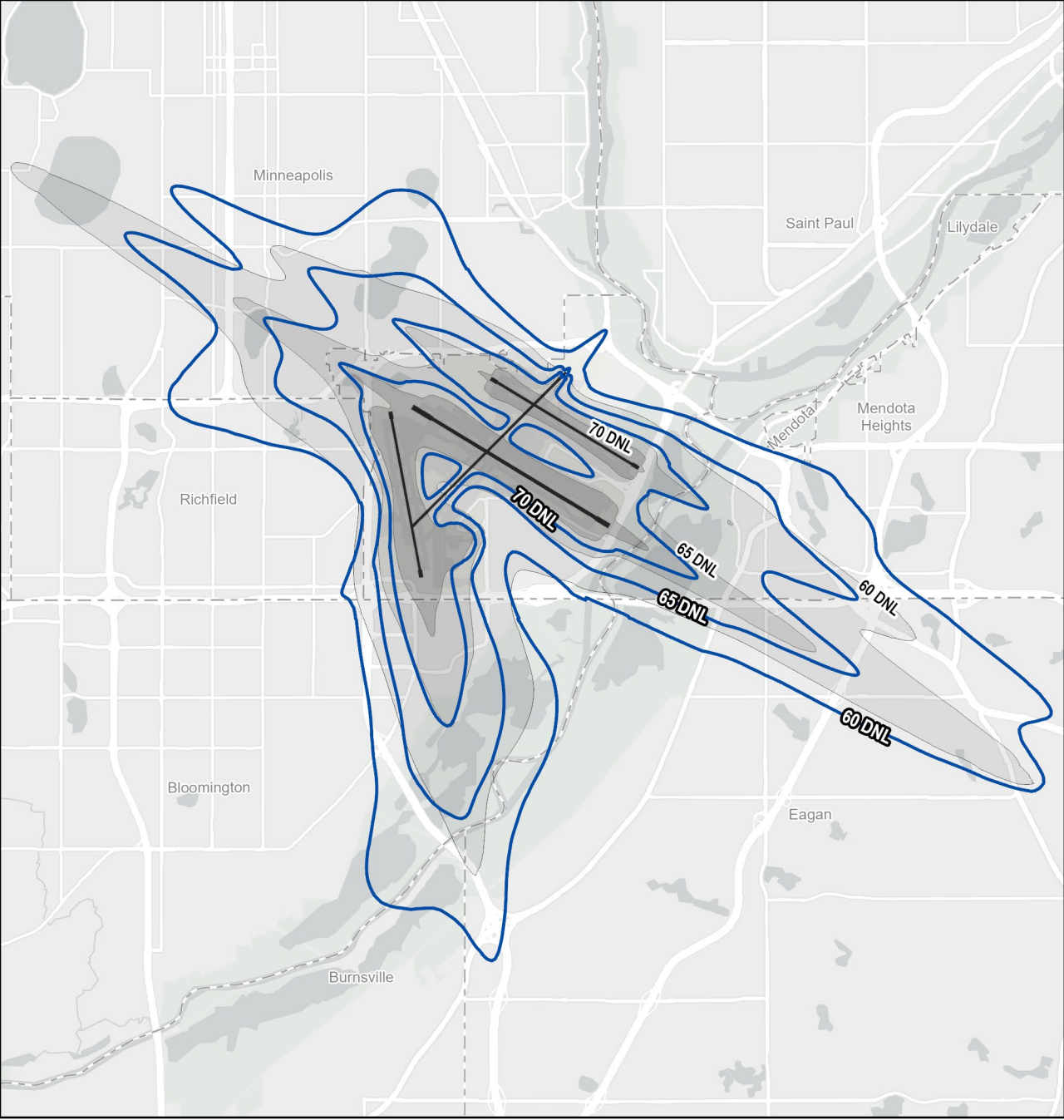
- 2007 – 582,366 Annual Forecast Ops
- 2024 – 342,254 Annual Actual Ops

Nighttime Operations

- 2007 – 123.3 Average Daily Ops
- 2024 – 107.5 Average Daily Ops

Hushkit Operations

- 2007 – 275.0 Average Daily Ops
- 2024 – 0.0 Average Daily Ops



2023 Actual Contour vs. 2024 Actual Contour

Total Operations

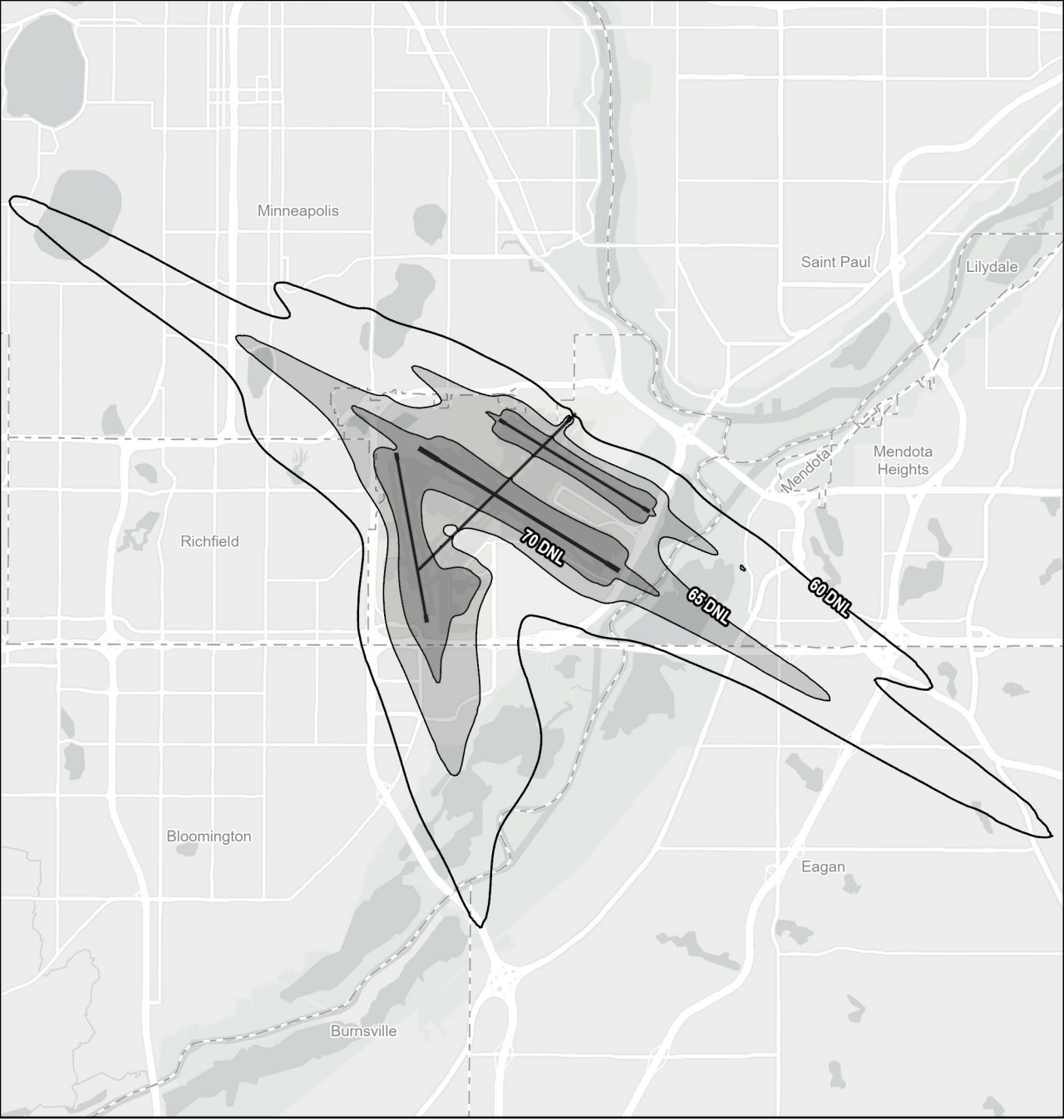
- 2023 – 323,945 Annual Actual Ops
- 2024 – 342,254 Annual Actual Ops

Nighttime Operations

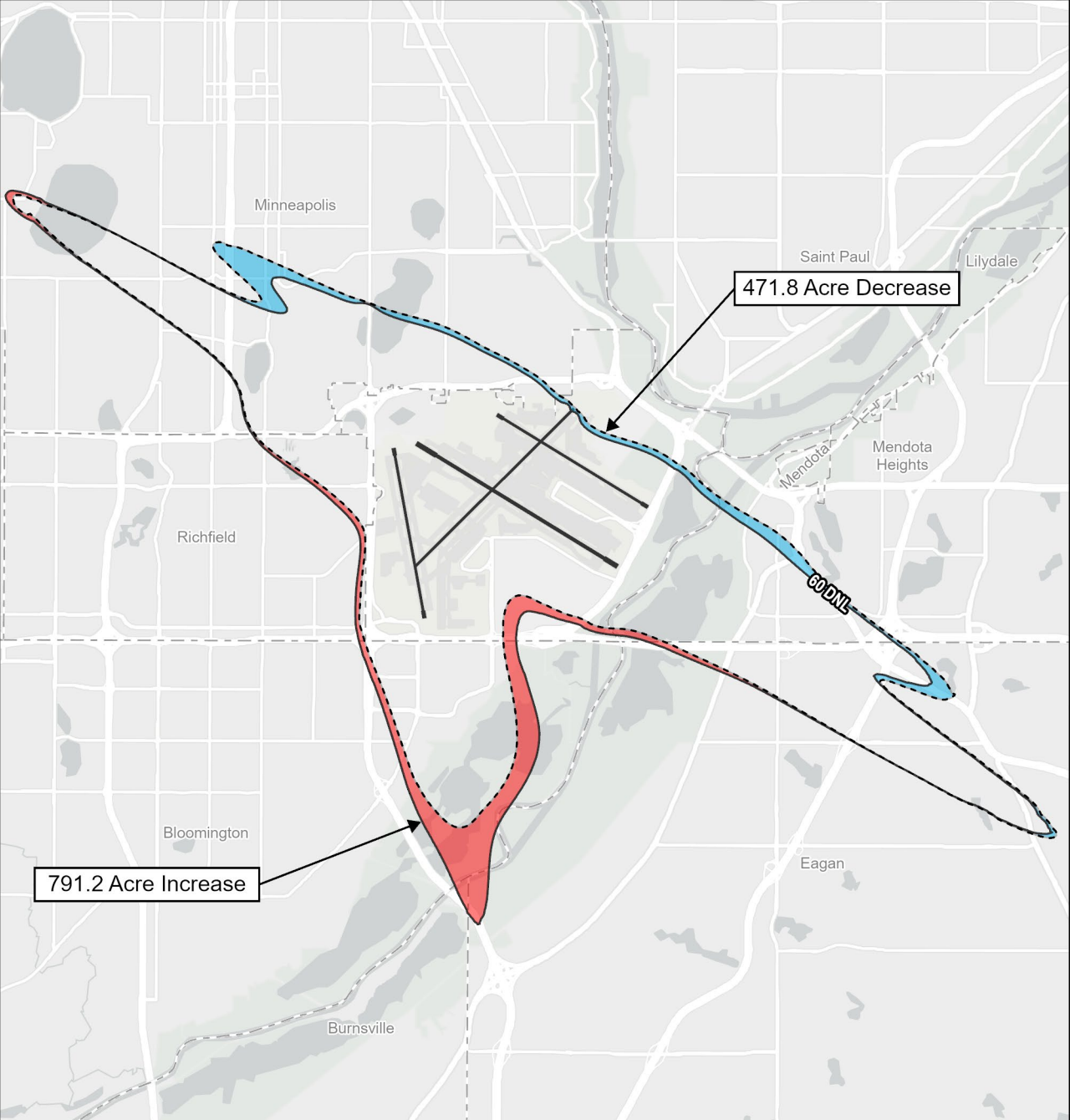
- 2023 – 104.8 Average Daily Ops
- 2024 – 107.5 Average Daily Ops

Hushkit Operations

- 2023 – 0.0 Average Daily Ops
- 2024 – 0.0 Average Daily Ops



2023 Actual Contour vs. 2024 Actual Contour



471.8 Acre Decrease

791.2 Acre Increase

65 dB DNL

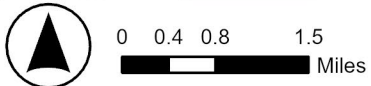
4,130 acres

2.6%
increase
from 2023

60 dB DNL

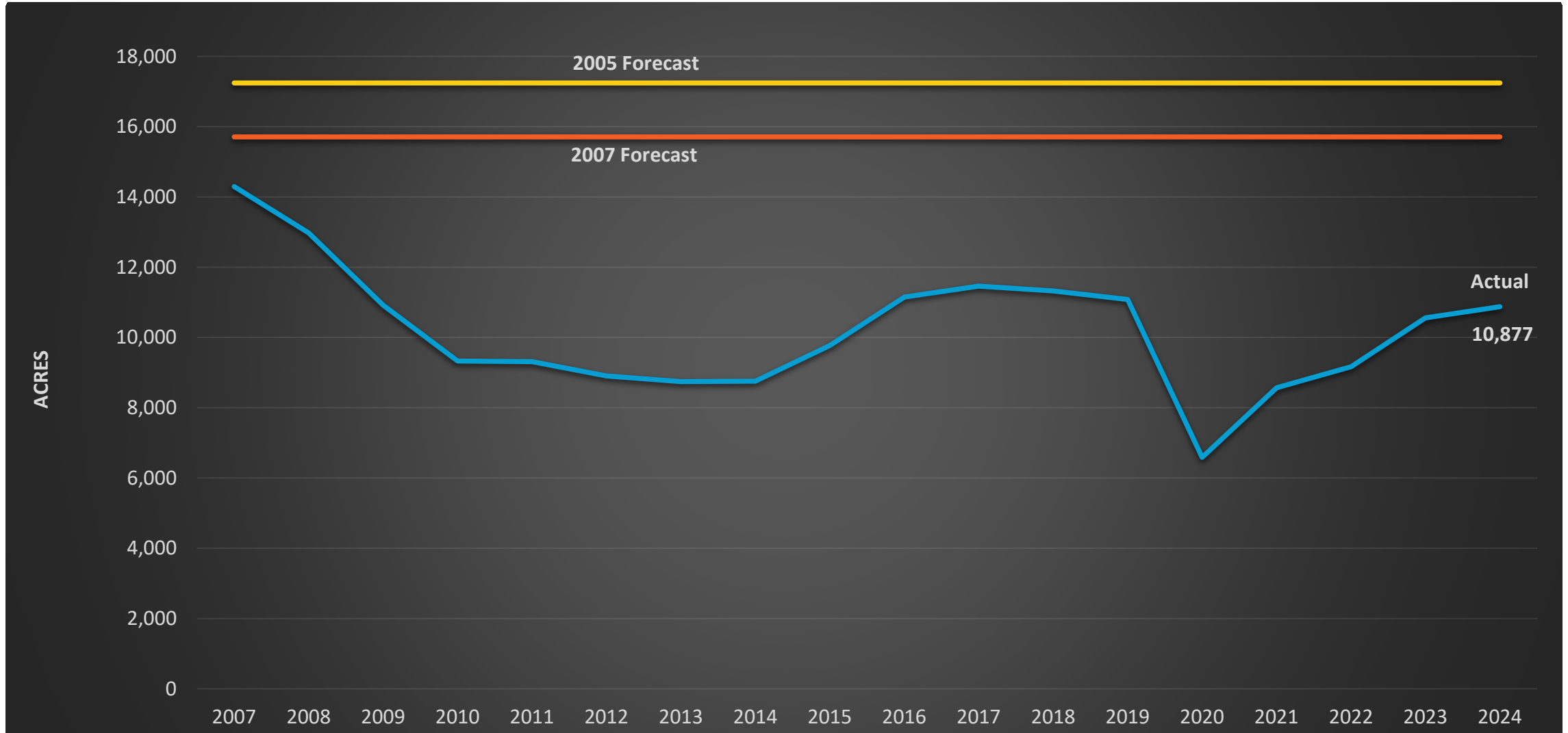
10,877 acres

3.0%
increase
from 2023



2024 Actual 60 DNL
2023 Actual 60 DNL
Growth in contour since 2023
Reduction in contour since 2023

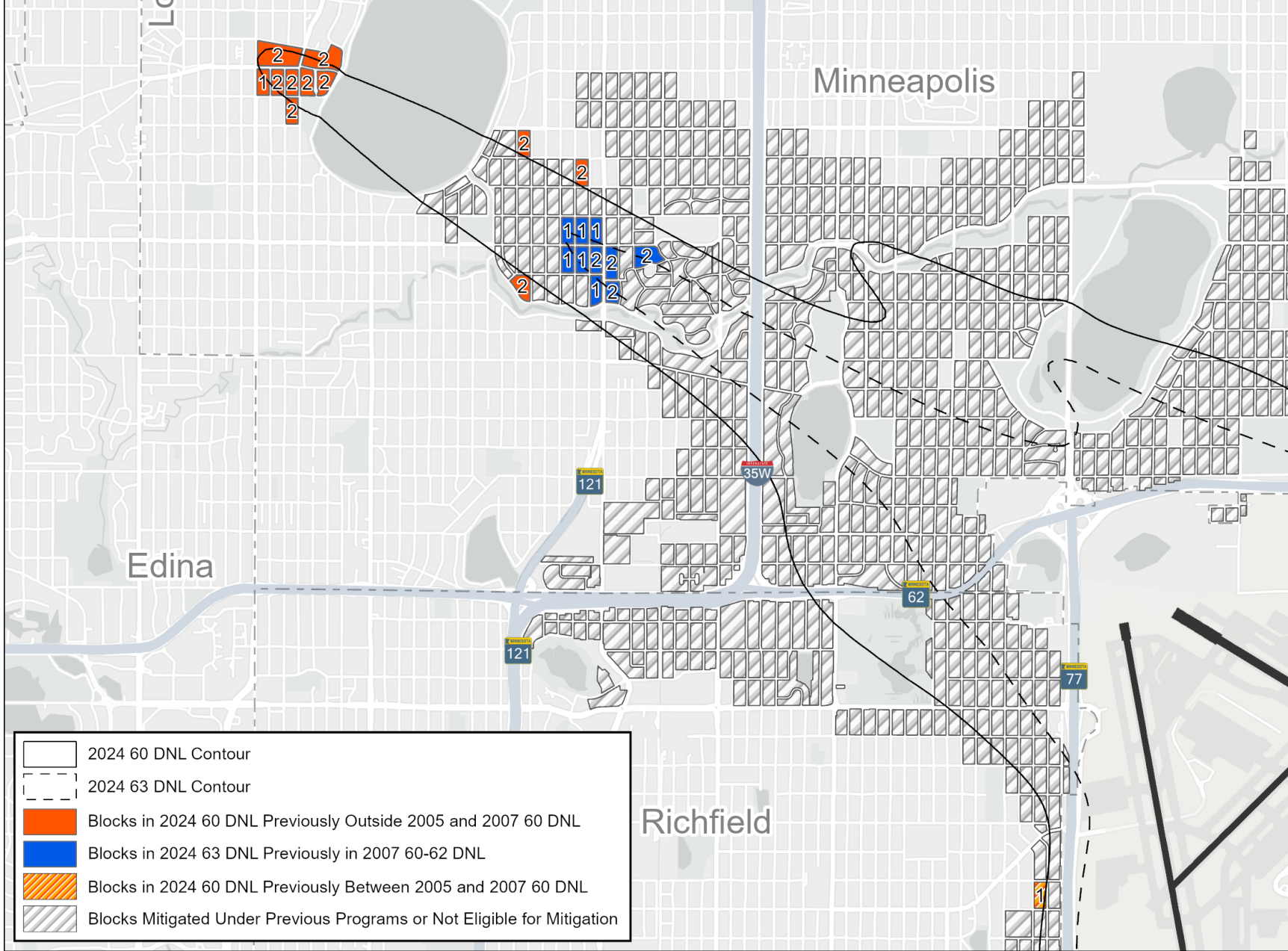
MSP Actual 60 dB DNL Contour Acreage



2025 – 2032 Program

- Eligibility based on Actual Noise Contour
- A home will become eligible for residential noise mitigation if it
 - is located in the 60 dB DNL contour for 3 consecutive years
 - is located in a higher noise impact mitigation area than previous programs
 - achieves first year of eligibility no later than **2028**
- Commits the MAC to provide noise mitigation until the year **2032**





0 0.4 0.8 1.5
 Miles

Year 1 Eligibility

29 Single-Family Homes 20 Single-Family Homes
 147 Single-Family Homes; 5 Multi-Family Units

Year 2 Eligibility

235 Single-Family Homes; 542 Multi-Family Units
 97 Single-Family Homes

MAC MSP Noise Mitigation Program History

1992-2006

\$385.6 Million



7,846

Single-Family Homes



1,327

Multi-Family Homes



School Mitigation



Property Acquisition

2007-2014

\$95.1 Million



5,459

Single-Family Homes



1,976

Multi-Family Homes



1,773

Reimbursement
Single-Family Homes

2017-2024

as of Jan 2025

\$33.2 Million



990

Single-Family Homes



6

Multi-Family Homes

1992-2024

as of Jan 2025

\$513.9 Million



14,295

Single-Family Homes



3,309

Multi-Family Homes



19

Schools



1,773

Reimbursement
Single-Family Homes

2025-2032

Eligibility is consistent with the 2017-2024 Program and will be assessed on an annual basis.

For more information visit metroairports.org/do-i-quality



Minneapolis-St. Paul International Airport (MSP) 2024 Annual Noise Contour Report

Comparison of the 2024 Actual and the 2007 Forecast Noise Contours
February 2025

MAC Community Relations Office and HNTB Corporation

MSP 2024 Annual Noise Contour Report

- The full report is available at:
 - <https://metroairports.org/msp-annual-noise-contour-analysis-reports>
- Address First-Year and Second-Year Eligibility Lists (2025 – 2032) available at:
 - <https://metroairports.org/do-i-qualify>
- Mitigation Map available at:
 - <https://customers.macnoms.com/mitigation/>

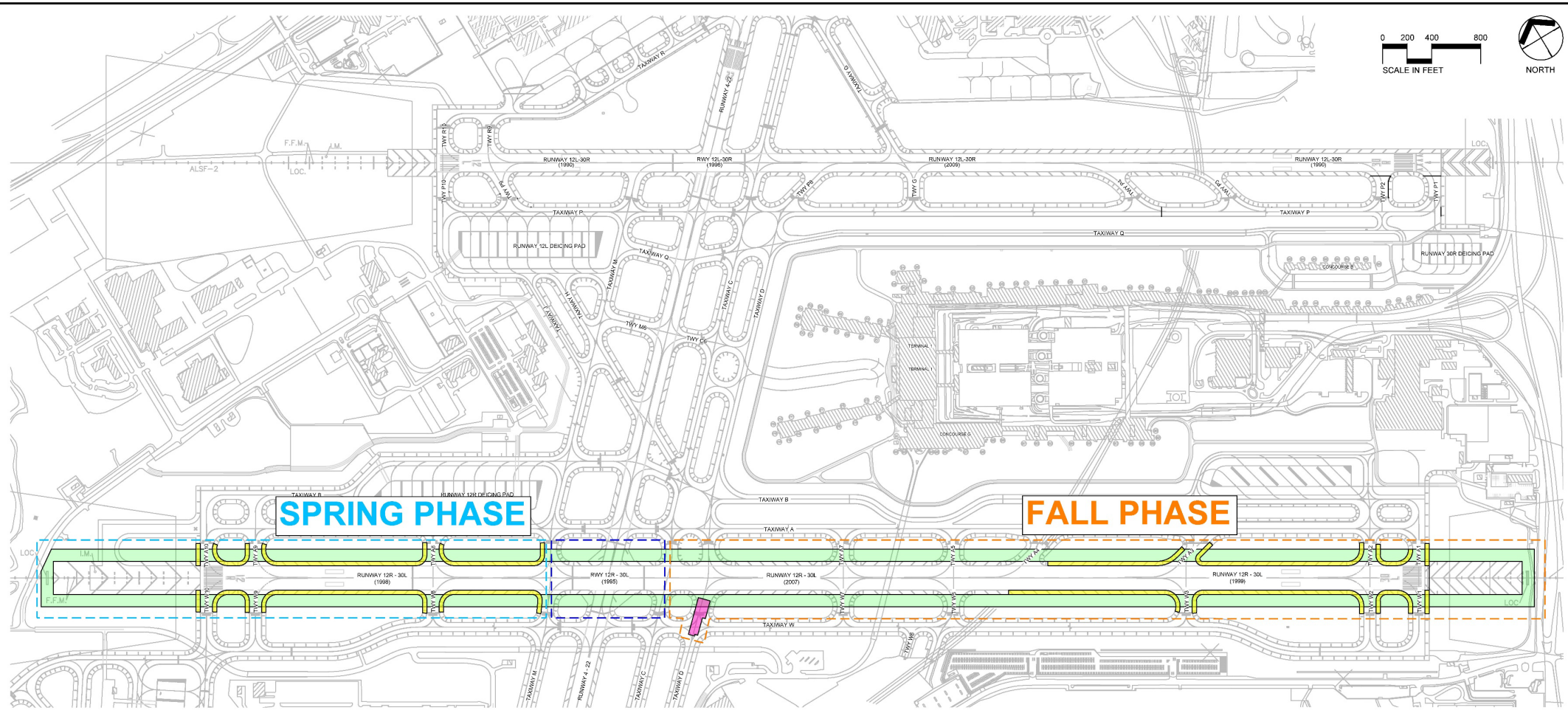
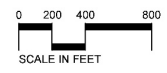
4.2 – MSP RUNWAY CONSTRUCTION UPDATES



**NOISE OVERSIGHT COMMITTEE
MARCH 19, 2025**

MSP Runway Construction

- Second year of runway closures
- 12R/30L – Closed two six-week periods in 2025
 - April 14 – May 23
 - August 18 – September 26
- Construction webpage updated - <https://metroairports.org/runway-construction>
- Communication through airport newsletters, website updates, MSP Noise Oversight Committee (NOC) meetings and NOC quarterly listening sessions



LEGEND	
■	2025 MISC. AIRFIELD CONSTRUCTION (RSA GRADING)
■	2025 TAXIWAY D RECONSTRUCTION
■	2025 BITUMINOUS SHOULDER RECONSTRUCTION

2025 RUNWAY 12R-30L PROGRAM			
PHASE 1A	PHASE 1B	SUMMER PAUSE	PHASE 2
PURPOSE: <ul style="list-style-type: none"> - RSA GRADING TO SATISFY PART 139 REQUIREMENTS - BITUMINOUS SHOULDER REHABILITATION DURATION: <ul style="list-style-type: none"> - 30 WORKING DAYS (6 WEEKS) TIMEFRAME: <ul style="list-style-type: none"> - 04/14/2025 - 05/23/2025 	PURPOSE: <ul style="list-style-type: none"> - RSA GRADING TO SATISFY PART 139 REQUIREMENTS DURATION: <ul style="list-style-type: none"> - 15 WORKING DAYS (3 WEEKS) TIMEFRAME: <ul style="list-style-type: none"> - 05/05/2025 - 05/23/2025 WORK HOURS RESTRICTIONS: <ul style="list-style-type: none"> - RWY 4-22 CLOSED DAILY (1700-0900) - RWY 4-22 OPEN DAILY (0900-1700) 	PURPOSE: <ul style="list-style-type: none"> - ALL RUNWAYS OPEN TO ACCOMMODATE SUMMER AIRLINES SCHEDULE TIMEFRAME: <ul style="list-style-type: none"> - 05/24/2025 - 8/17/2025 	PURPOSE: <ul style="list-style-type: none"> - RSA GRADING TO SATISFY PART 139 REQUIREMENTS - TAXIWAY D CONCRETE RECONSTRUCTION (1972, POOR CONDITION) - BITUMINOUS SHOULDER REHABILITATION DURATION: <ul style="list-style-type: none"> - 30 WORKING DAYS (6 WEEKS) TIMEFRAME: <ul style="list-style-type: none"> - 08/18/2025 - 09/26/2025

XREF: R:\PROJECTS\12R-30L\12R-30L_Airfield_Improvements.dwg
 R:\PROJECTS\12R-30L\12R-30L_Airfield_Improvements.dwg
 DATE: 02/20/2024 10:28am
 DRAWN BY: CMC
 CHECKED BY: MDZ
 DESIGNED BY: MDZ

NO.	DATE	BY	DESCRIPTION OF REVISIONS

DESIGNED MDZ	I HEREBY CERTIFY THAT THIS PLAN WAS PREPARED BY ME OR UNDER MY DIRECT SUPERVISION AND THAT I AM A DULY LICENSED PROFESSIONAL ENGINEER UNDER THE LAWS OF THE STATE OF MINNESOTA.
DRAWN CMC	
CHECKED MDZ	
DATE MAY 2, 2024	
	CHECKED BY MATTHEW D. ZITZOW
	LIC. NO. 46847

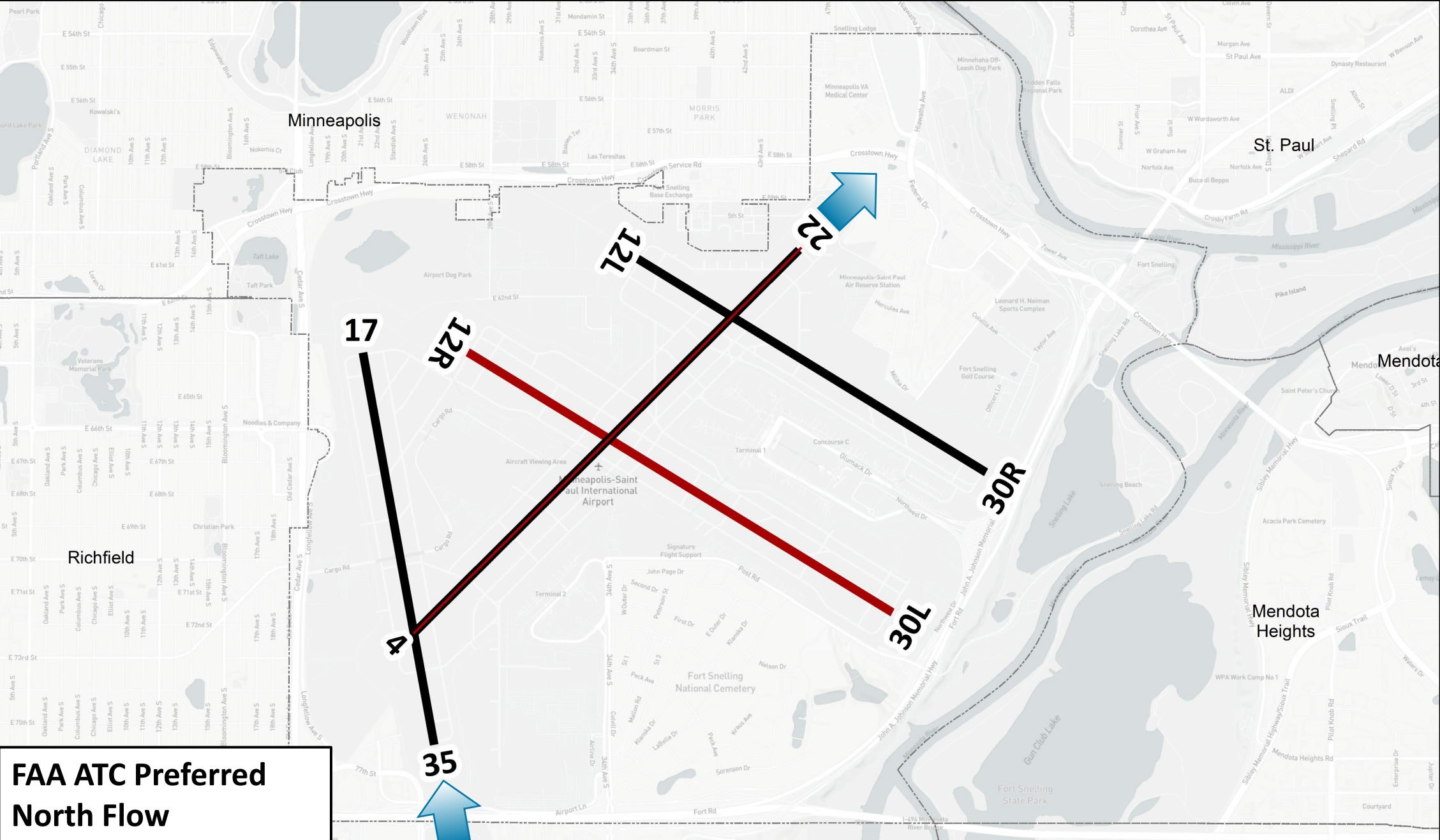
Runways Closed - 2025 Construction (April 14 – May 23 and August 18 – Sept 26)

■ Runway 12R-30L
 ■ Runway 4-22 (nighttime closures only)

**FAA ATC Preferred
North Flow
Arrivals to 35
Departures off 04**

Runways Closed - 2025 Construction (April 14 – May 23 and August 18 – Sept 26)

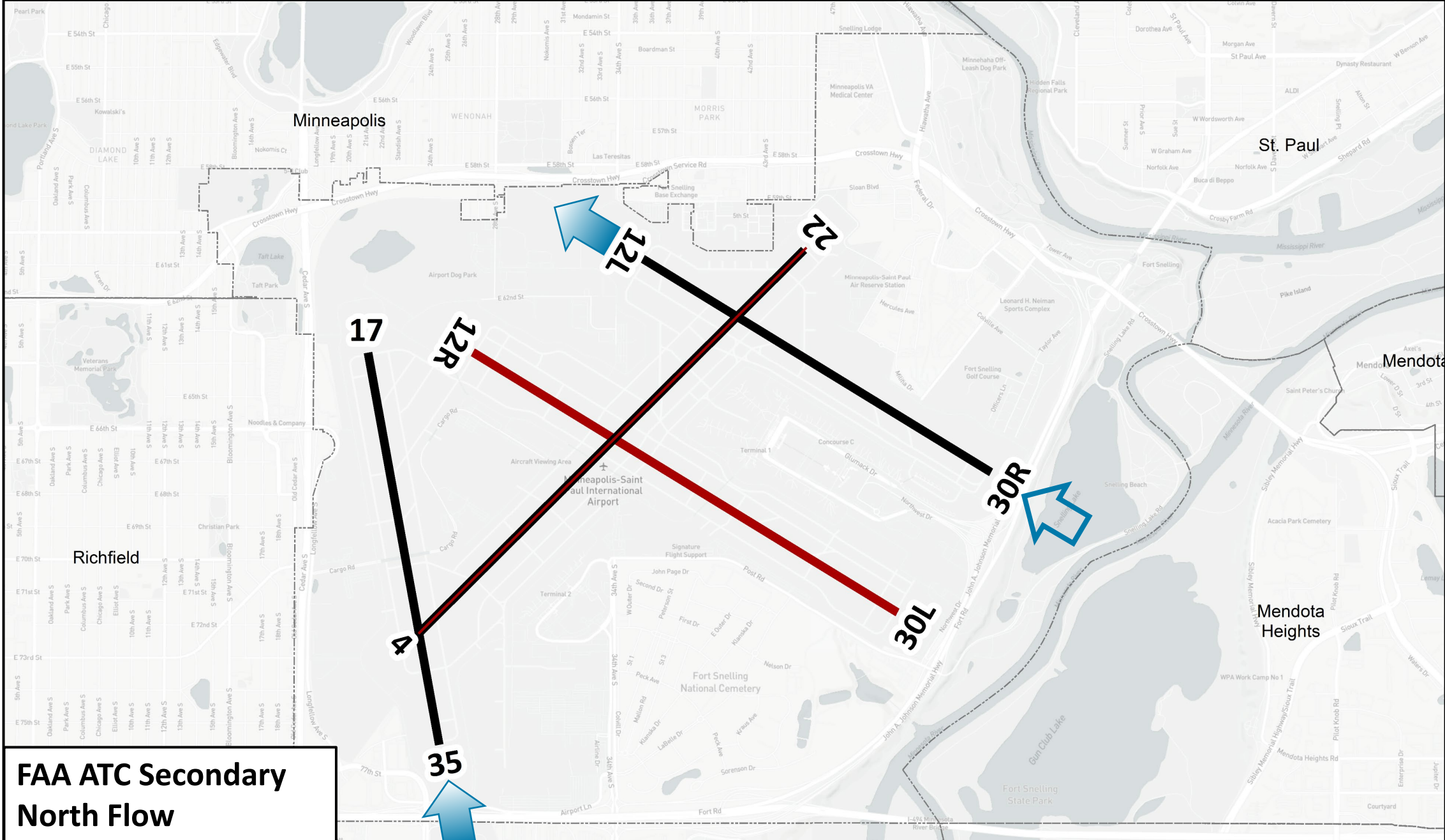
- Runway 12R-30L
- Runway 4-22 (nighttime closures only)



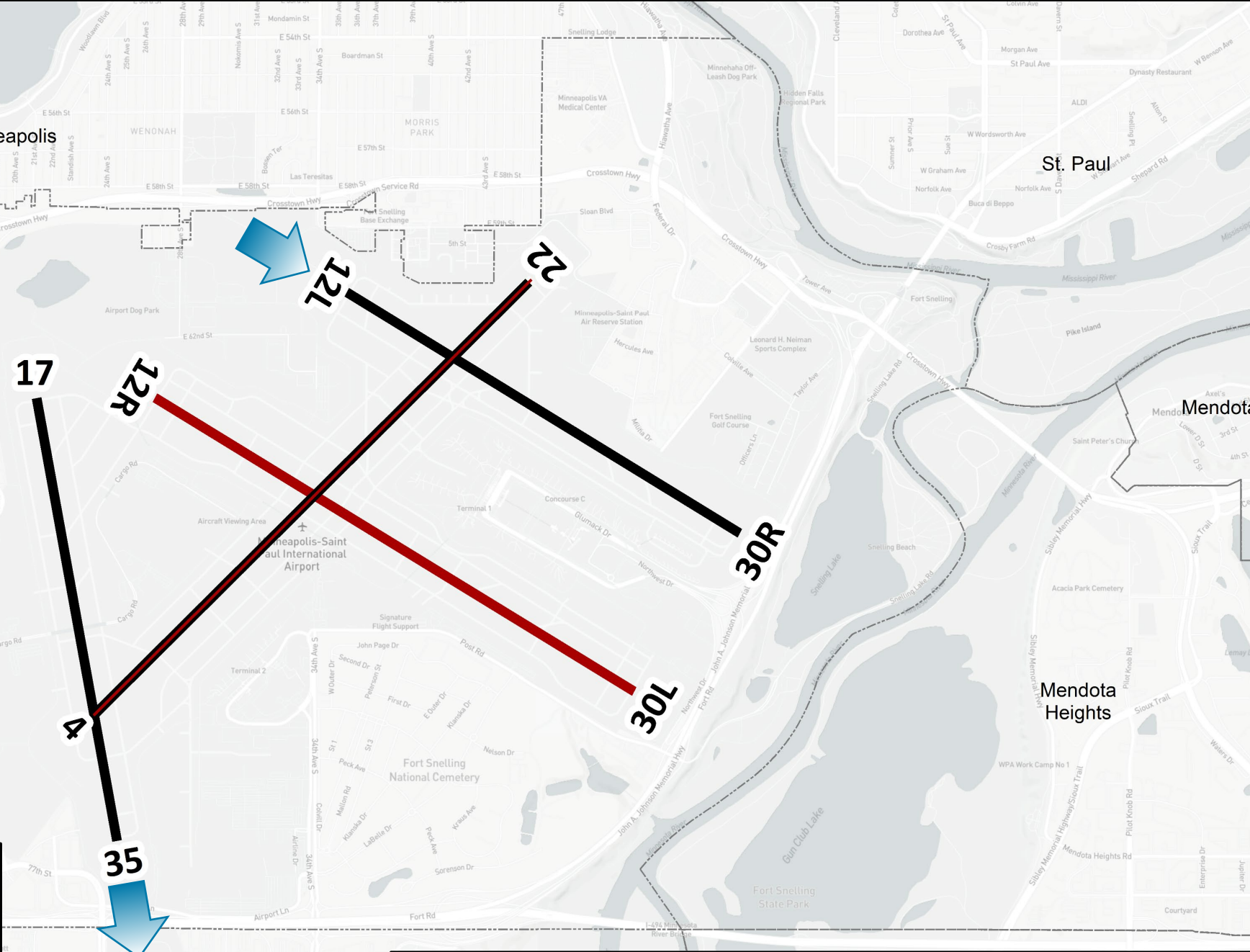
FAA ATC Secondary North Flow
Arrivals to 35 and 30R
Departures off 30R

Runways Closed - 2025 Construction (April 14 – May 23 and August 18 – Sept 26)

- Runway 12R-30L
- Runway 4-22 (nighttime closures only)



**FAA ATC Preferred
South Flow
Arrivals to 12L
Departures off 17**

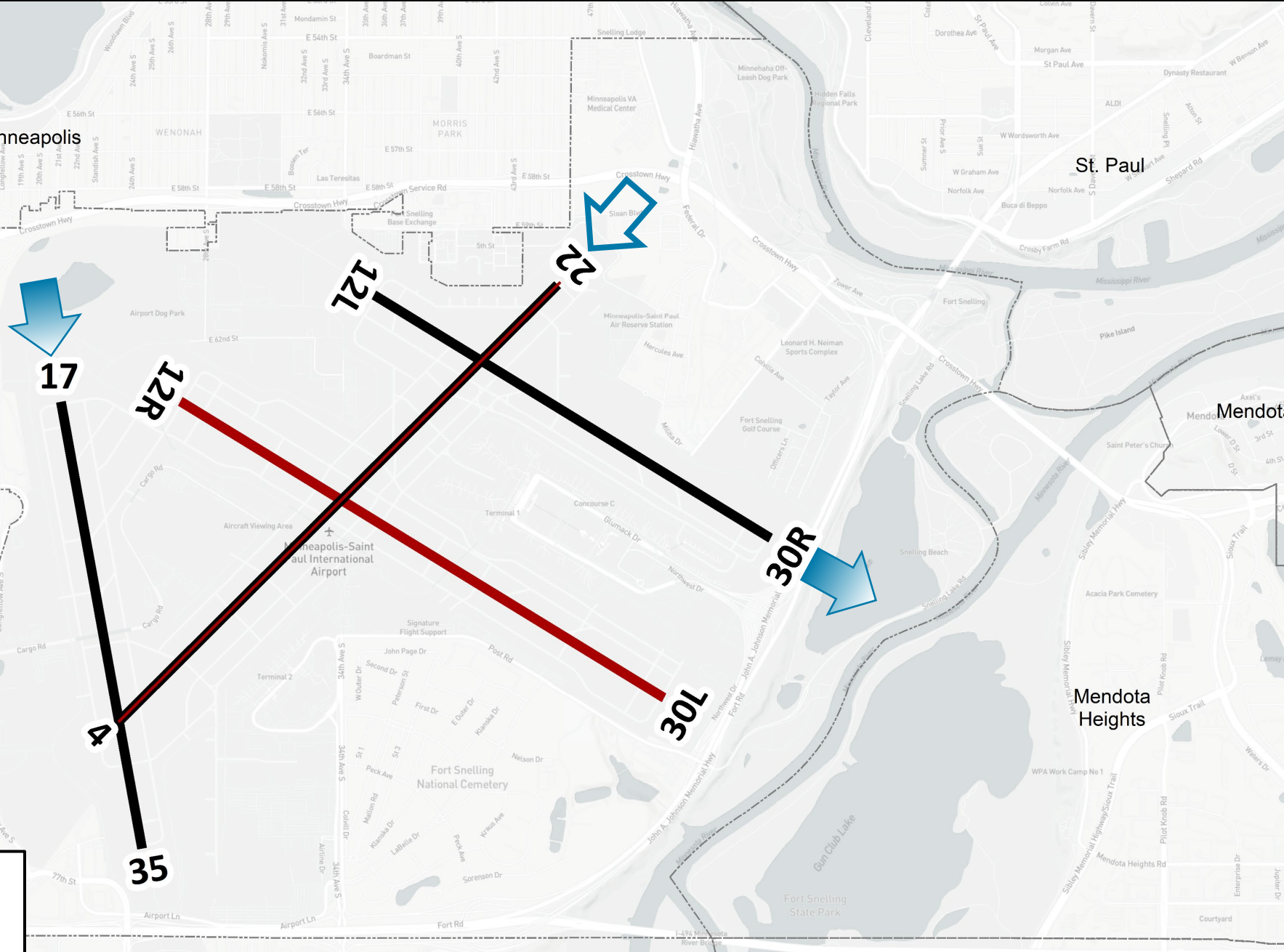


Runways Closed - 2025 Construction (April 14 – May 23 and August 18 – Sept 26)

- Runway 12R-30L
- Runway 4-22 (nighttime closures only)

FAA ATC Secondary South Flow

Arrivals to 17 and 22
Departures off 12L



Runways Closed - 2025 Construction (April 14 – May 23 and August 18 – Sept 26)

- Runway 12R-30L
- Runway 4-22 (nighttime closures only)

5 – ANNOUNCEMENTS



NOISE OVERSIGHT COMMITTEE
MARCH 19, 2025

ITEM 5

ANNOUNCEMENTS

NOC Spring Listening Session

Wed, Apr 23, 2025 @ 6 PM

Location: Mendota Heights City Hall

May NOC Meeting

Wed, May 21, 2025 @ 1:30 PM

Location: MAC General Office Building



NOISE OVERSIGHT COMMITTEE
MARCH 19, 2025