



NOISE OVERSIGHT COMMITTEE

March 20, 2024

Recordings are made of this meeting

Agenda

1. Consent

1.1 Approval of January 31, 2024 Meeting Minutes

1.2 Reports

1.2.1 Monthly Operations Reports: Jan and Feb 2024

2. Public Comment

3. Business

4. Information

4.1 2023 Actual Noise Contour Report and Consent Decree Mitigation Program Eligibility

4.2 MSP Construction Updates

5. Announcements

6. Adjourn



NOISE OVERSIGHT COMMITTEE
MARCH 20, 2024

1.1 APPROVAL OF JANUARY 31, 2024 MINUTES



**NOISE OVERSIGHT COMMITTEE
MARCH 20, 2024**

1.2.1 MONTHLY OPERATIONS REPORTS: JAN AND FEB 2024



NOISE OVERSIGHT COMMITTEE
MARCH 20, 2024

MSP OPERATIONS

January 2024

February 2024

25,028

Operations

1,466

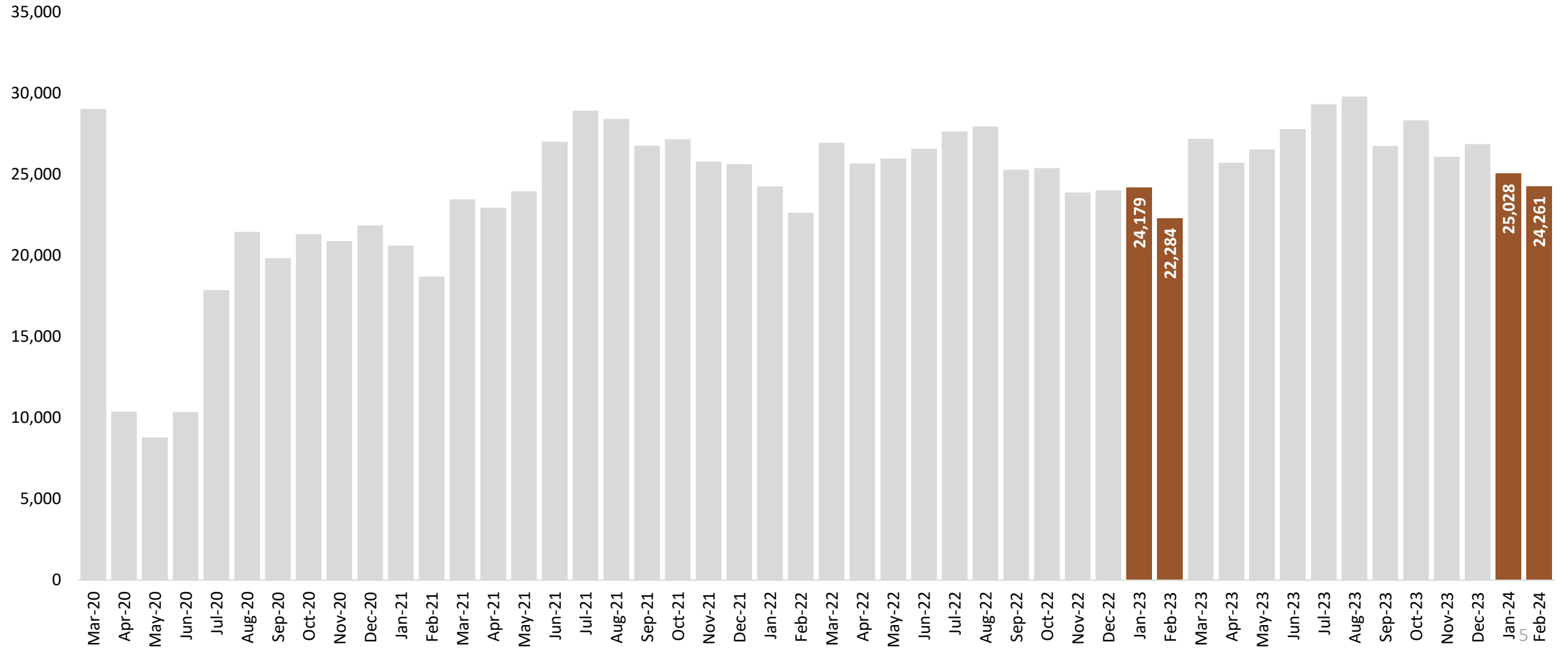
Nighttime Operations
(10:30 PM – 6:00 AM)

24,261

Operations

1,458

Nighttime Operations
(10:30 PM – 6:00 AM)



MSP OPERATIONS

January 2024

February 2024

25,028

Operations

1,466

Nighttime Operations
(10:30 PM – 6:00 AM)

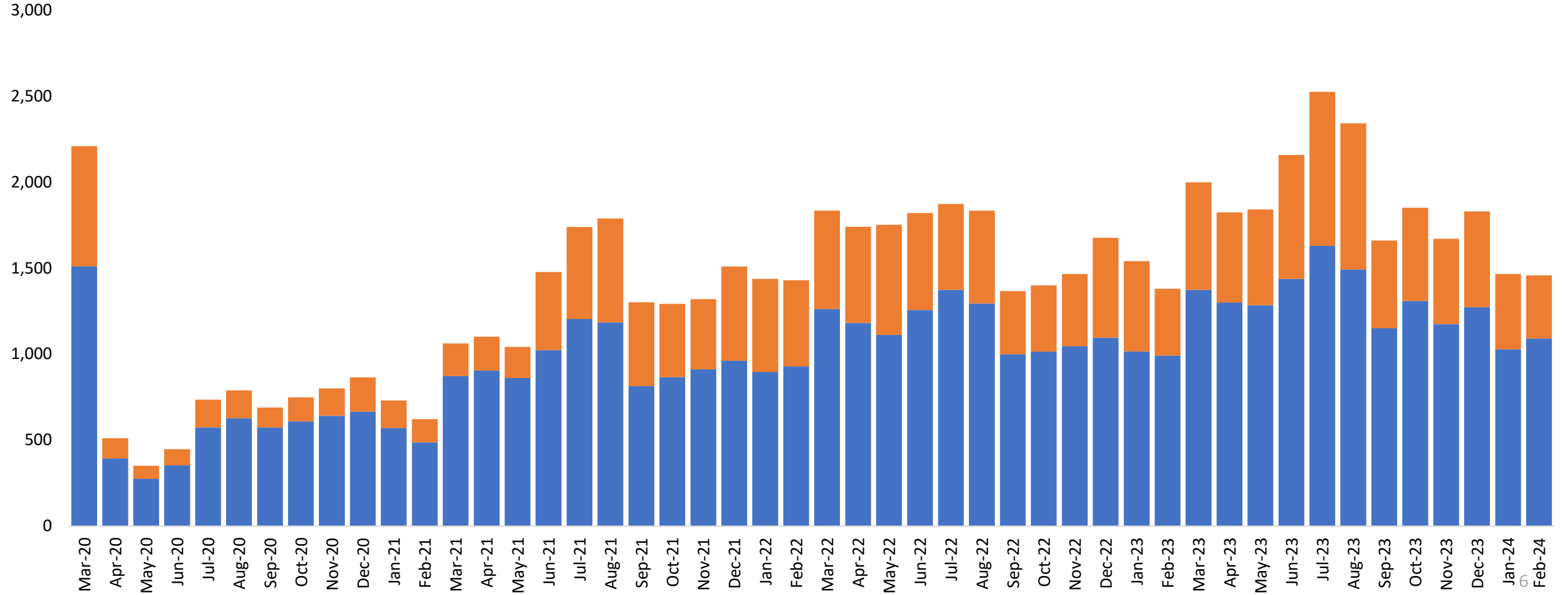
24,261

Operations

1,458

Nighttime Operations
(10:30 PM – 6:00 AM)

■ A ■ D



RUNWAY USE

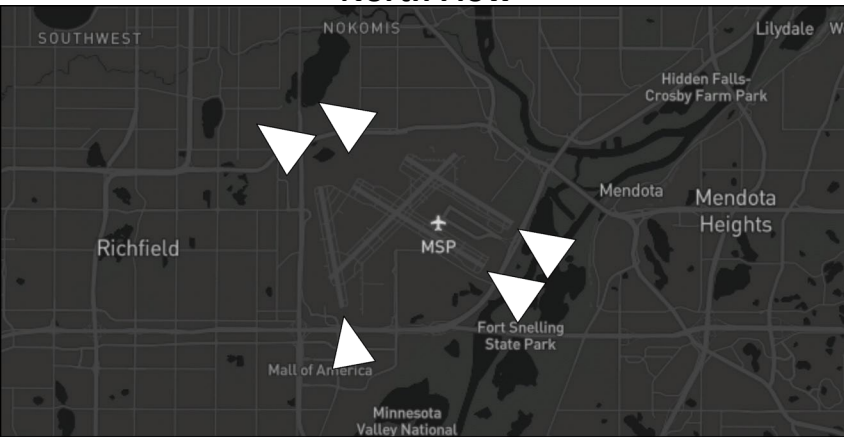
JAN 2024		
NORTH FLOWS	SOUTH FLOWS	MIXED FLOWS
44%	35%	15%

FEB 2024		
NORTH FLOWS	SOUTH FLOWS	MIXED FLOWS
35%	40%	16%

2023 JAN – FEB		
NORTH FLOWS	SOUTH FLOWS	MIXED FLOWS
38%	40%	13%

2024 JAN – FEB		
NORTH FLOWS	SOUTH FLOWS	MIXED FLOWS
40%	37%	15%

North Flow



South Flow



Mixed Flow



JAN – FEB RUNWAY USE

49,289
OPERATIONS IN JAN – FEB

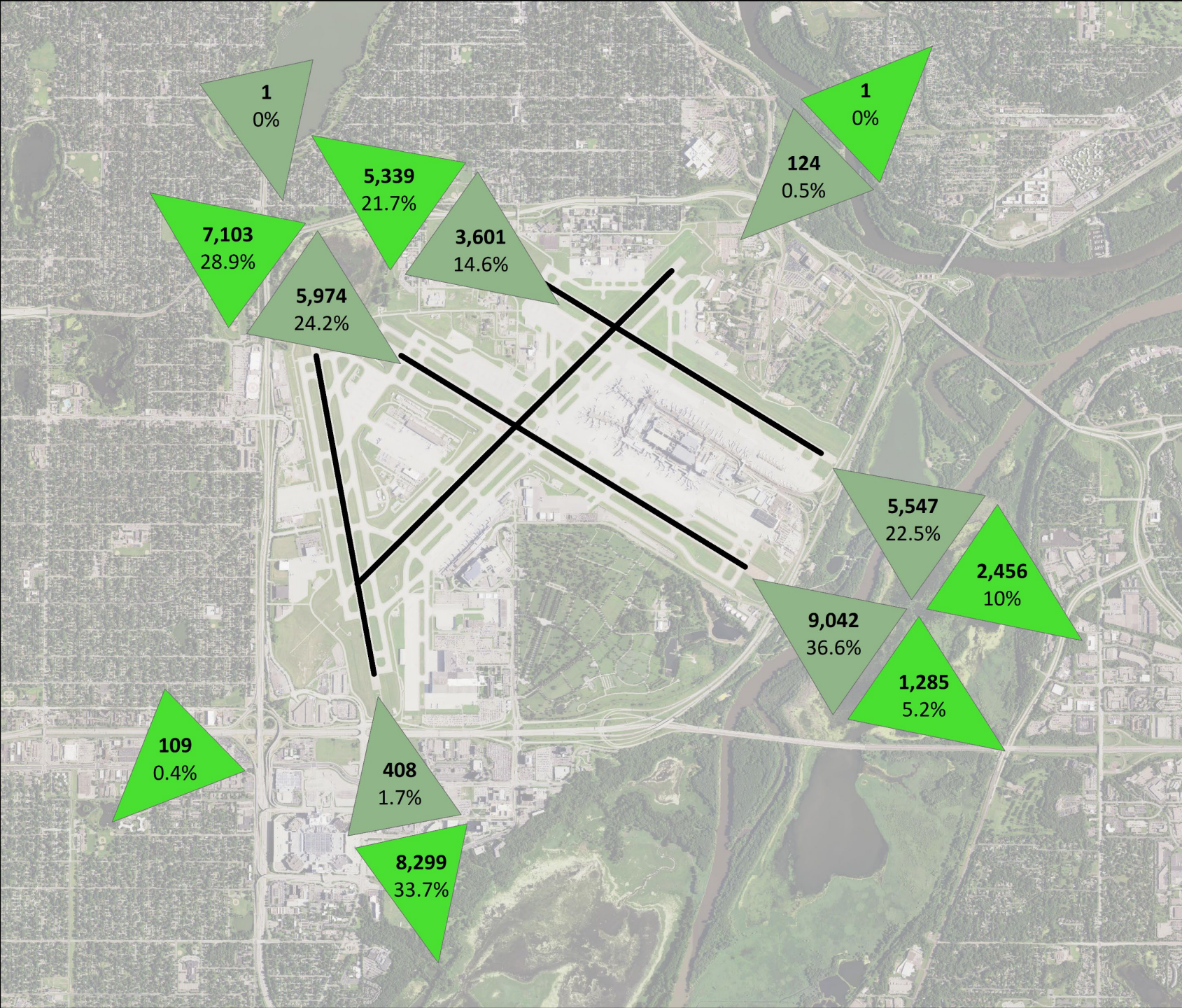
PRIORITY 1	PRIORITY 2	PRIORITY 3	PRIORITY 4
37%	18%	0.47%	45%

24,697
ARRIVALS

PRIORITY 1	PRIORITY 2	PRIORITY 3	PRIORITY 4
59%	2%	1%	39%

24,592
DEPARTURES

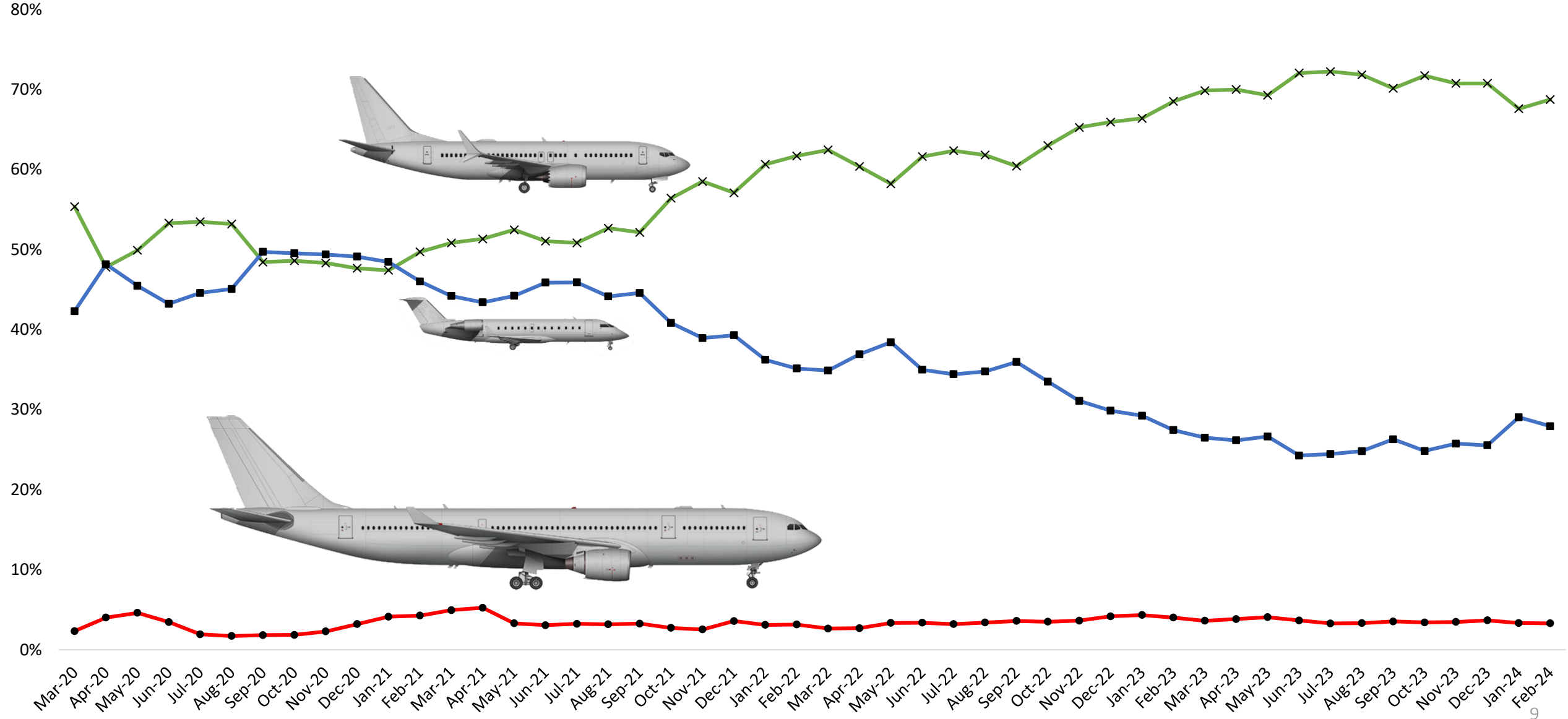
PRIORITY 1	PRIORITY 2	PRIORITY 3	PRIORITY 4
15%	34%	0%	51%



MSP OPERATIONS

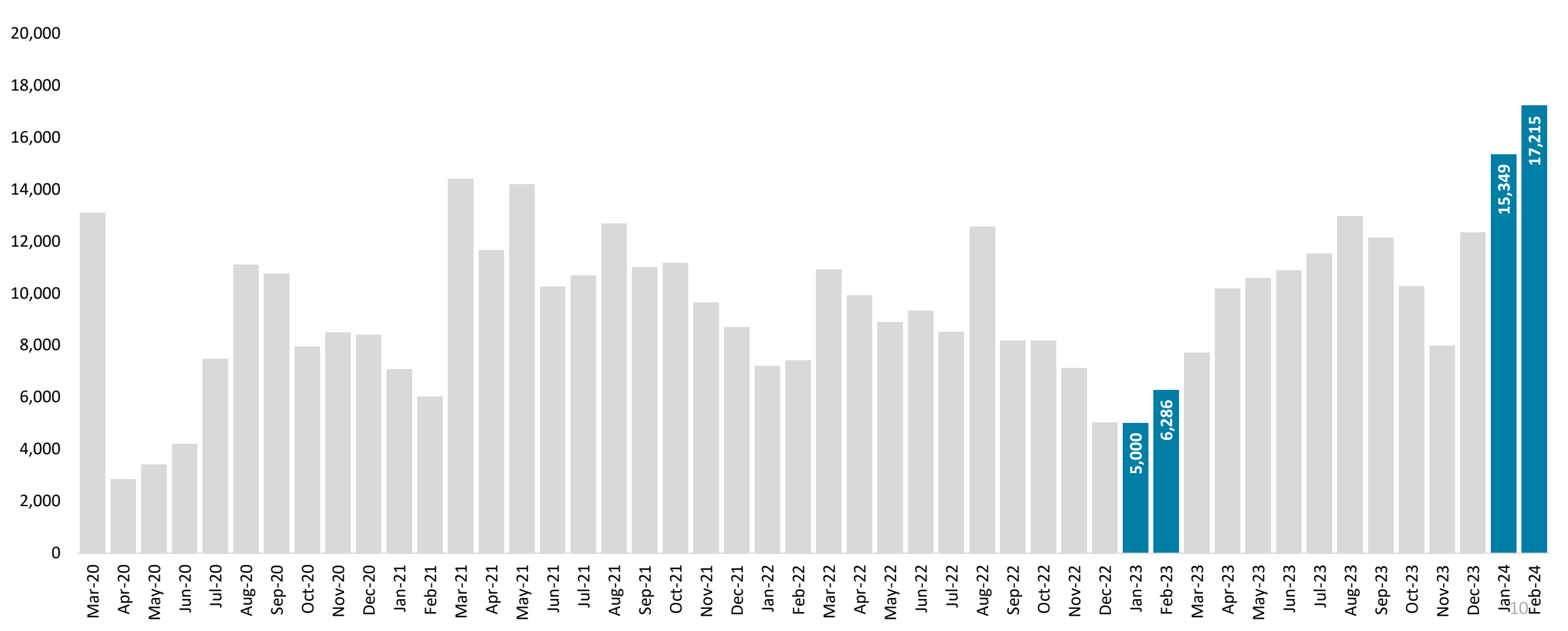
CARRIER JET FLEET MIX

—x— NARROWBODY —■— RJ —●— WIDEBODY



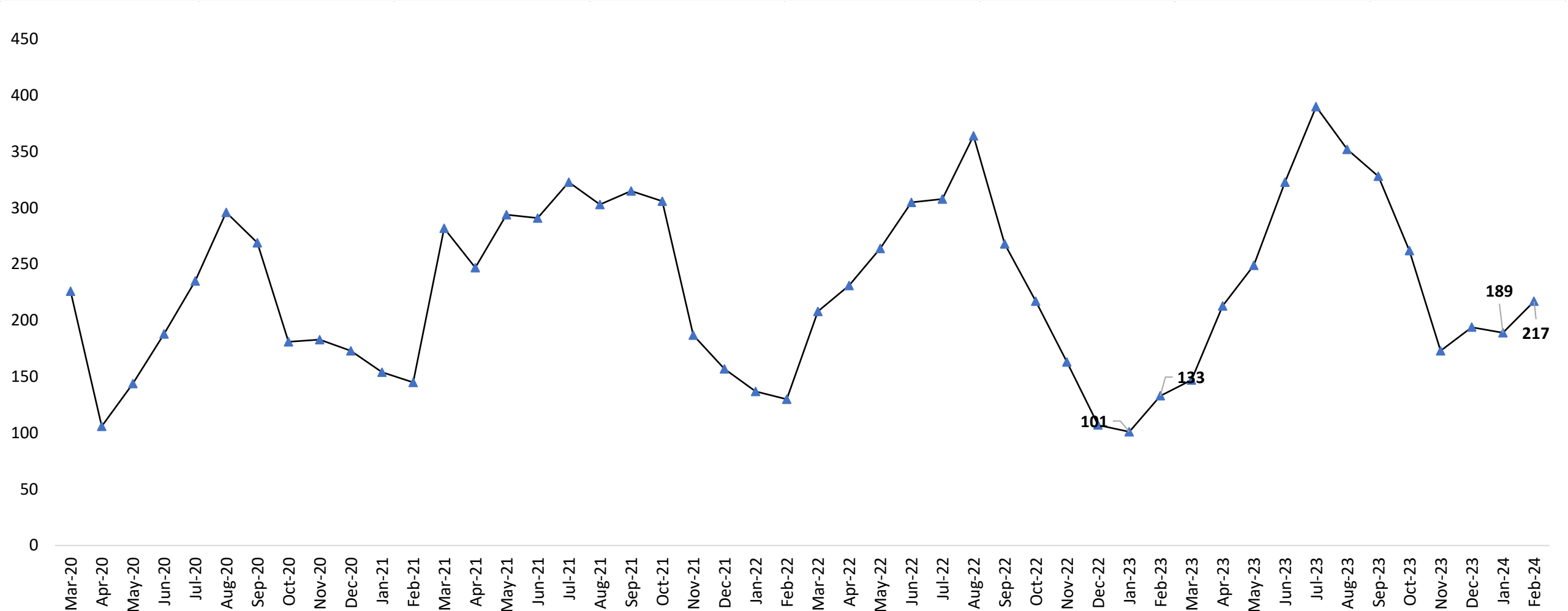
MSP COMPLAINTS

January 2024				February 2024			
COMPLAINTS		LOCATIONS		COMPLAINTS		LOCATIONS	
15,349		189		17,215		217	
Ops per Complaint	New Locations	Average	Median	Ops per Complaint	New Locations	Average	Median
1.6	16	81	4	1.4	37	79	4



MSP COMPLAINTS

January 2024				February 2024			
COMPLAINTS		LOCATIONS		COMPLAINTS		LOCATIONS	
15,349		189		17,215		217	
Ops per Complaint	New Locations	Average	Median	Ops per Complaint	New Locations	Average	Median
1.6	16	81	4	1.4	37	79	4



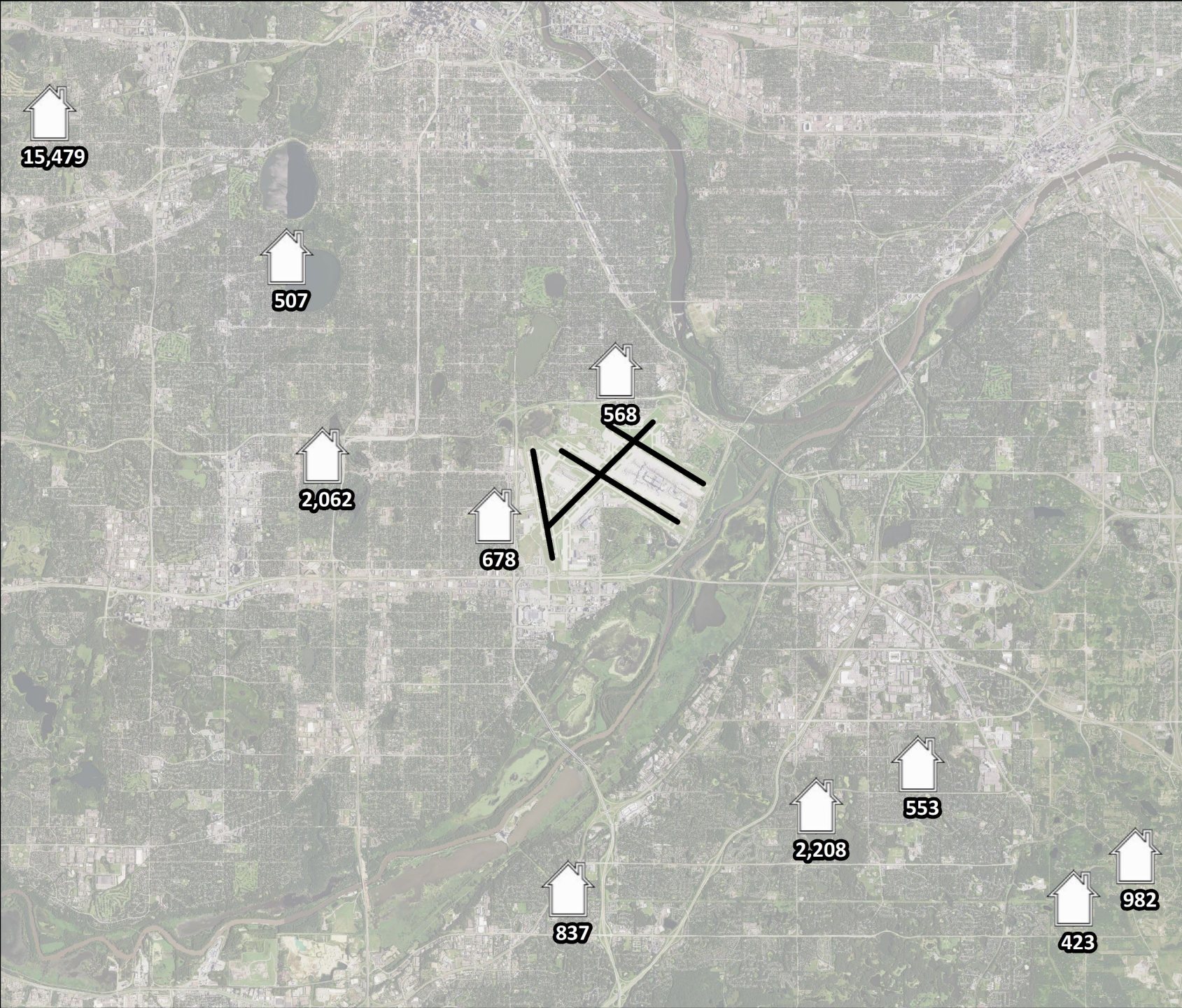
TOTAL COMPLAINTS

32,564
COMPLAINTS

279
HOUSEHOLDS



TOP 10 LOCATIONS



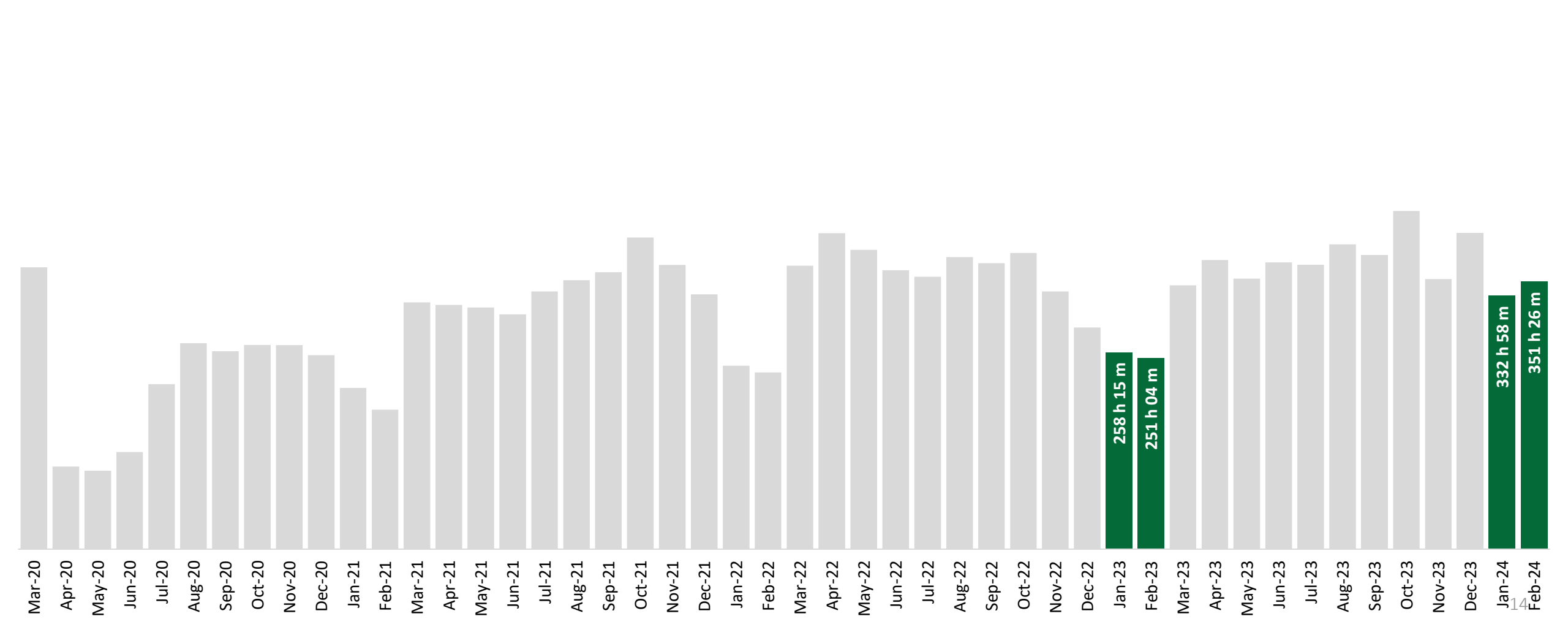
FILED
24,386
(75%)
COMPLAINTS DURING JAN & FEB

7 OF 10
LOCATIONS WERE IN THE TOP 10
FOR NOV – DEC DATA

178
(64%)
LOCATIONS FILED 10 OR FEWER
COMPLAINTS

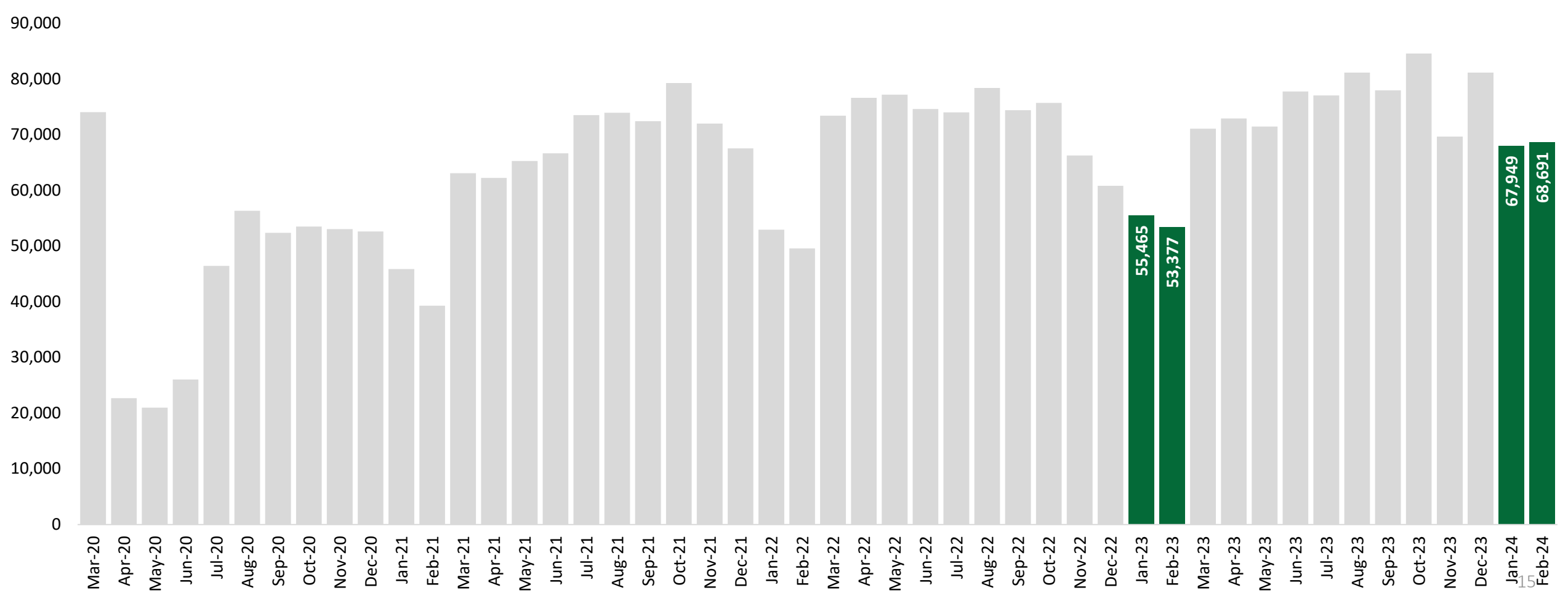
SOUND MONITORING

January 2024			February 2024		
Time Above	48 TA ⁶⁵ Per Operation	332 h 58 m TA ⁶⁵	Time Above	52 TA ⁶⁵ Per Operation	351 h 26 m TA ⁶⁵
Count Above	2.72 N ⁶⁵ Per Operation	67,949 N ⁶⁵	Count Above	2.83 N ⁶⁵ Per Operation	68,691 N ⁶⁵



SOUND MONITORING

January 2024			February 2024		
Time Above	48 TA ⁶⁵ Per Operation	332 h 58 m TA ⁶⁵	Time Above	52 TA ⁶⁵ Per Operation	351 h 26 m TA ⁶⁵
Count Above	2.72 N ⁶⁵ Per Operation	67,949 N ⁶⁵	Count Above	2.83 N ⁶⁵ Per Operation	68,691 N ⁶⁵



NOISE ABATEMENT

January 2024

Runway 17 **99.1%**

EMH Corridor **95.9%**

Cross Day **30.7%**

Cross Night **32.1%**

February 2024

Runway 17 **99.4%**

EMH Corridor **92.1%**

Cross Day **26.0%**

Cross Night **33.9%**

RUS **54.7%** Arrive - 64% Depart - 45%

RUS **55.0%** Arrive - 57% Depart - 53%

ITEM 2

PUBLIC COMMENT PERIOD



NOISE OVERSIGHT COMMITTEE
MARCH 20, 2024

ITEM 2

PUBLIC COMMENT PERIOD


Speaking at a Meeting

- Each speaker will have one opportunity to speak and is allotted three (3) minutes.
- When called upon to speak, speak clearly, state your name and address. If you are affiliated with any organization, please state your affiliation.
- Commenters shall address their comments to the NOC and not to the audience.
- No response from the NOC is provided during the comment period.
- Comments are noted, and MAC staff are available following the meeting to answer questions or contact information can be provided for follow up discussion.
- Use of profanity, personal attacks, or threats of violence will not be tolerated.



NOISE OVERSIGHT COMMITTEE
MARCH 20, 2024

4.2 – 2023 ACTUAL NOISE CONTOUR REPORT AND THE CONSENT DECREE NOISE MITIGATION PROGRAM ELIGIBILITY

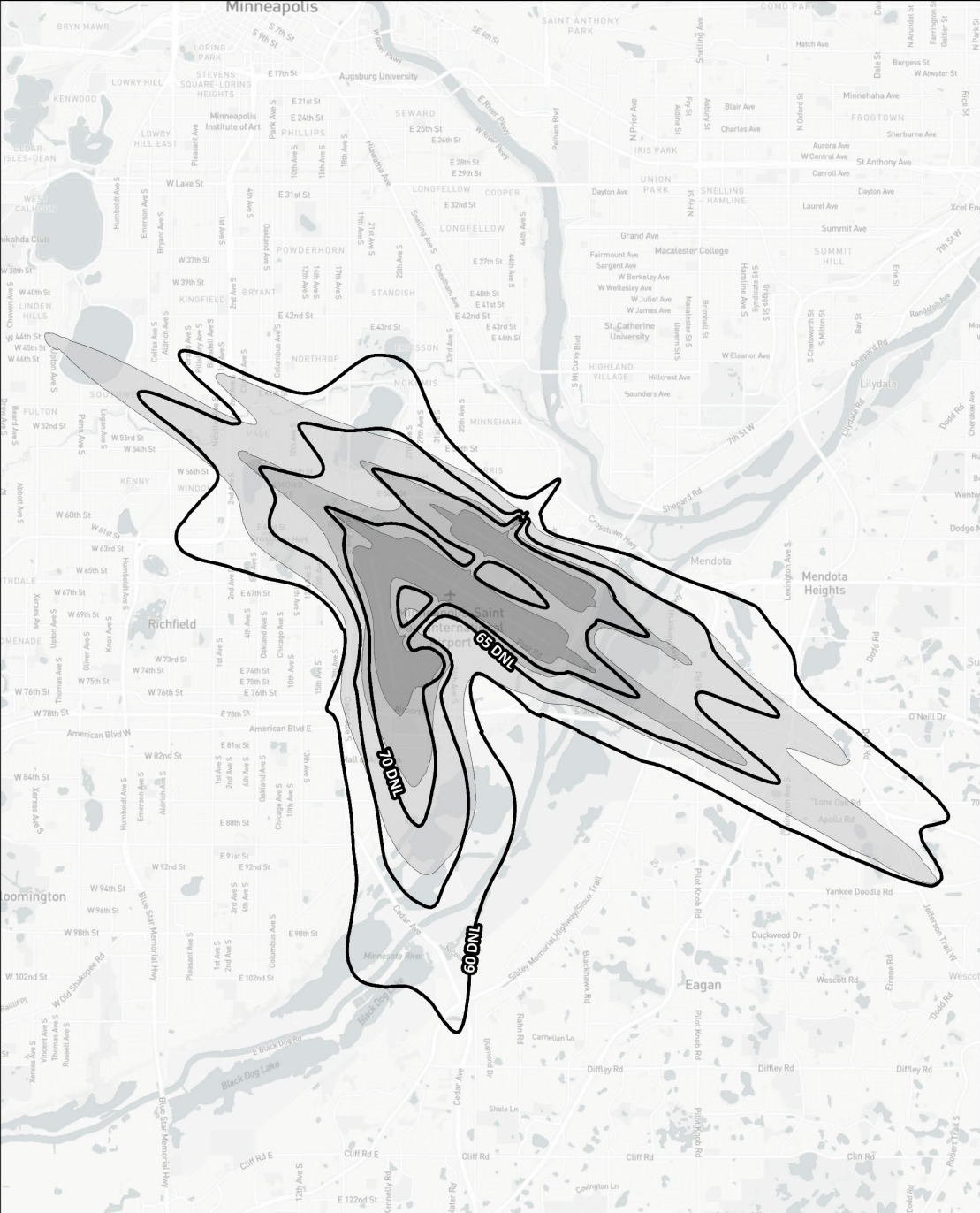


NOISE OVERSIGHT COMMITTEE
MARCH 20, 2024



MSP 2023 Annual Contour Report Overview

- The amended Consent Decree requires the MAC to prepare an annual noise contour analysis for MSP by March 1 of each year.
- The 2023 MSP Annual Noise Contour Report was developed in partnership with HNTB using the Aviation Environmental Design Tool (AEDT).
- On March 1st, the MAC published the 17th Annual Noise Contour Report consistent with the requirements in the Consent Decree.



2023 Actual Contour vs. 2007 Forecast Contour

Total Operations

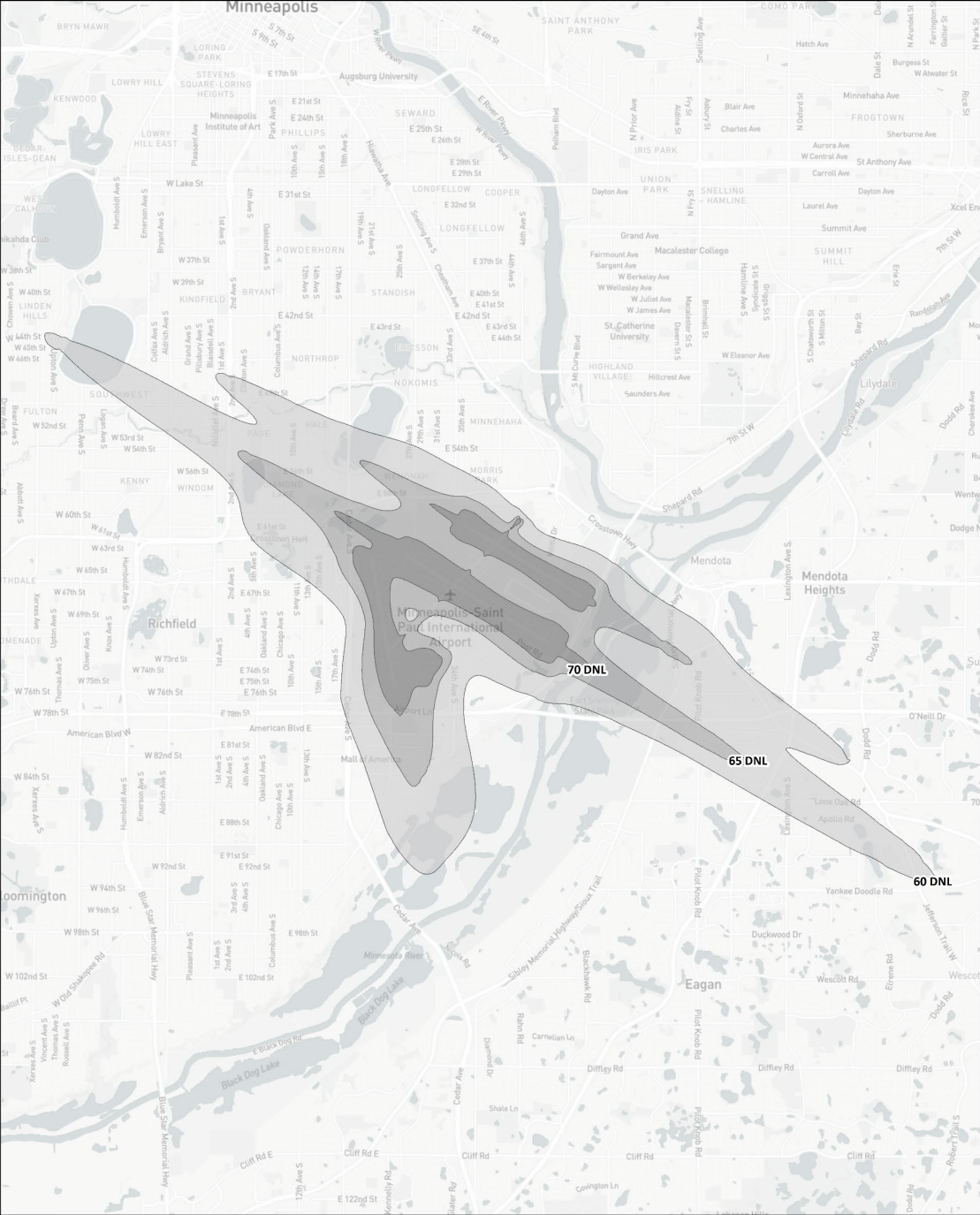
- 2007 – 582,366 Annual Forecast Ops
- 2023 – 323,945 Annual Actual Ops

Nighttime Operations

- 2007 – 123.3 Average Daily Ops
- 2023 – 104.8 Average Daily Ops

Hushkit Operations

- 2007 – 275.0 Average Daily Ops
- 2023 – 0.0 Average Daily Ops



2023 Actual Contour vs. 2022 Actual Contour

Total Operations

- 2022 – 310,235 Annual Ops
- 2023 – 323,945 Annual Ops

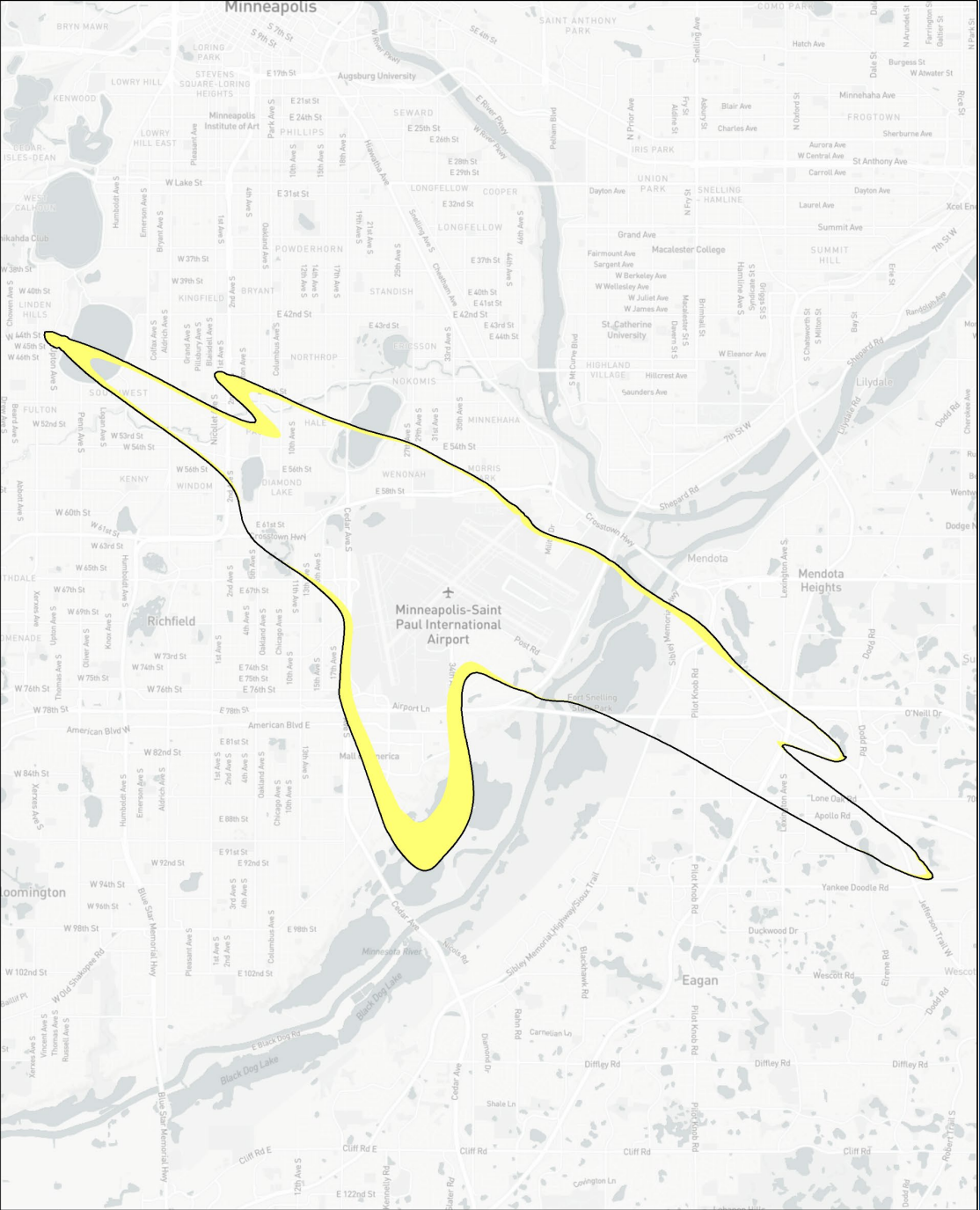
Nighttime Operations

- 2022 – 93.2 Average Daily Ops
- 2023 – 104.8 Average Daily Ops

Hushkit Operations

- 2022 – 0.1 Average Daily Ops
- 2023 – 0.0 Average Daily Ops

2023 Actual Contour vs. 2022 Actual Contour



65 dB DNL

60 dB DNL

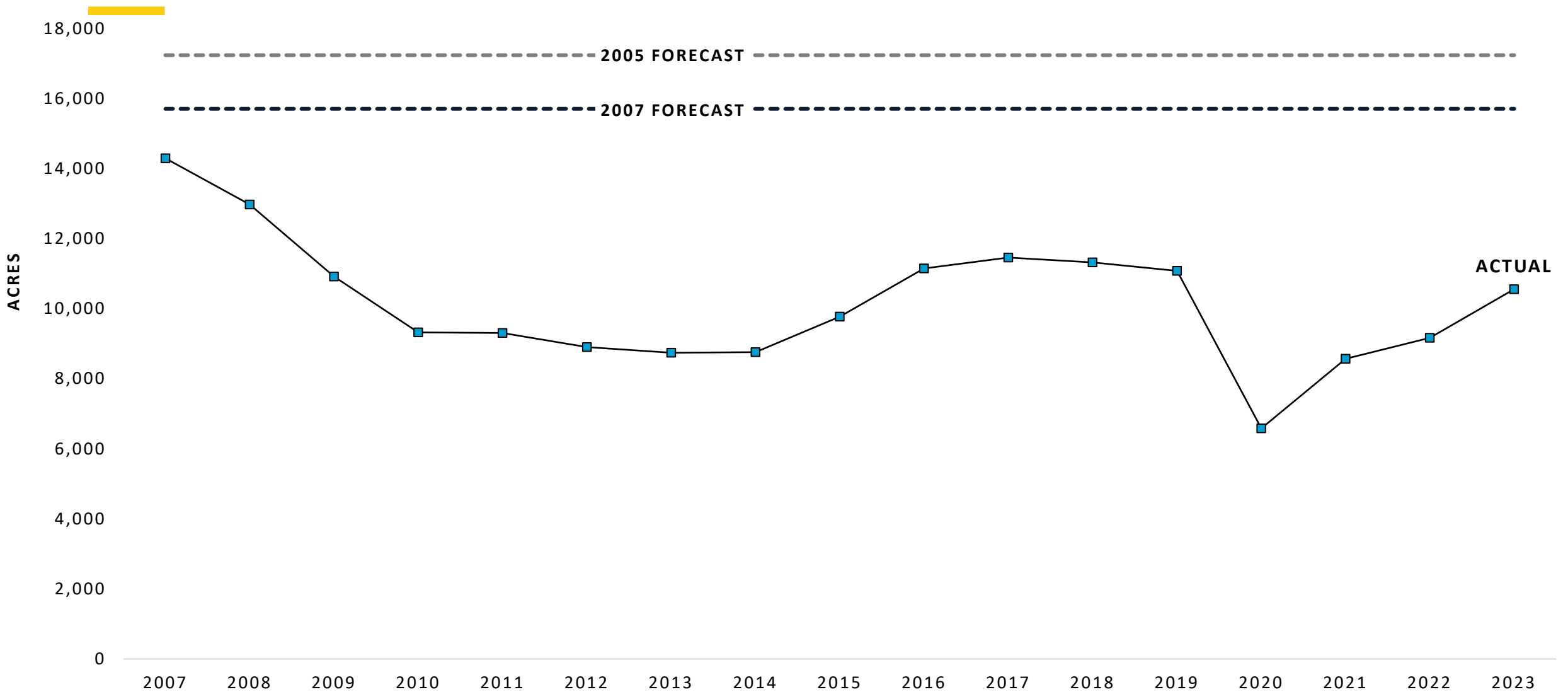
4,024 acres

10,558 acres

15% increase
from 2022

17% increase
from 2022

MSP Actual 60 dB DNL Contour Acreage



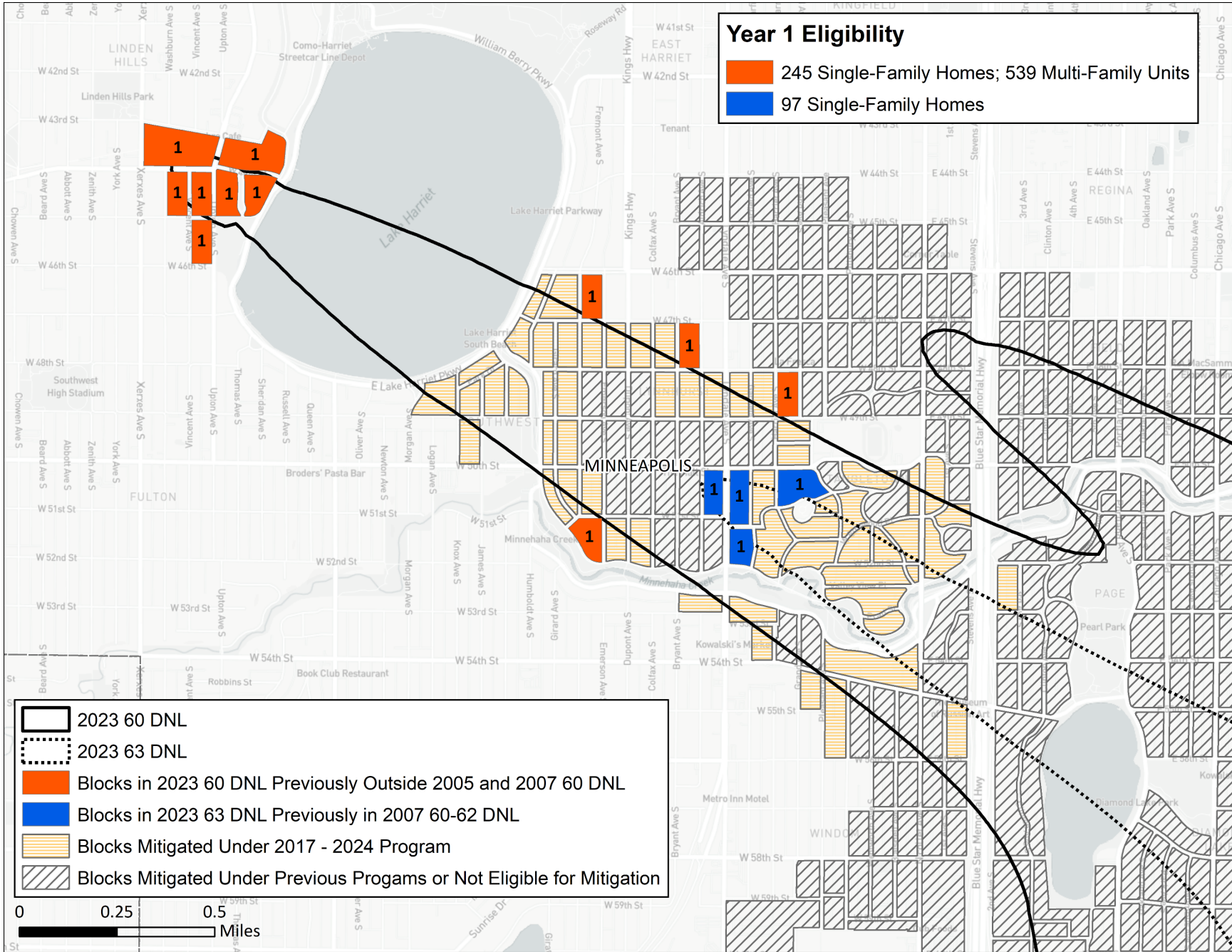
2025 – 2032 Program

- ✈ Eligibility based on Actual Noise Contour
- ✈ A home will become eligible for residential noise mitigation if it
 - is located in the **60 dB DNL** contour for **3 consecutive years**
 - is located in a higher noise impact mitigation area than previous programs
 - achieves first year of eligibility no later than 2028
- ✈ Commits the MAC to provide noise mitigation until the year 2032



Year 1 Eligibility

- 245 Single-Family Homes; 539 Multi-Family Units
- 97 Single-Family Homes



MAC MSP Mitigation Program History

1992-2006

\$385.6 Million



7,846

Single-Family Homes



1,327

Multi-Family Homes



School Mitigation



Property Acquisition

2007-2014

\$95.1 Million



5,459

Single-Family Homes



1,976

Multi-Family Homes



1,773

Reimbursement
Single-Family Homes

2017-2024

as of Jan 2024

\$33.0 Million



986

Single-Family Homes



6

Multi-Family Homes

2025-2032

Eligibility is consistent with the 2017-2024 Program and will be assessed on an annual basis.

For more information visit metroairports.org/do-i-qualify



Minneapolis-St. Paul International Airport (MSP) 2023 Annual Noise Contour Report

Comparison of the 2023 Actual and the 2007 Forecast Noise Contours
February 2024

MAC Community Relations Office and HNTB Corporation

MSP 2023 Annual Noise Contour Report

- The full report is available at:
 - <https://metroairports.org/msp-annual-noise-contour-analysis-reports>
- Address Eligibility List (2017 – 2024) available at:
 - <https://metroairports.org/do-i-qualify>
- Address First-Year Eligibility List (2025 – 2032) available at:
 - <https://metroairports.org/do-i-qualify>
- Mitigation Map available at:
 - <https://customers.macnoms.com/mitigation/>

4.2 – MSP CONSTRUCTION UPDATES



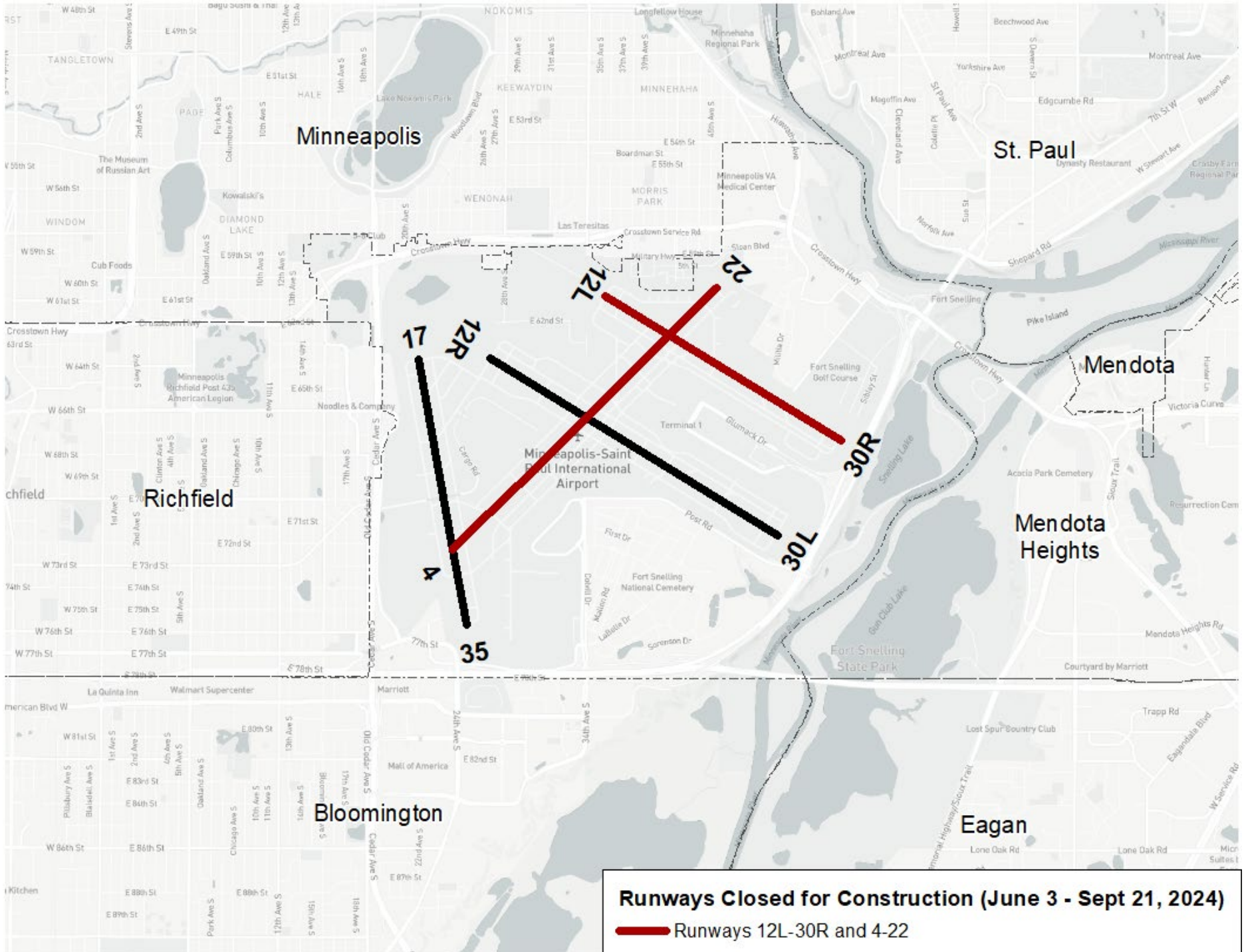
NOISE OVERSIGHT COMMITTEE
MARCH 20, 2024

Runway Construction

- Two-years of runway closures
- 12L/30R and 4/22 – Closed June 3, 2024, through September 21, 2024
- 12R/30L – Closed two six-week periods in 2025 (April to May and August to September)

2024							2025										
June	July	Aug	Sept	Oct	Nov	Dec	Jan	Feb	Mar	Apr	May	June	July	Aug	Sept	Oct	Nov
Runways 12L-30R and 4-22 Closed										Runway 12R-30L Closed				Runway 12R-30L Closed			

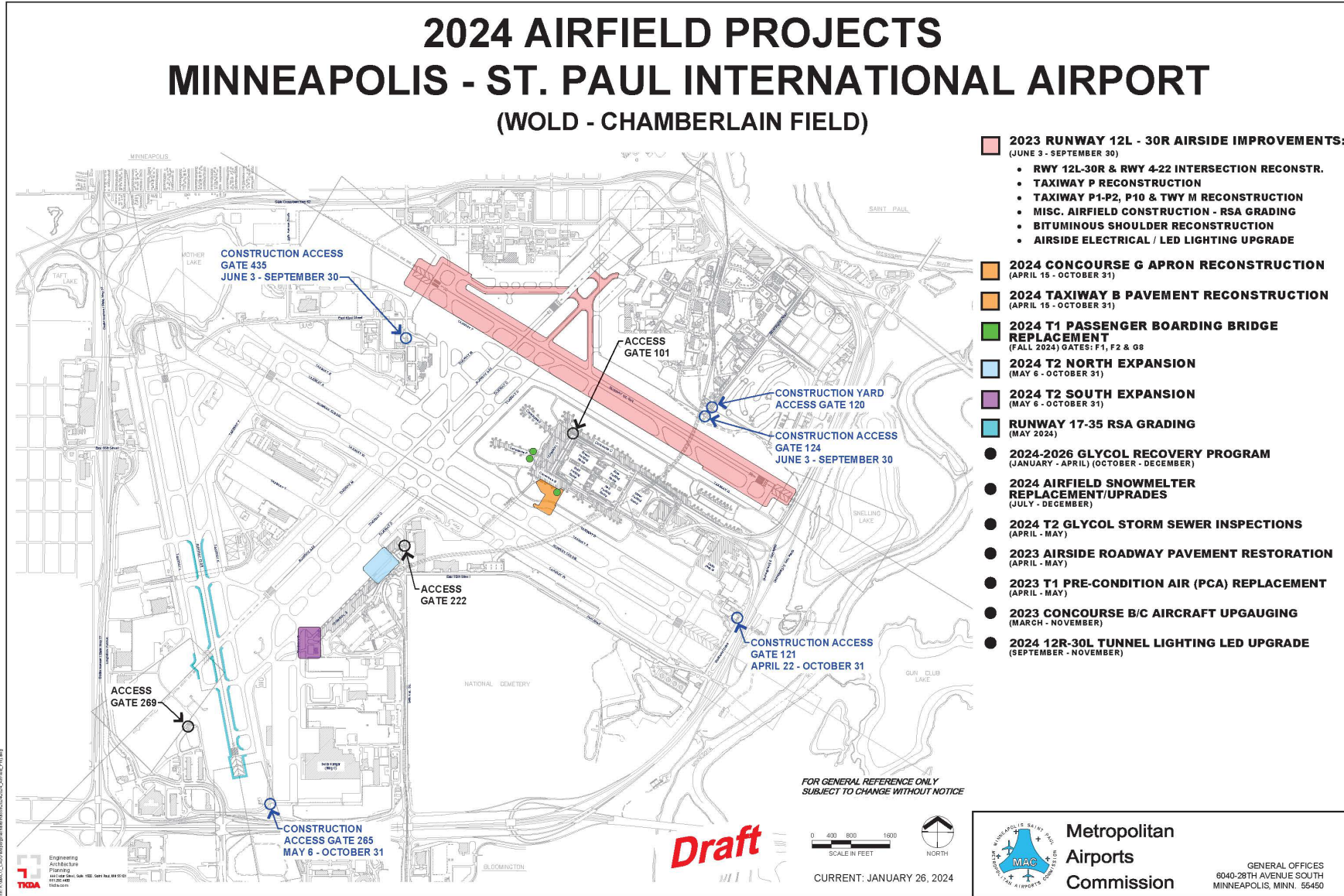
- New construction webpage - <https://metroairports.org/runway-construction>
- Airport newsletters, website updates, MSP Noise Oversight Committee (NOC) meetings and NOC quarterly listening sessions.



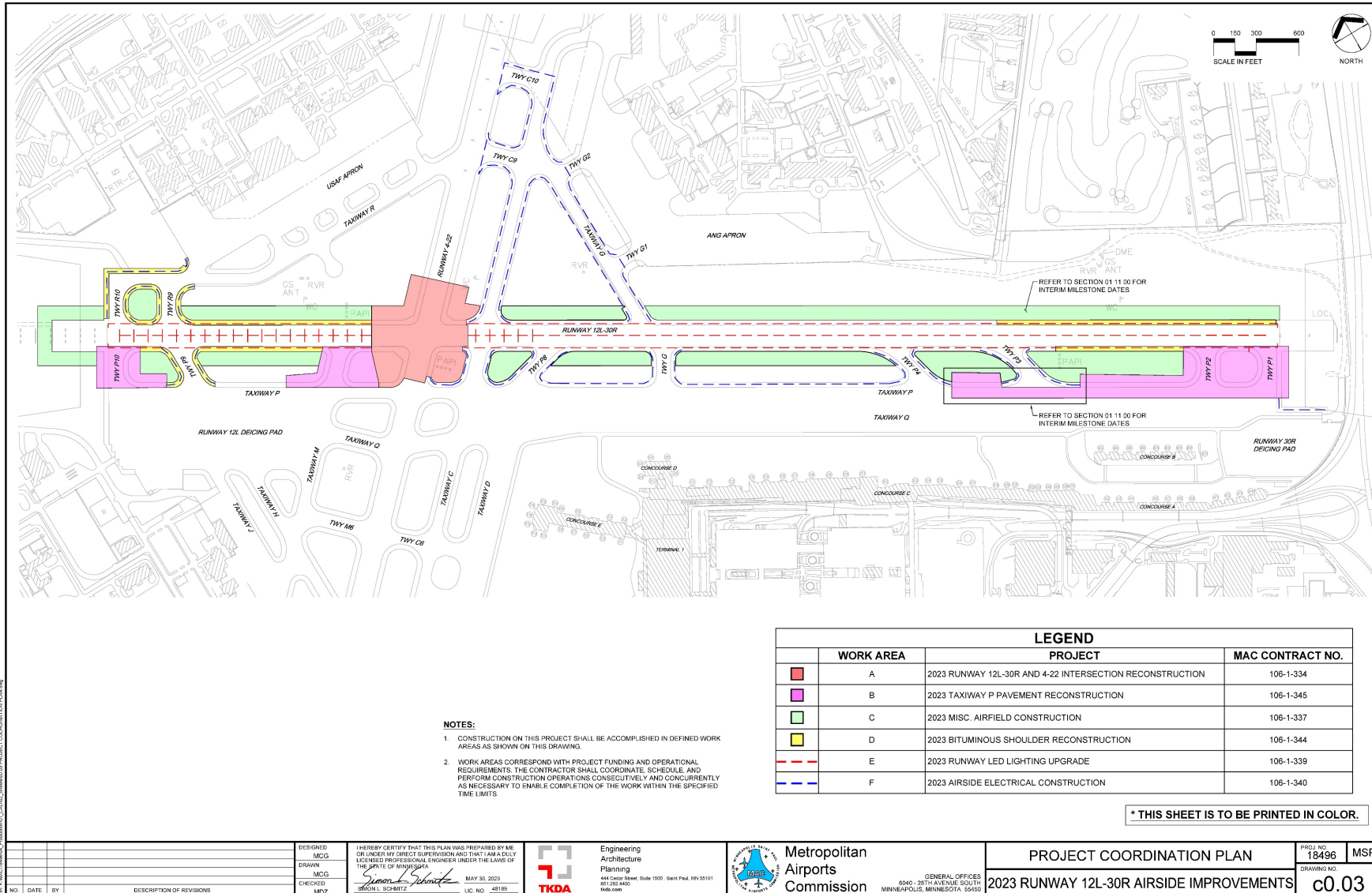
Runways Closed for Construction (June 3 - Sept 21, 2024)
— Runways 12L-30R and 4-22

MSP Construction

2024 AIRFIELD PROJECTS MINNEAPOLIS - ST. PAUL INTERNATIONAL AIRPORT (WOLD - CHAMBERLAIN FIELD)



MSP Construction



C:\Users\mcc\OneDrive\Documents\2023\2023 Runway 12L-30R Project Coordination Plan.dwg
 05/18/2023 10:00 AM
 MCG

NO.	DATE	BY	DESCRIPTION OF REVISIONS

DESIGNED MCG	I HEREBY CERTIFY THAT THIS PLAN WAS PREPARED BY ME OR UNDER MY DIRECT SUPERVISION AND THAT I AM A DULY LICENSED PROFESSIONAL ENGINEER UNDER THE LAWS OF THE STATE OF MINNESOTA. Steven L. Schmitz LICENSE NO. 48199
DRAWN MCG	
CHECKED MDZ	
DATE MAY 18, 2023	

TKDA Engineering Architecture
 Planning
 445 Cedar Street, Suite 1500, Saint Paul, MN 55101
 651.282.4400
 tnda.com

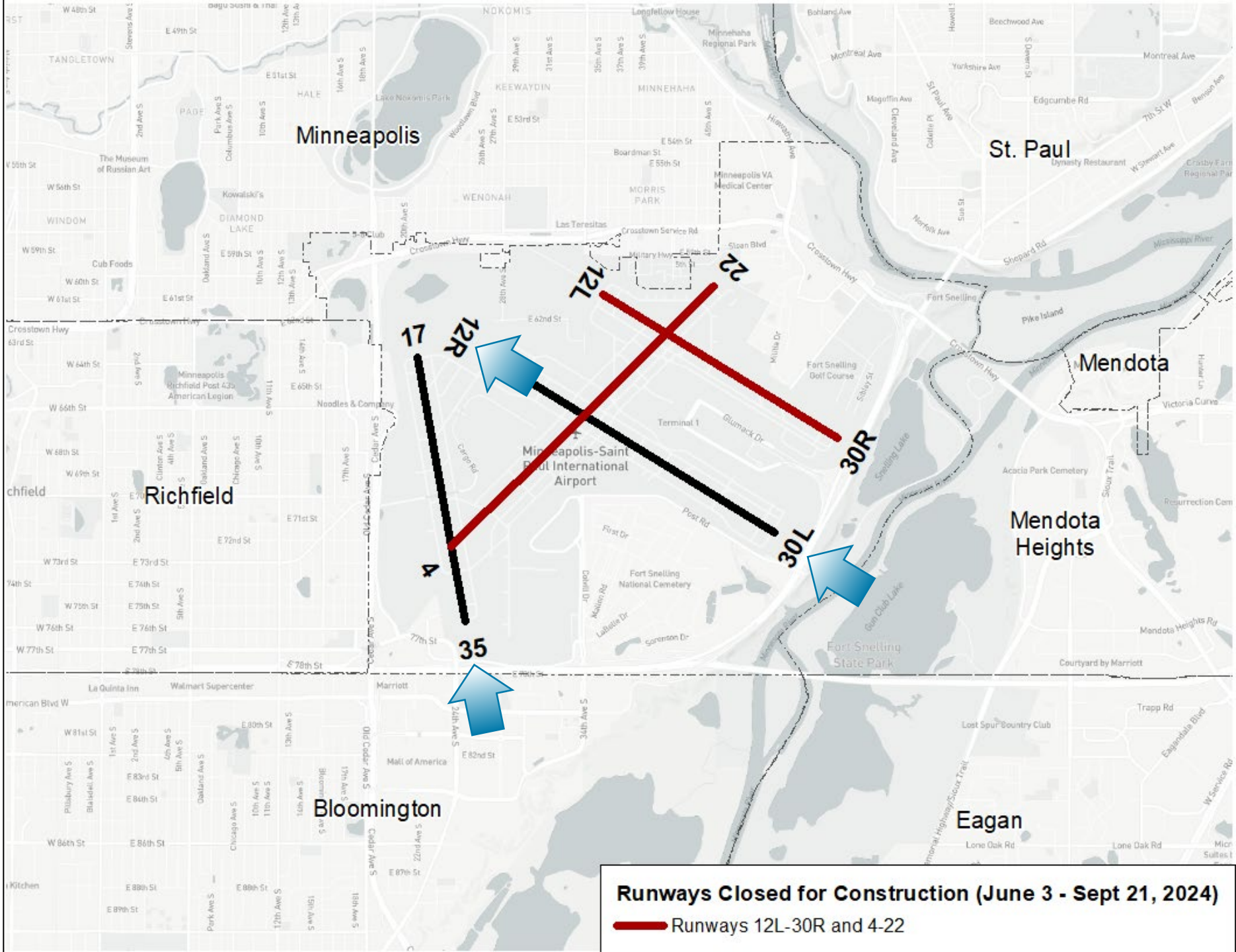
Metropolitan Airports Commission
 GENERAL OFFICES
 6346 - 28TH AVENUE SOUTH
 MINNEAPOLIS, MINNESOTA 55403

PROJECT COORDINATION PLAN		PRGJ NO. 18496	MSP
2023 RUNWAY 12L-30R AIRSIDE IMPROVEMENTS		DRAWING NO. c0.03	

North Flow

Arrivals to 35 and 30L

Departures off 30L



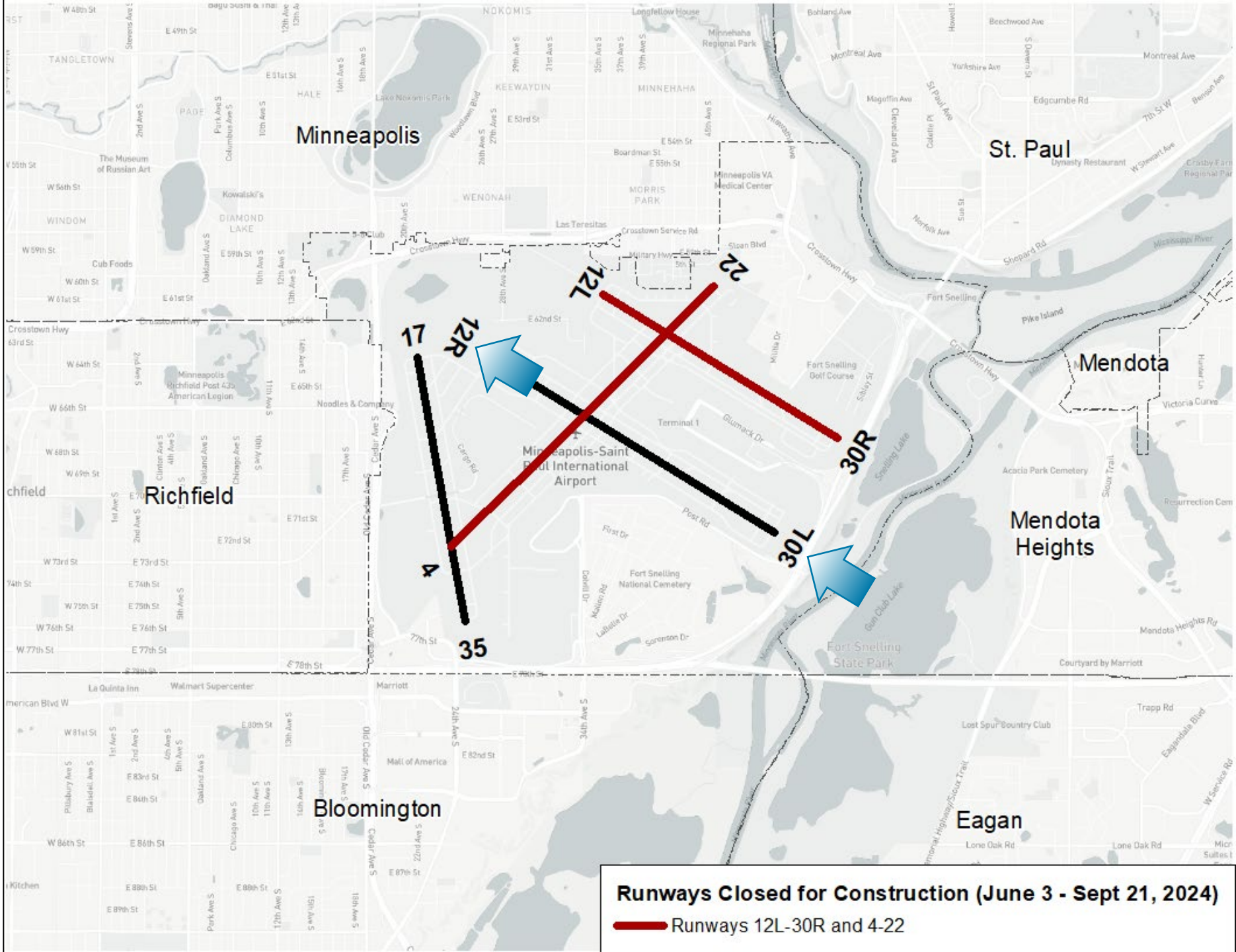
Runways Closed for Construction (June 3 - Sept 21, 2024)

— Runways 12L-30R and 4-22

Straight North Flow

Arrivals to 30L

Departures off 30L

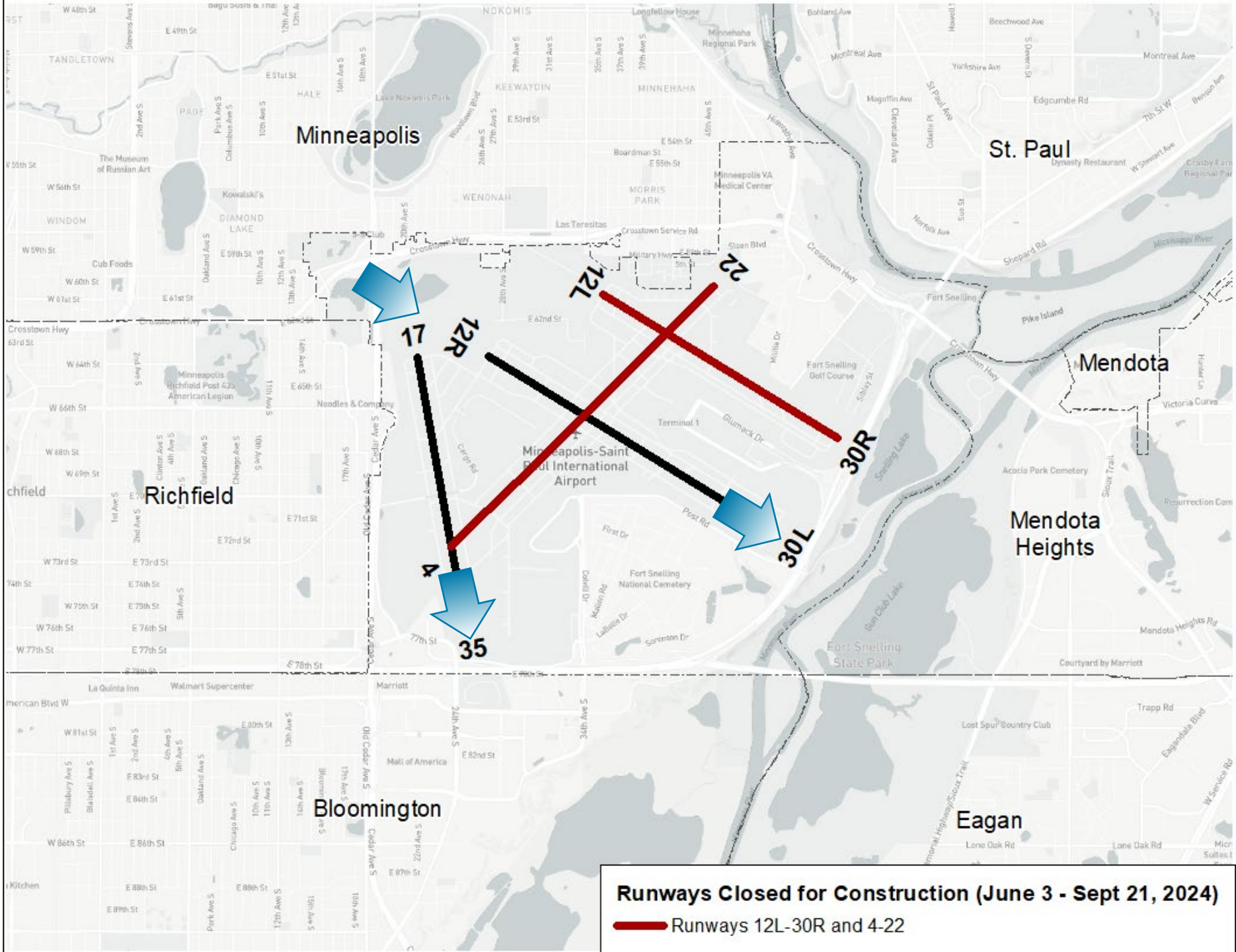


Runways Closed for Construction (June 3 - Sept 21, 2024)
— Runways 12L-30R and 4-22

South Flow

Arrivals to 12R

Departures off 17 and 12R

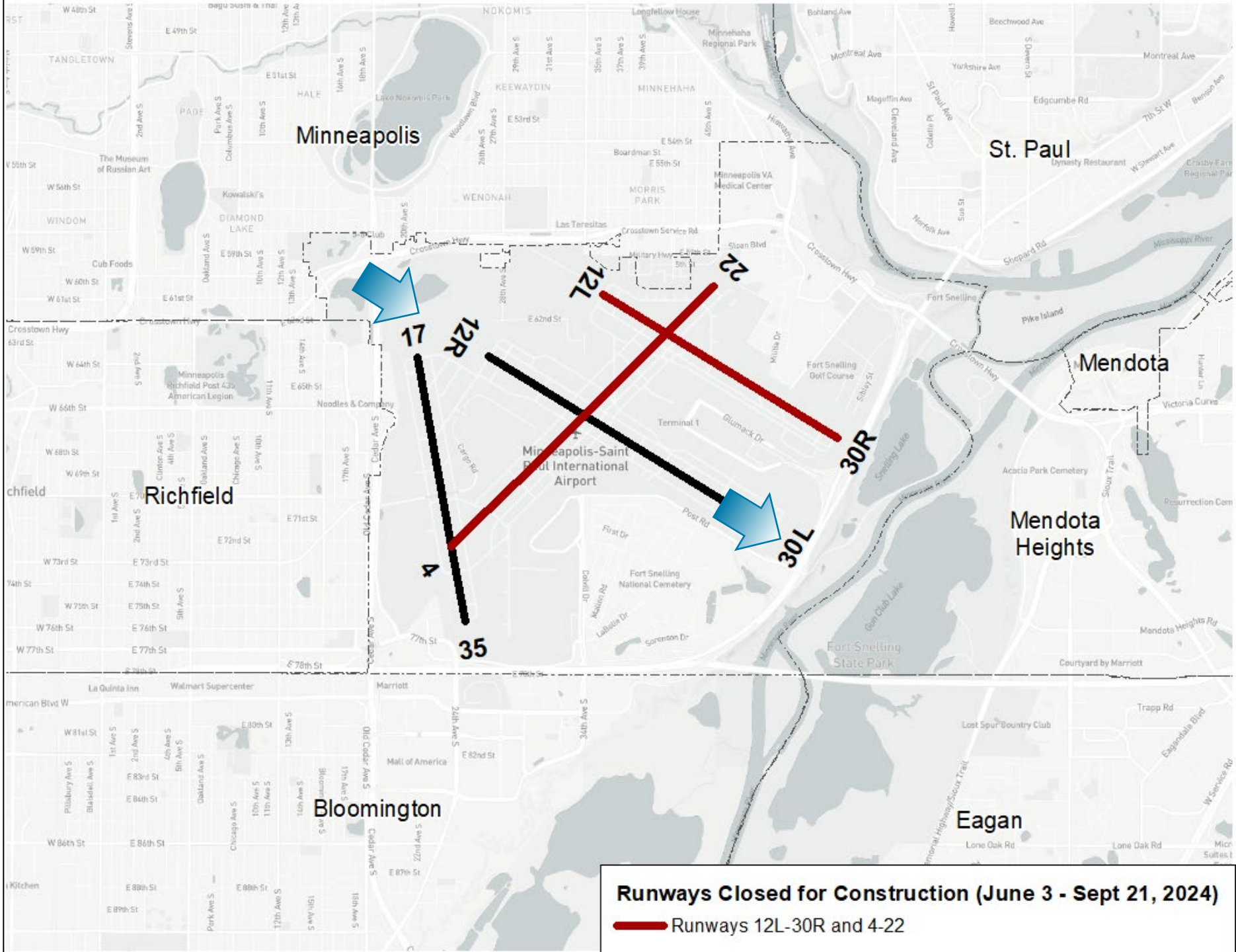


Runways Closed for Construction (June 3 - Sept 21, 2024)
— Runways 12L-30R and 4-22

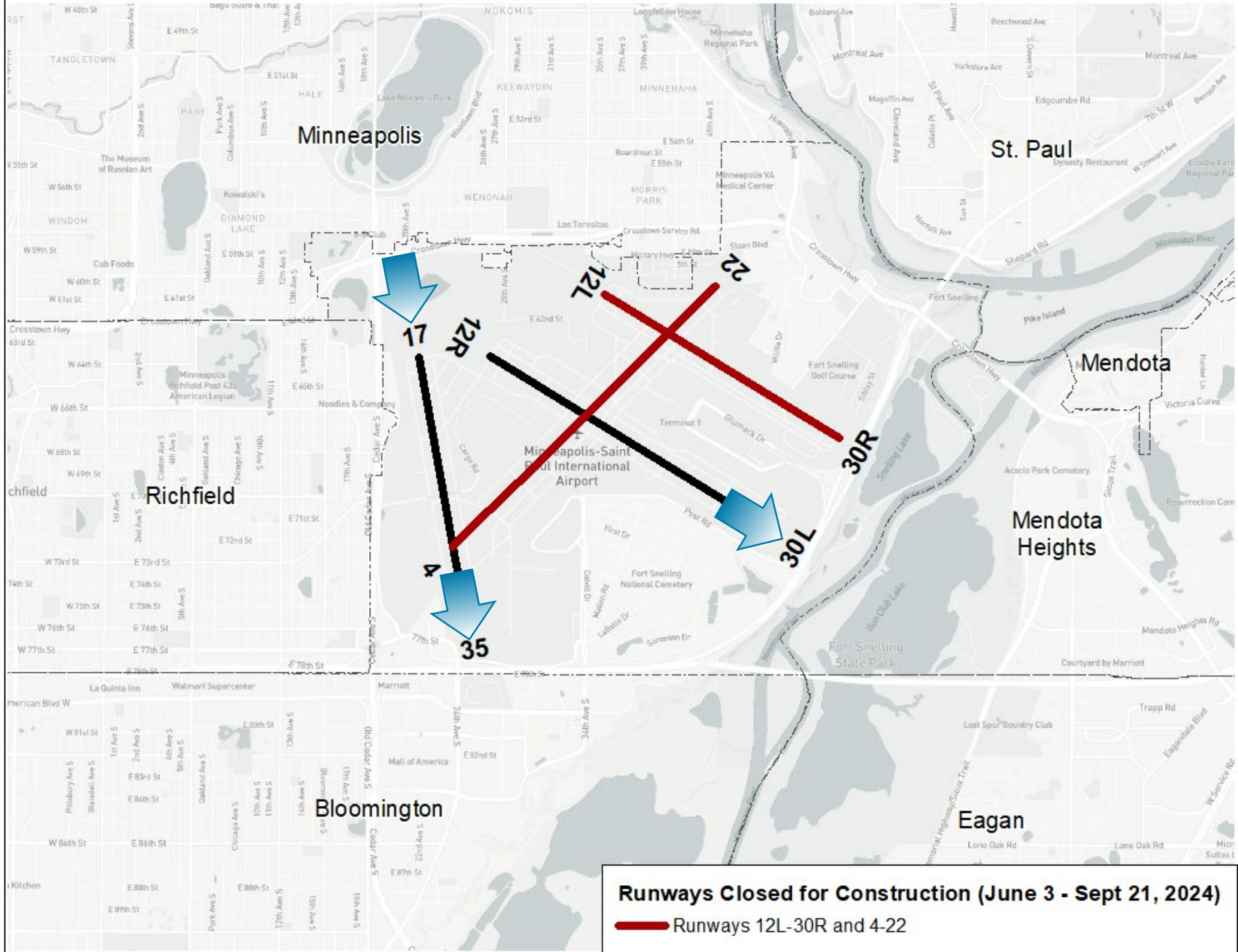
Straight South Flow

Arrivals to 12R

Departures off 12R



Atypical South Flow
Arrivals to 17
Departures off 12R and 17

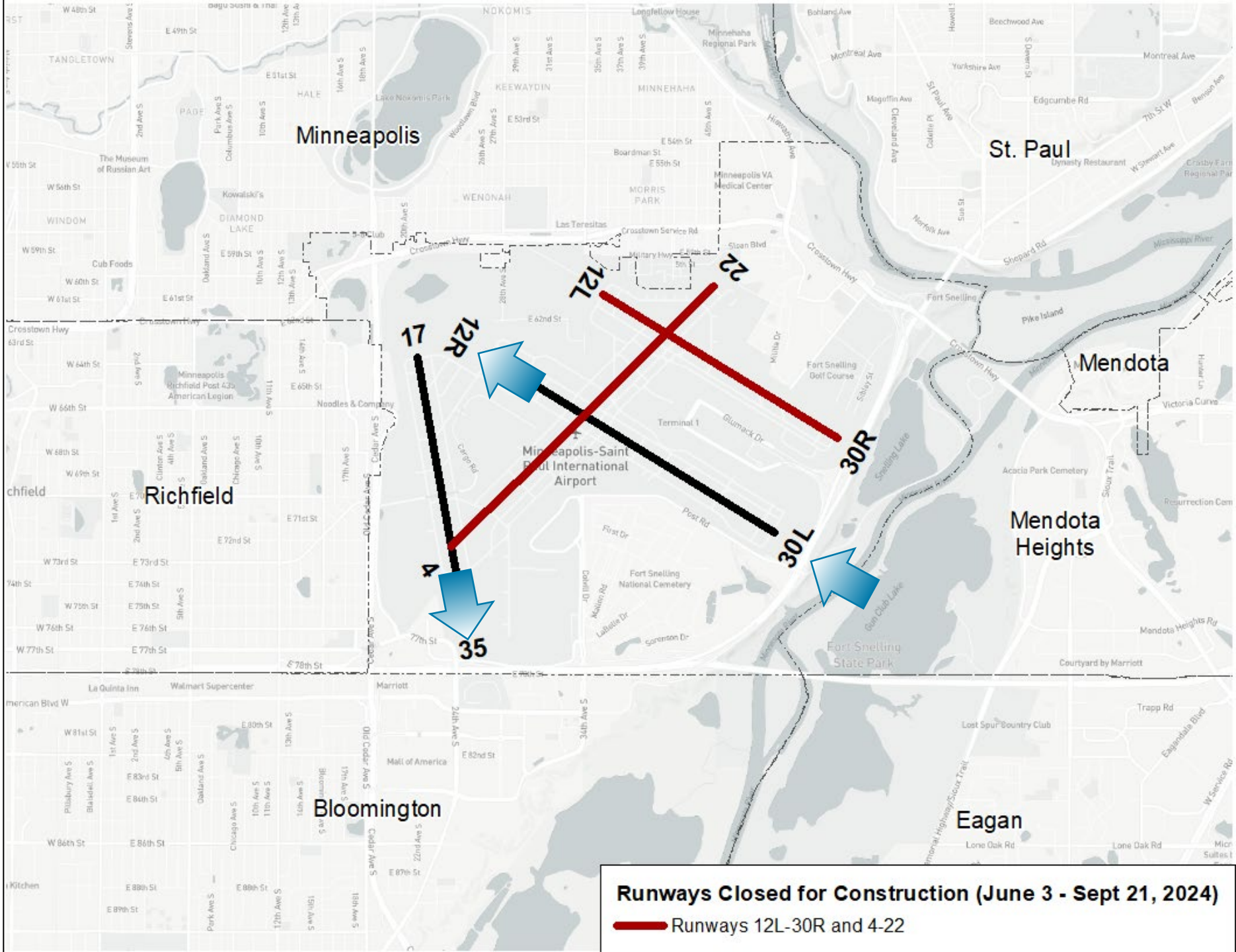


Runways Closed for Construction (June 3 - Sept 21, 2024)
— Runways 12L-30R and 4-22

Mixed Flow A

Arrivals to 30L

Departures off 17 and 30L

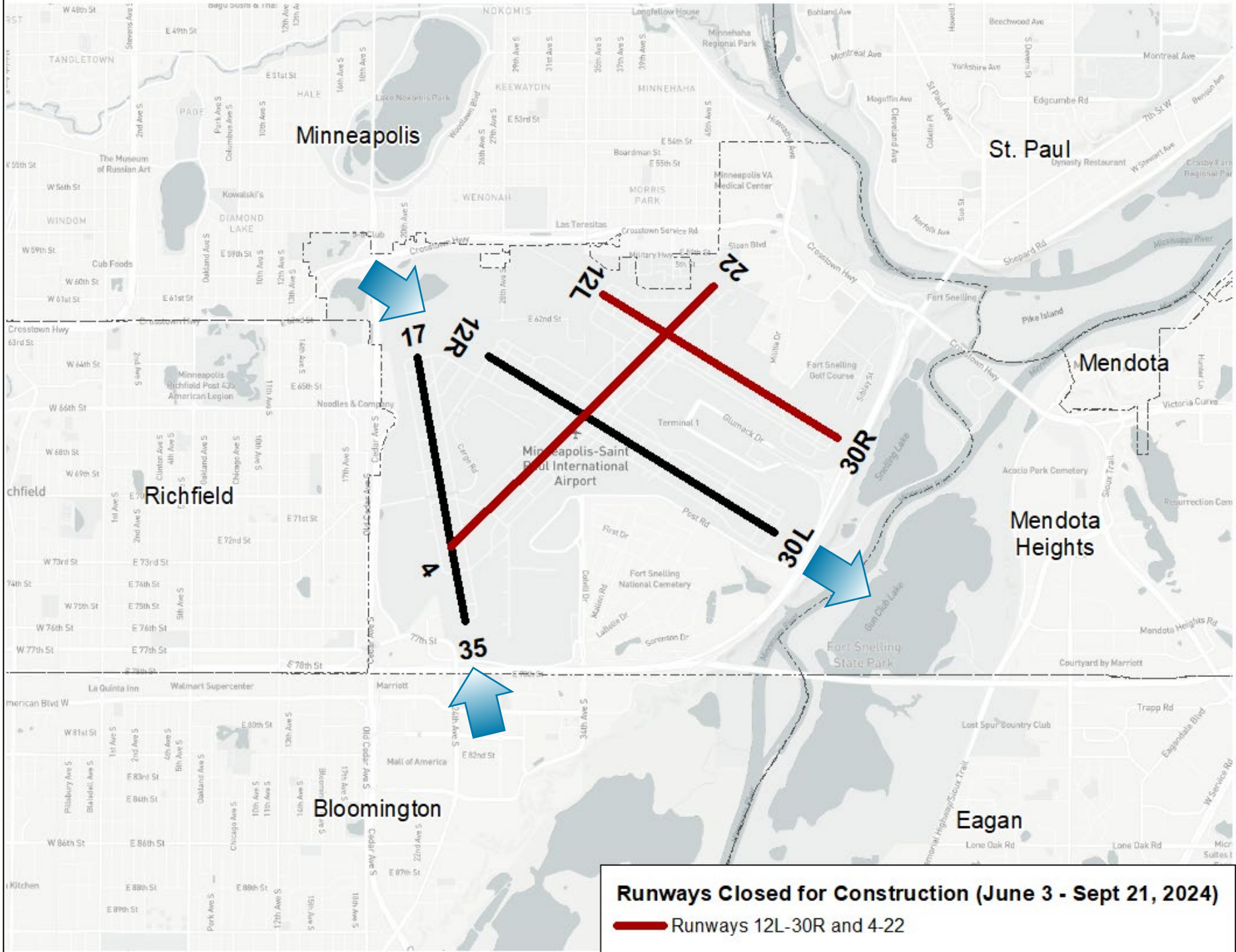


Runways Closed for Construction (June 3 - Sept 21, 2024)
— Runways 12L-30R and 4-22

Mixed Flow B

Arrivals to 35 and 12R

Departures off 12R



Runways Closed for Construction (June 3 - Sept 21, 2024)

— Runways 12L-30R and 4-22

5 – ANNOUNCEMENTS



NOISE OVERSIGHT COMMITTEE
MARCH 20, 2024

ITEM 5

ANNOUNCEMENTS

NOC Spring Listening Session

Wed, April 24, 2024 @ 6 PM

Location: Edina City Hall

May NOC Meeting

Wed, May 15, 2024 @ 1:30 PM

Location: MAC General Office Building



NOISE OVERSIGHT COMMITTEE
MARCH 20, 2024