



NOISE OVERSIGHT COMMITTEE

May 19, 2021

Audio recordings are made of this meeting

Agenda

1. Consent

1.1 – Approval of March 17, 2021 Meeting Minutes

1.2 – Reports

1.2.1 – Monthly Operations Reports: March and April
2021

2. Public Comment Period

3. Business

4. Information

4.1 – Converging Runway Operations Update

4.2 – MSP Air Service Updates

4.3 – Meet the Fleet

4.4 – Review of Spring Listening Session

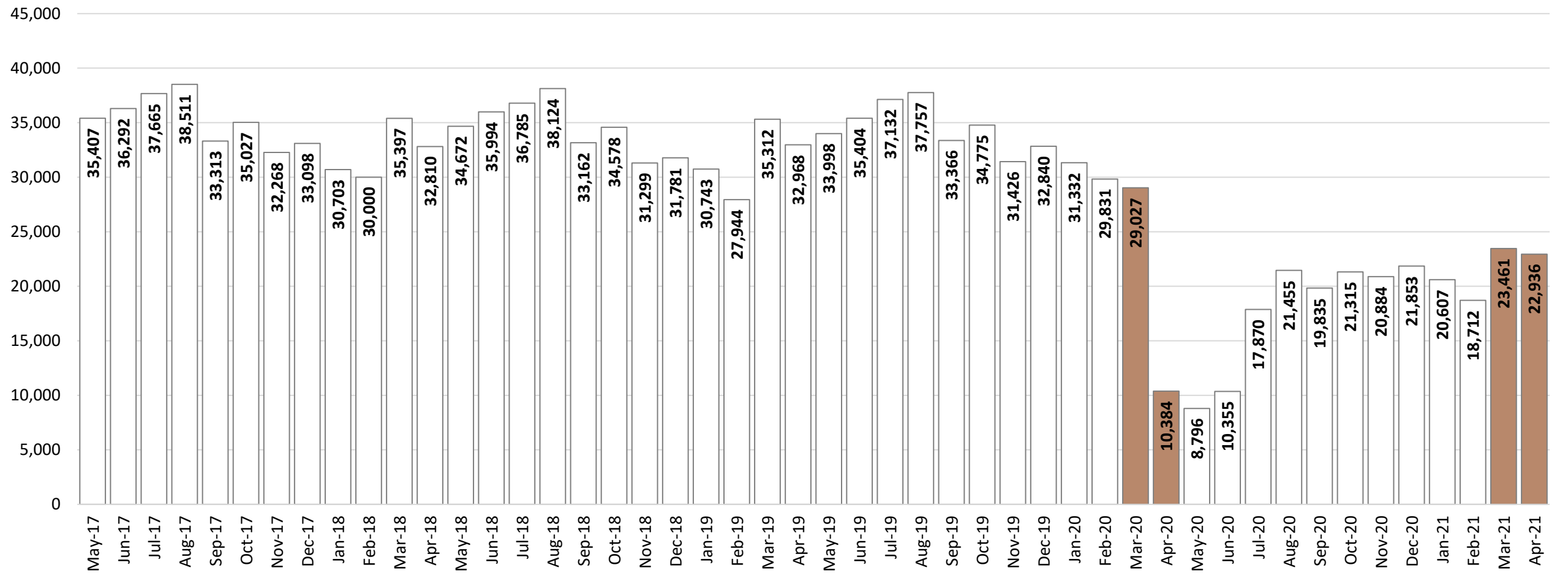
5. Announcements

6. Adjourn

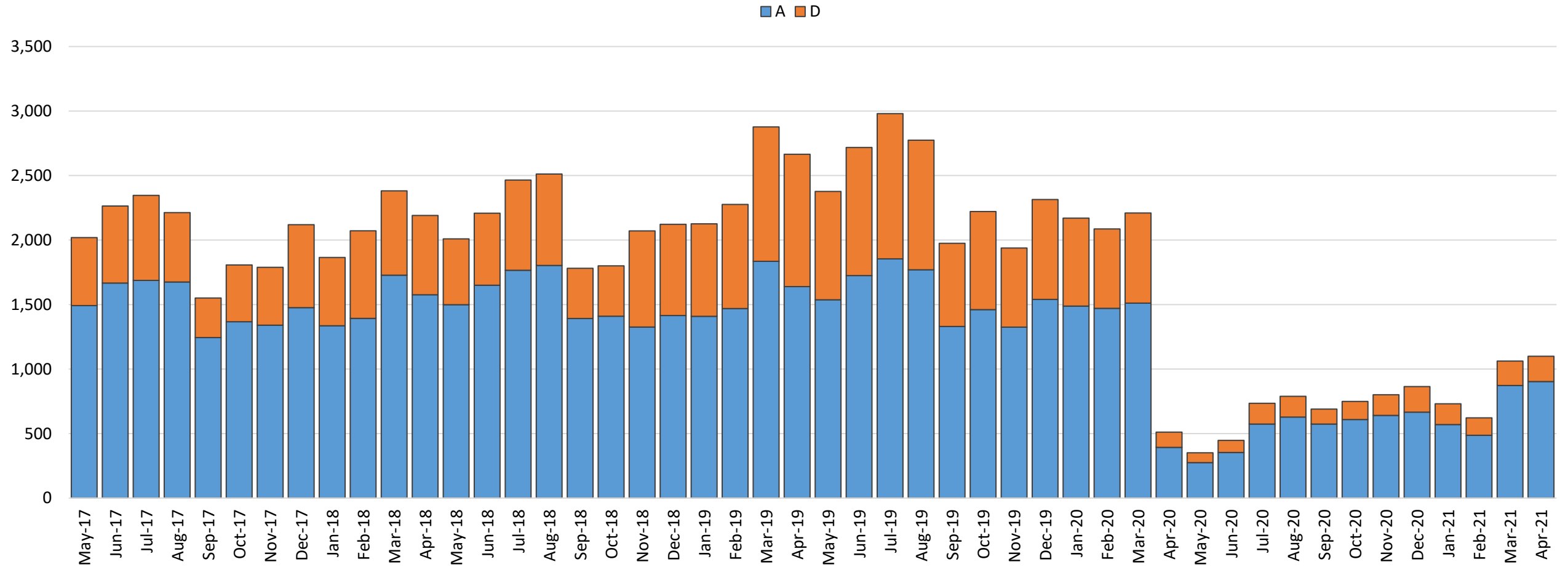


**NOISE OVERSIGHT COMMITTEE
MAY 19, 2021**

| March 2021 | | April 2021 | |
|---------------|--|---------------|--|
| 23,461 | 1,062 | 22,936 | 1,099 |
| Operations | Nighttime Operations (10:30 PM – 6:00 AM) | Operations | Nighttime Operations (10:30 PM – 6:00 AM) |



| March 2021 | | April 2021 | |
|---------------|--|---------------|--|
| 23,461 | 1,062 | 22,936 | 1,099 |
| Operations | Nighttime Operations (10:30 PM – 6:00 AM) | Operations | Nighttime Operations (10:30 PM – 6:00 AM) |



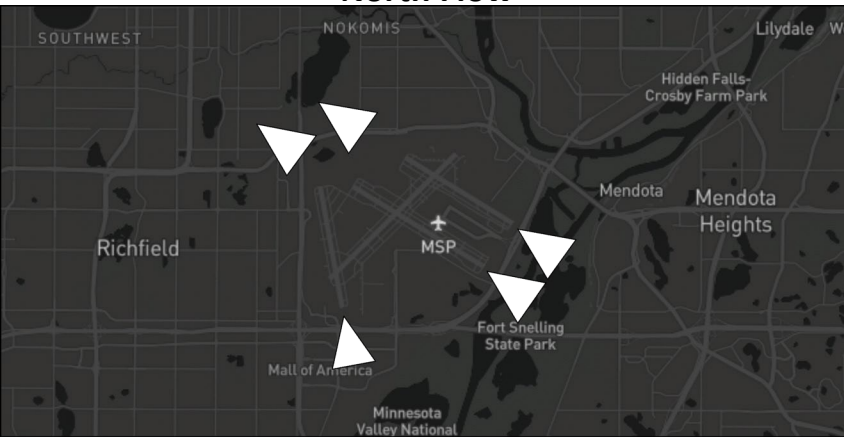
| March 2021 | | |
|-------------|-------------|-------------|
| NORTH FLOWS | SOUTH FLOWS | MIXED FLOWS |
| 38% | 54% | 2% |

| April 2021 | | |
|-------------|-------------|-------------|
| NORTH FLOWS | SOUTH FLOWS | MIXED FLOWS |
| 51% | 32% | 6% |

| 2020 JAN – APR | | |
|----------------|-------------|-------------|
| NORTH FLOWS | SOUTH FLOWS | MIXED FLOWS |
| 43% | 40% | 9% |

| 2021 JAN – APR | | |
|----------------|-------------|-------------|
| NORTH FLOWS | SOUTH FLOWS | MIXED FLOWS |
| 49% | 39% | 3% |

North Flow



South Flow



Mixed Flow



MAR – APR RUNWAY USE

46,397
OPERATIONS IN MAR – APR

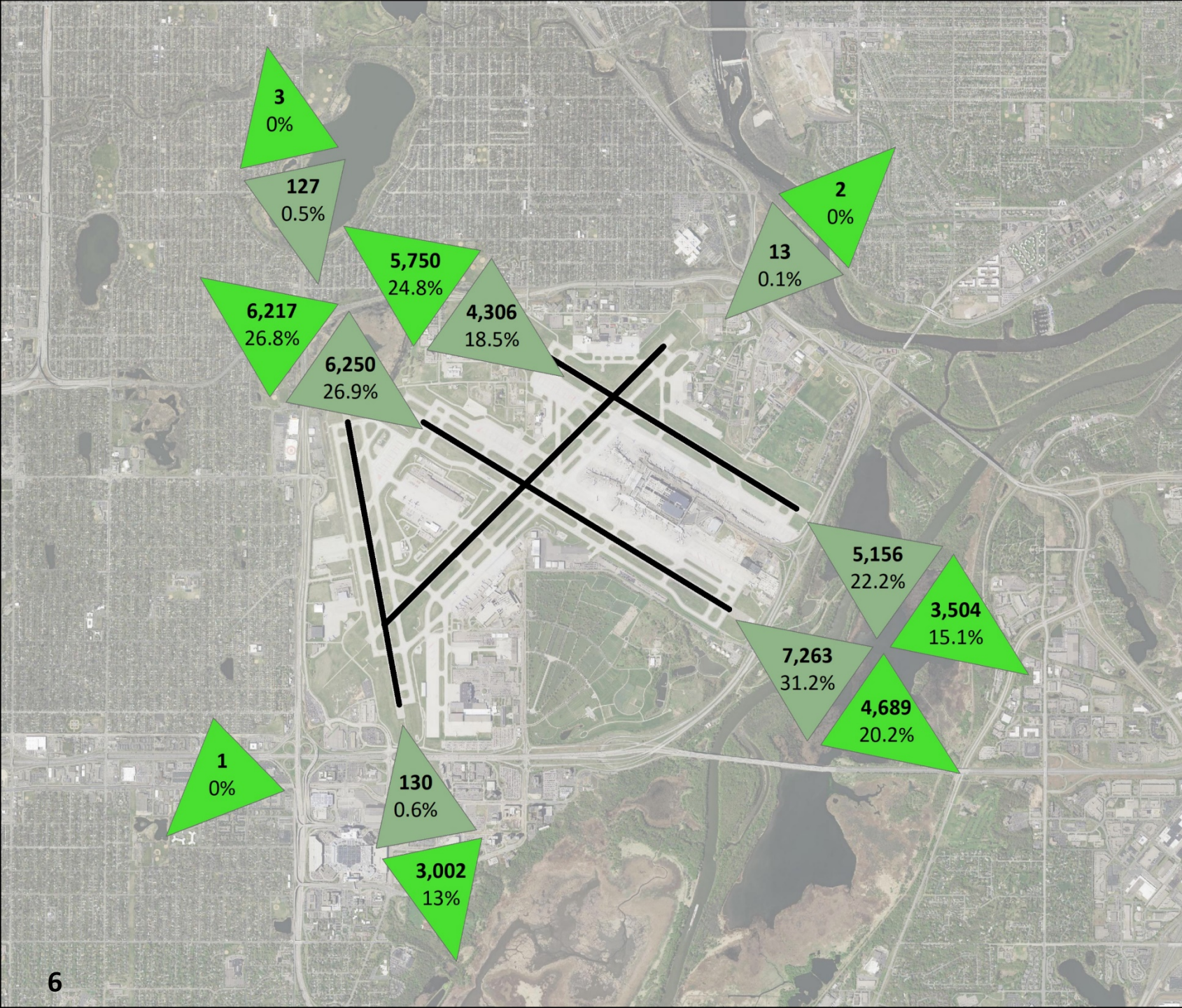
| PRIORITY 1 | PRIORITY 2 | PRIORITY 3 | PRIORITY 4 |
|------------|------------|------------|------------|
| 44% | 7% | 0% | 49% |

23,233
ARRIVALS

| PRIORITY 1 | PRIORITY 2 | PRIORITY 3 | PRIORITY 4 |
|------------|------------|------------|------------|
| 53% | 1% | 0% | 45% |

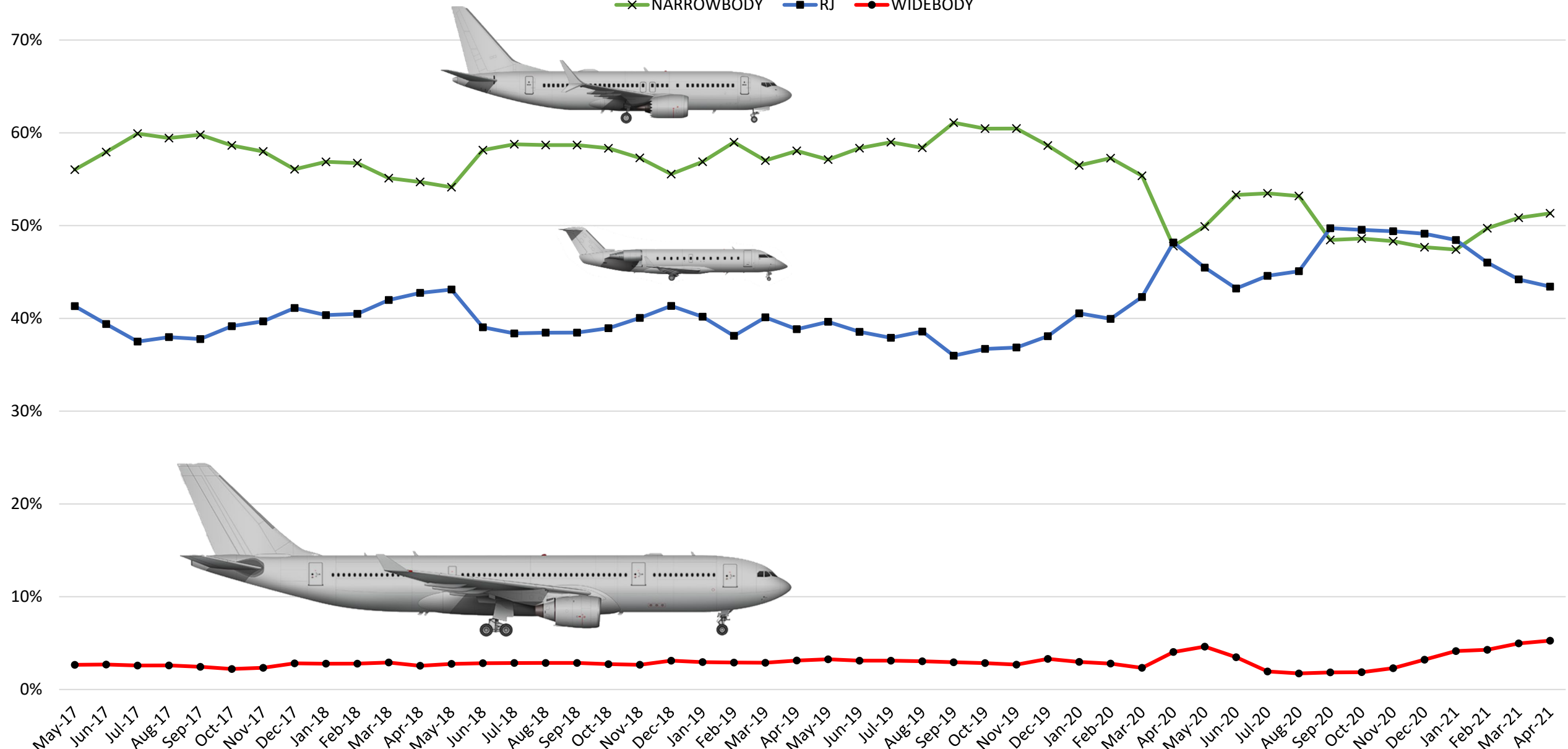
23,164
DEPARTURES

| PRIORITY 1 | PRIORITY 2 | PRIORITY 3 | PRIORITY 4 |
|------------|------------|------------|------------|
| 35% | 13% | 0% | 52% |

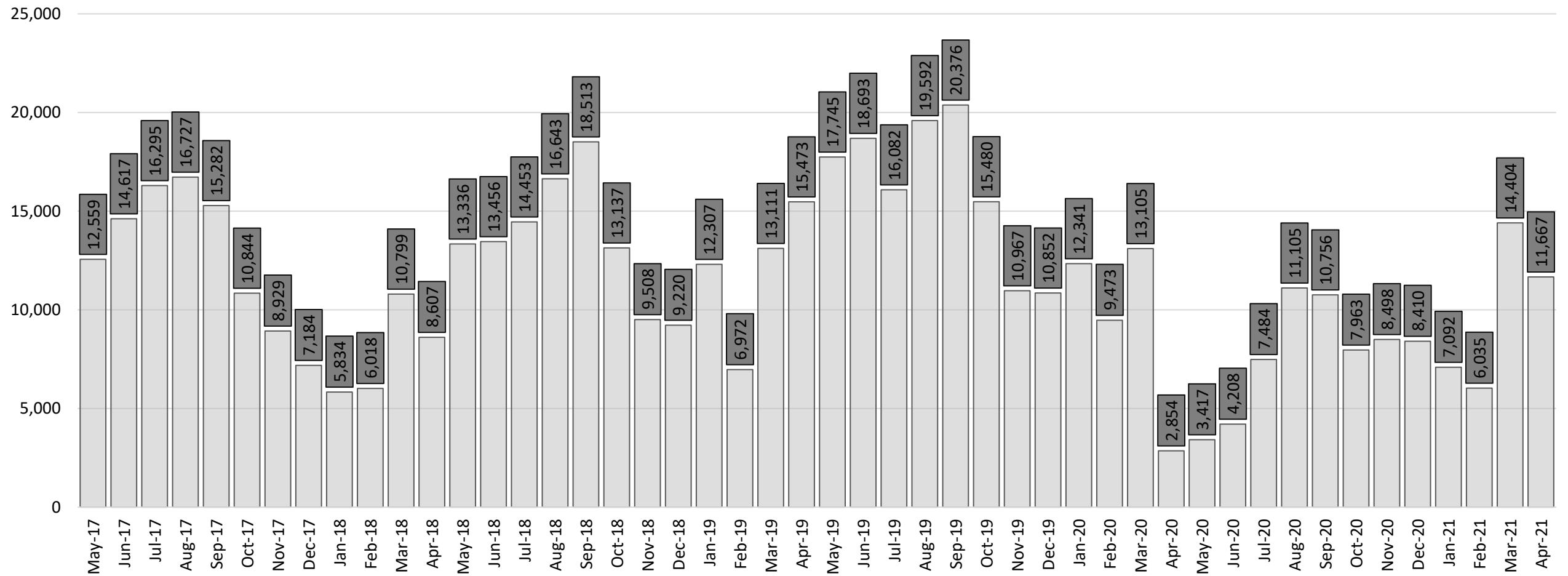


CARRIER JET FLEET MIX

—x— NARROWBODY —■— RJ —●— WIDEBODY

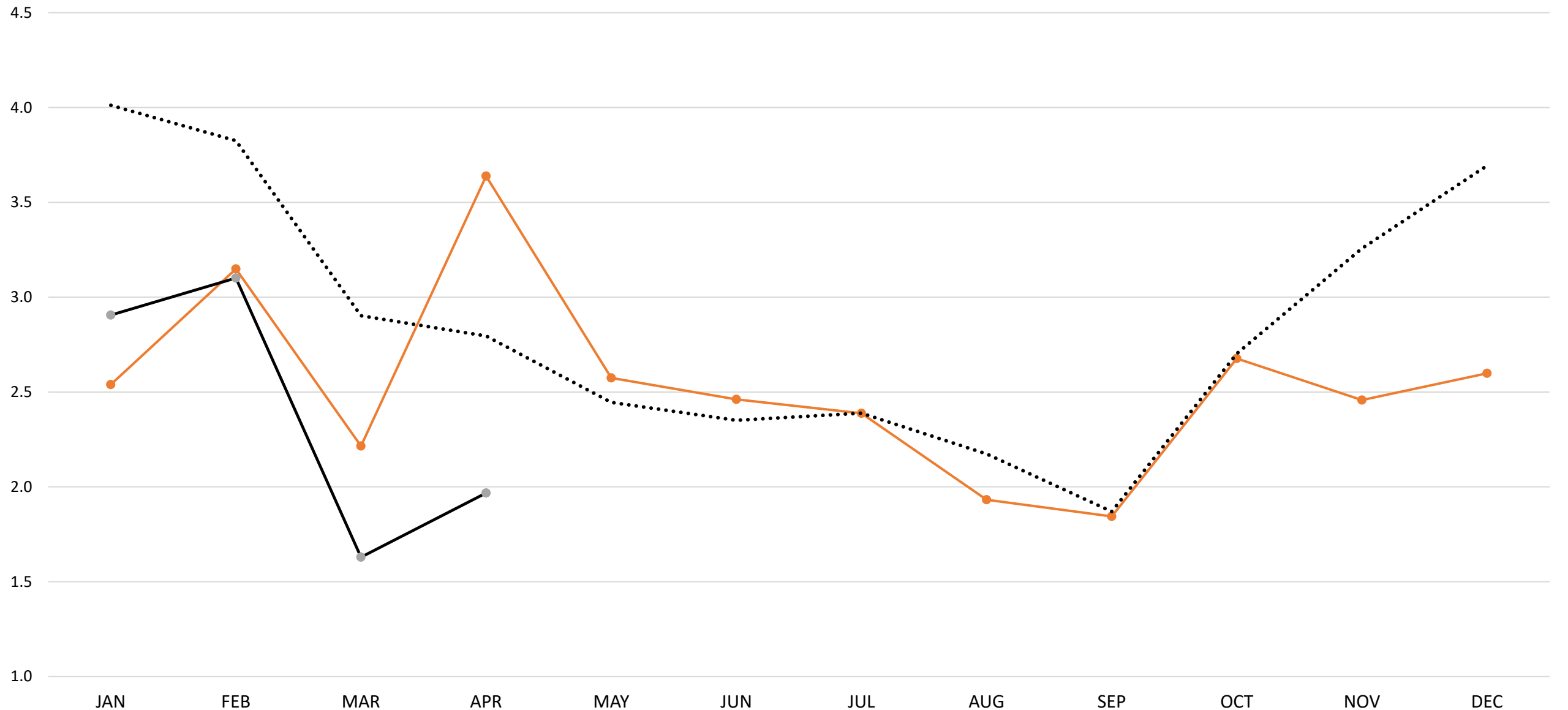


| March 2021 | | | | April 2021 | | | |
|-------------------|---------------|-----------|--------|-------------------|---------------|-----------|--------|
| COMPLAINTS | | LOCATIONS | | COMPLAINTS | | LOCATIONS | |
| 14,404 | | 282 | | 11,667 | | 247 | |
| Ops per Complaint | New Locations | Average | Median | Ops per Complaint | New Locations | Average | Median |
| 1.6 | 62 | 51 | 4 | 2.0 | 28 | 47 | 4 |



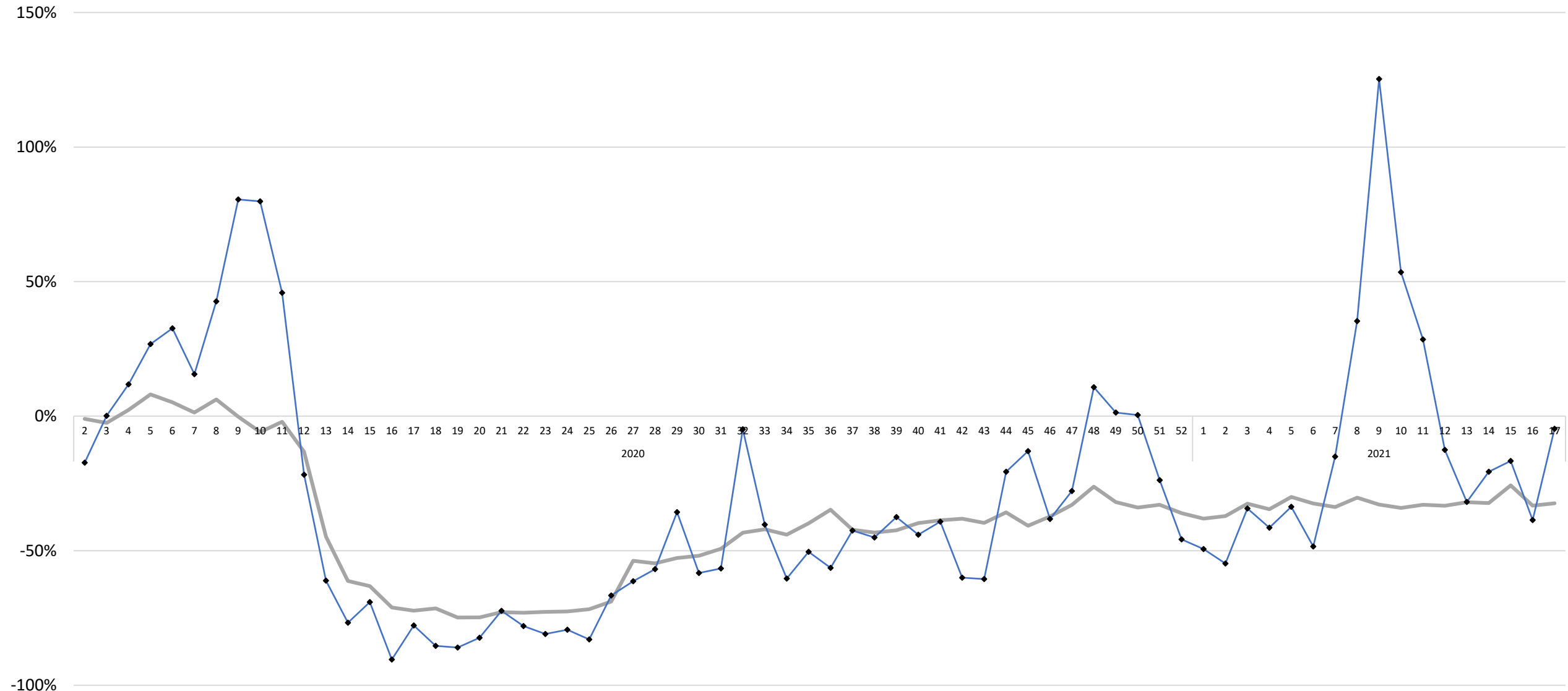
OPERATIONS PER COMPLAINT

—●— 2020 —●— 2021 2017 - 2019 AVERAGE

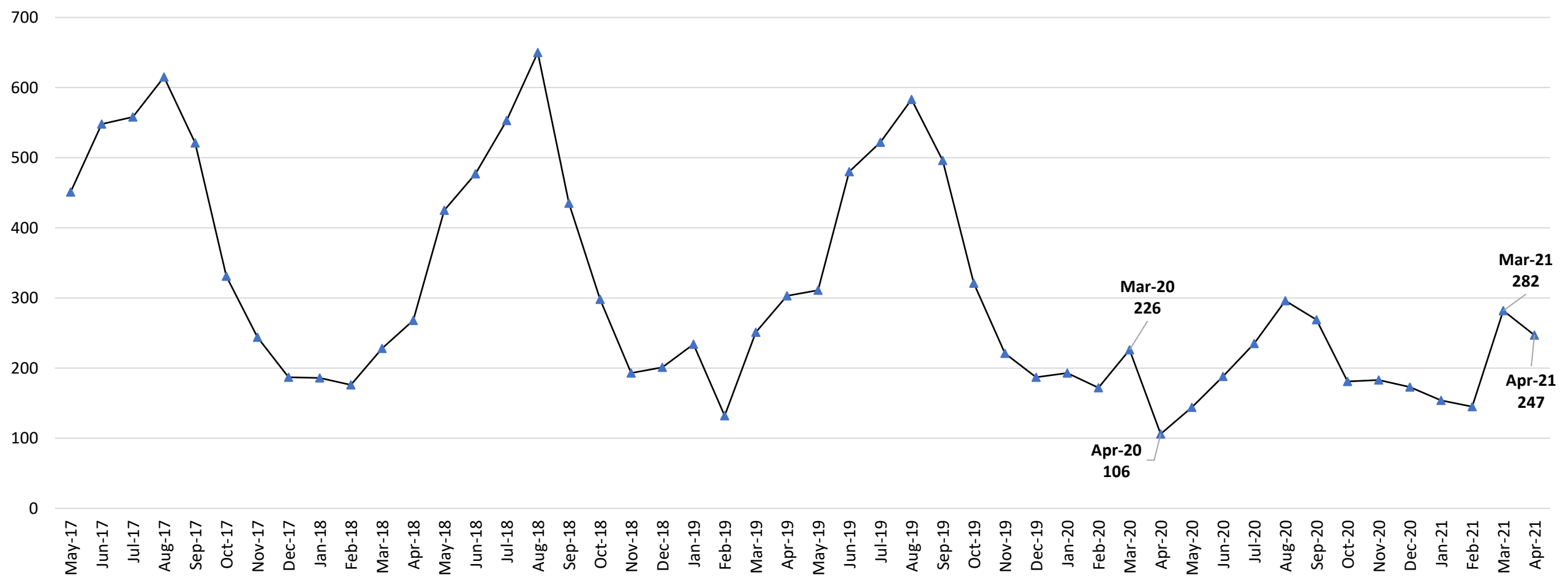


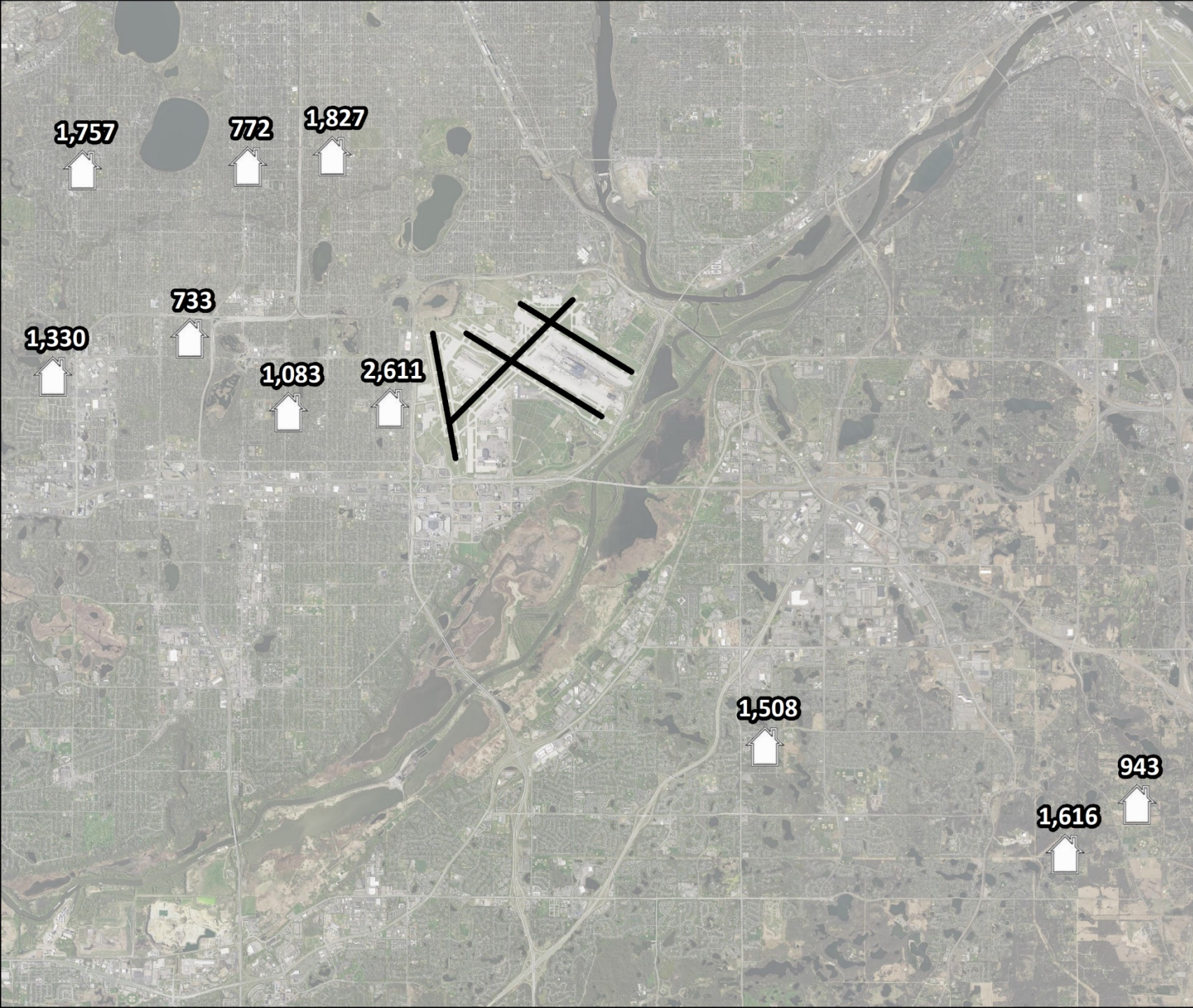
MSP WEEKLY OPERATIONS AND COMPLAINTS CHANGE 2019 BASE YEAR

— WEEKLY OPERATIONS CHANGE —◆— WEEKLY COMPLAINT CHANGE



| March 2021 | | | | April 2021 | | | |
|-------------------|---------------|-----------|--------|-------------------|---------------|-----------|--------|
| COMPLAINTS | | LOCATIONS | | COMPLAINTS | | LOCATIONS | |
| 14,404 | | 282 | | 11,667 | | 247 | |
| Ops per Complaint | New Locations | Average | Median | Ops per Complaint | New Locations | Average | Median |
| 1.6 | 62 | 51 | 4 | 2.0 | 28 | 47 | 4 |





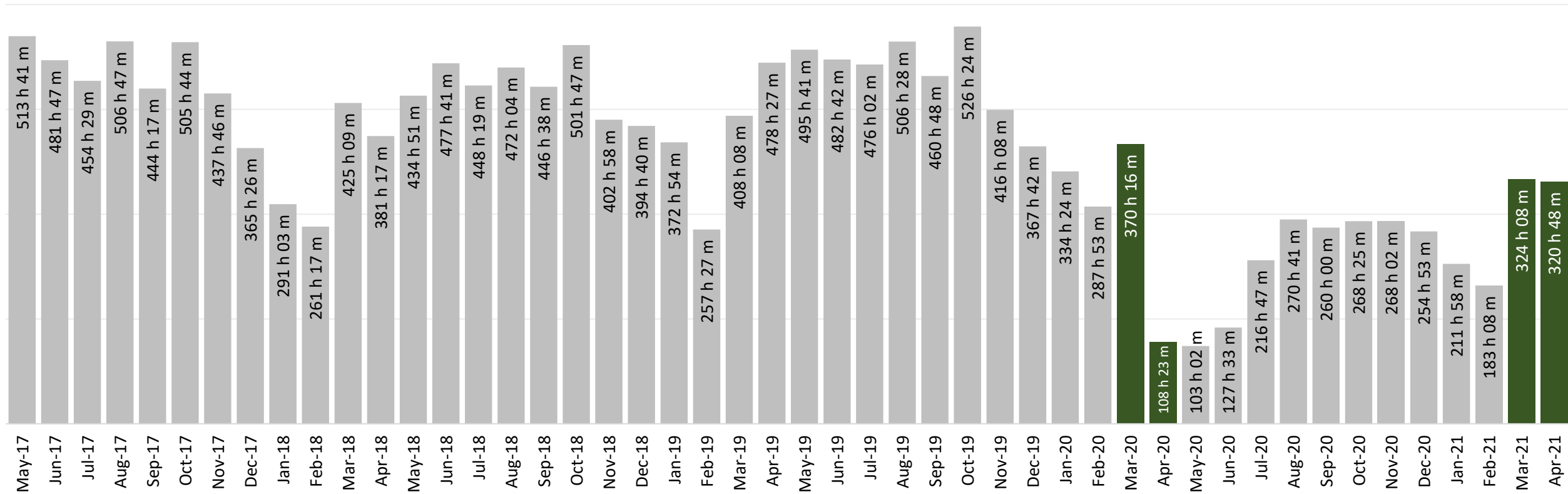
TOP 10 LOCATIONS

FILED
14,180
(54%)
COMPLAINTS DURING MAR & APR

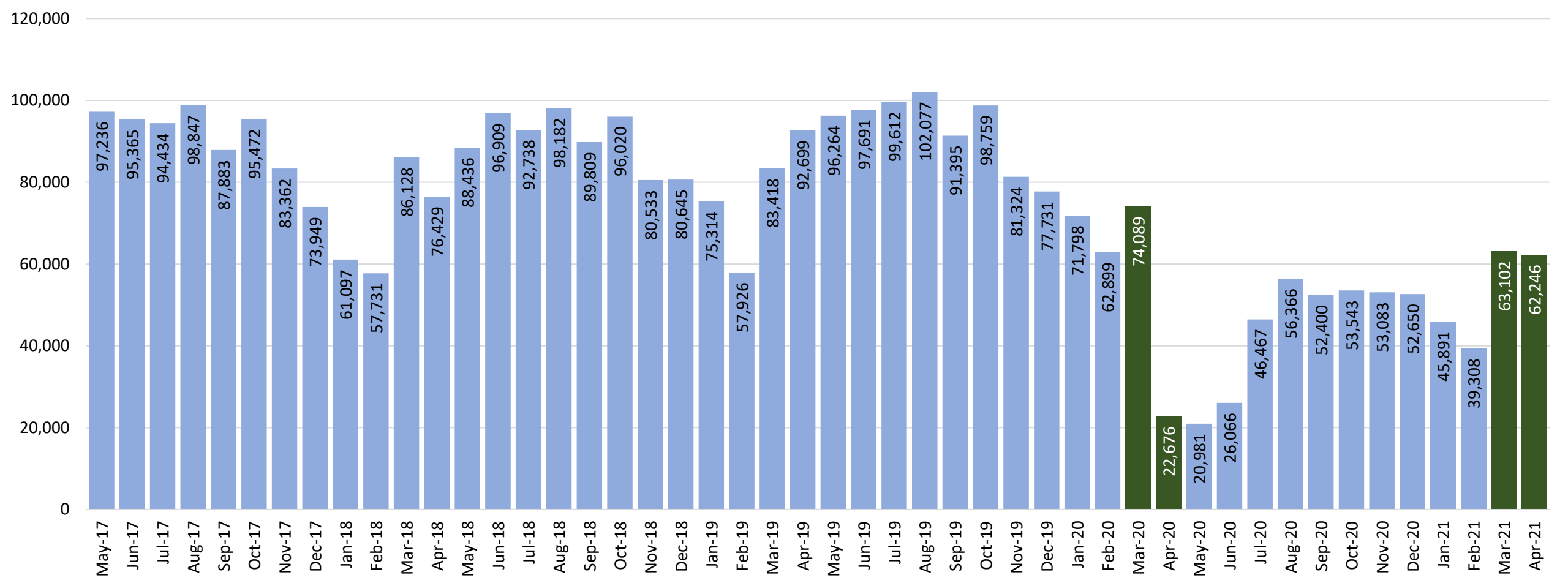
9 OF 10
LOCATIONS WERE IN THE TOP 10
FOR JAN – FEB DATA

250
(68%)
LOCATIONS FILED 10 OR LESS
COMPLAINTS

| March 2021 | | | April 2021 | | |
|-------------|---------------------------------------|--------------------------------|-------------|---------------------------------------|--------------------------------|
| Time Above | 50 TA ⁶⁵ Per Operation | 324 h 08 m TA ⁶⁵ | Time Above | 50 TA ⁶⁵ Per Operation | 320 h 48 m TA ⁶⁵ |
| Count Above | 2.69 N ⁶⁵ Per Operation | 63,102 N ⁶⁵ | Count Above | 2.71 N ⁶⁵ Per Operation | 62,246 N ⁶⁵ |



| March 2021 | | | April 2021 | | |
|-------------|---------------------------------------|--------------------------------|-------------|---------------------------------------|--------------------------------|
| Time Above | 50 TA ⁶⁵ Per Operation | 324 h 08 m TA ⁶⁵ | Time Above | 50 TA ⁶⁵ Per Operation | 320 h 48 m TA ⁶⁵ |
| Count Above | 2.69 N ⁶⁵ Per Operation | 63,102 N ⁶⁵ | Count Above | 2.71 N ⁶⁵ Per Operation | 62,246 N ⁶⁵ |



March 2021

| | |
|-----------|--------------|
| Runway 17 | 99.3% |
|-----------|--------------|

| | |
|----------|--------------|
| Corridor | 94.8% |
|----------|--------------|

| | |
|-----------|--------------|
| Cross Day | 15.1% |
|-----------|--------------|

| | |
|-------------|--------------|
| Cross Night | 34.8% |
|-------------|--------------|

April 2021

| | |
|-----------|--------------|
| Runway 17 | 99.1% |
|-----------|--------------|

| | |
|----------|--------------|
| Corridor | 91.8% |
|----------|--------------|

| | |
|-----------|--------------|
| Cross Day | 15.7% |
|-----------|--------------|

| | |
|-------------|------------|
| Cross Night | 40% |
|-------------|------------|

RUS

50.6%

Arrive – **44%**

Depart – **58%**

RUS

51.7%

Arrive – **65%**

Depart – **39%**

ITEM 2

PUBLIC COMMENT PERIOD



NOISE OVERSIGHT COMMITTEE
MAY 19, 2021

ITEM 2

PUBLIC COMMENT PERIOD

Speaking at a Meeting

- Each speaker will have one opportunity to speak and is allotted three (3) minutes.
- When called upon to speak, speak clearly, state your name and address. If you are affiliated with any organization, please state your affiliation.
- Commenters shall address their comments to the NOC and not to the audience.
- Use of profanity, personal attacks, or threats of violence will not be tolerated.



NOISE OVERSIGHT COMMITTEE
MAY 19, 2021

4.1 – CONVERGING RUNWAY OPERATIONS UPDATE



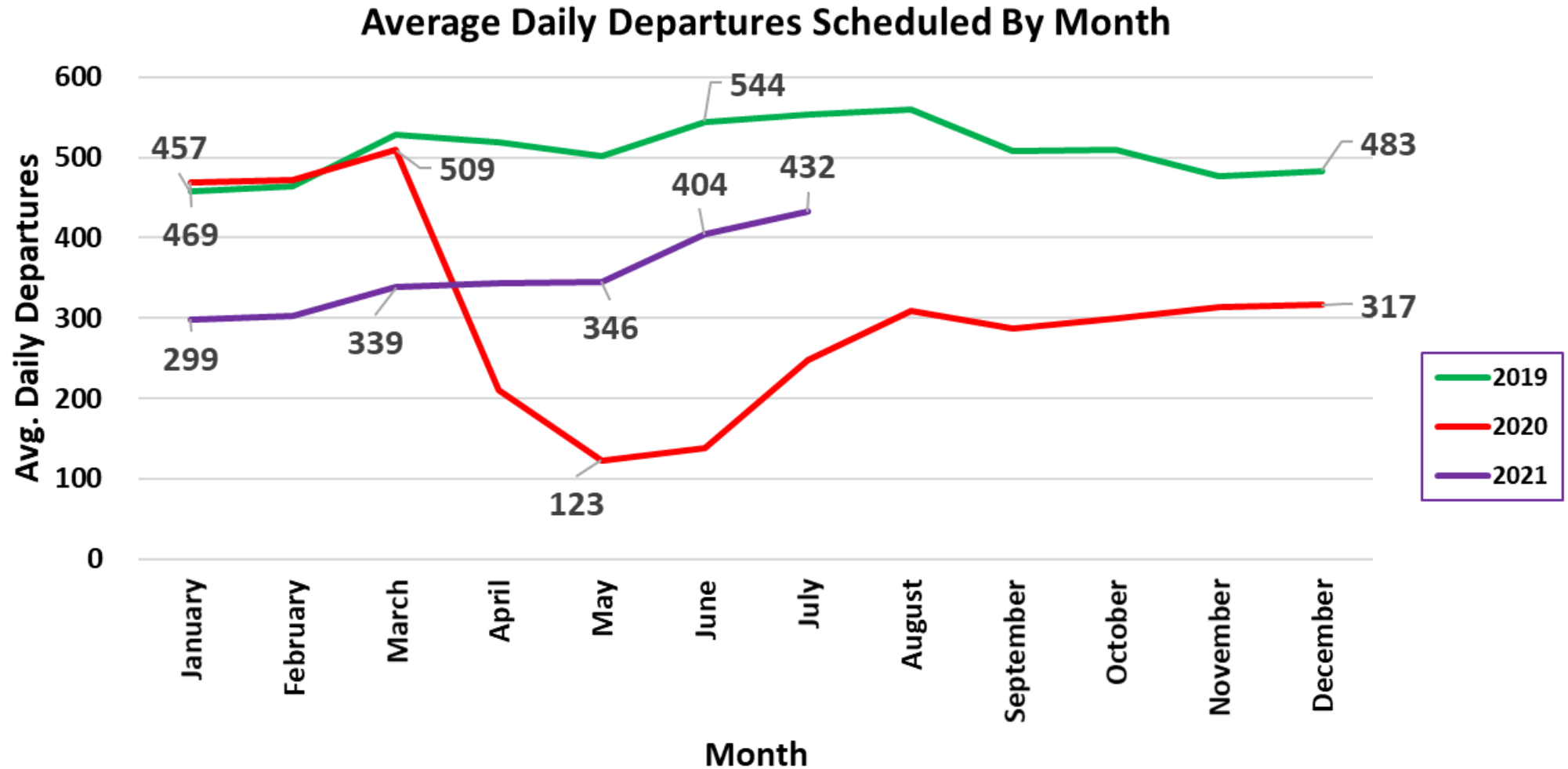
NOISE OVERSIGHT COMMITTEE
MAY 19, 2021

4.2 – MSP AIR SERVICE UPDATES



**NOISE OVERSIGHT COMMITTEE
MAY 19, 2021**

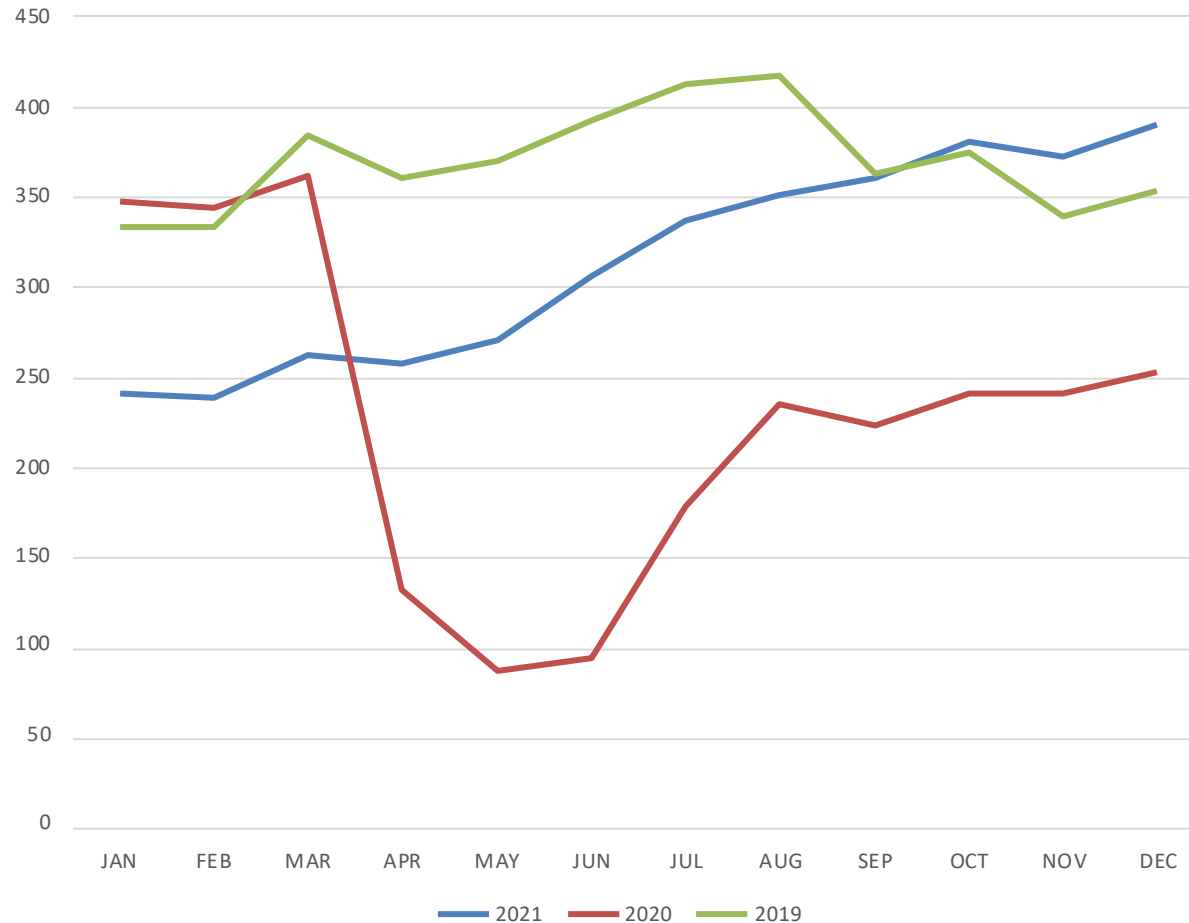
MSP Average Daily Departures Scheduled by Month



DL MSP Scheduled Operations – 2019-2021

Recovery of MSP service towards pre-COVID levels continues

DL MSP Avg Daily Departures



- Data shown is for flights operated thru APR21 and for flights available for sale MAY21-DEC21
- Actual 2021 operations are subject to change and are dependent on lifting of travel restrictions and distribution of vaccines

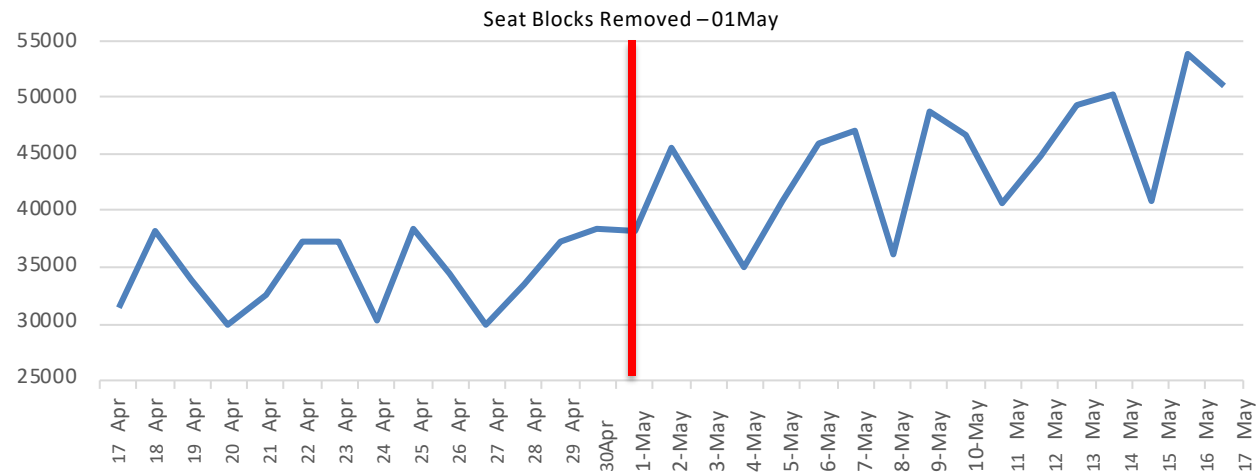
Summer Schedule Highlights

- International Market Resumptions– KEF (27May) & CDG (07Jul)
- Domestic Market Resumptions – MLI, JAC, RIC, TYS LEX, XWA & LNK in June; JAX, AZO, SJC & DAY in JUL
- Bank structure rebuilds with the addition of 07, 11 and 22 banks

DL MSP – After Seat Blocks Removed

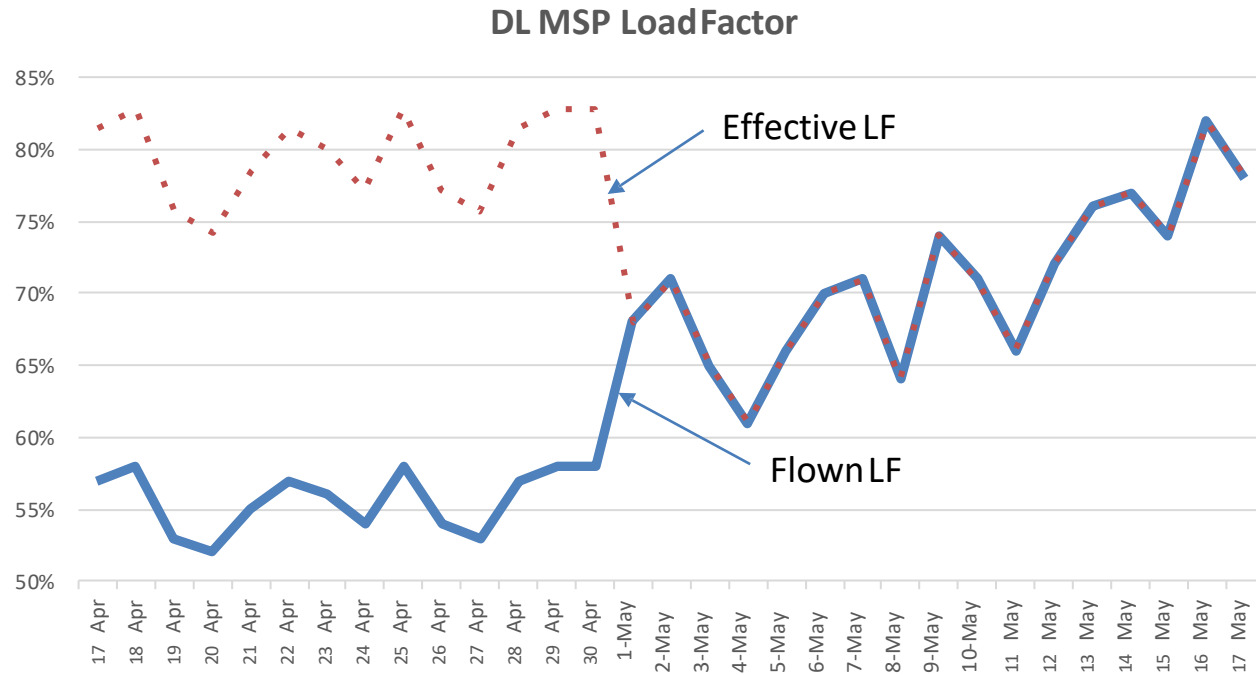
Boarded Passenger Counts have accelerated.....

DL MSP Passengers Boarded

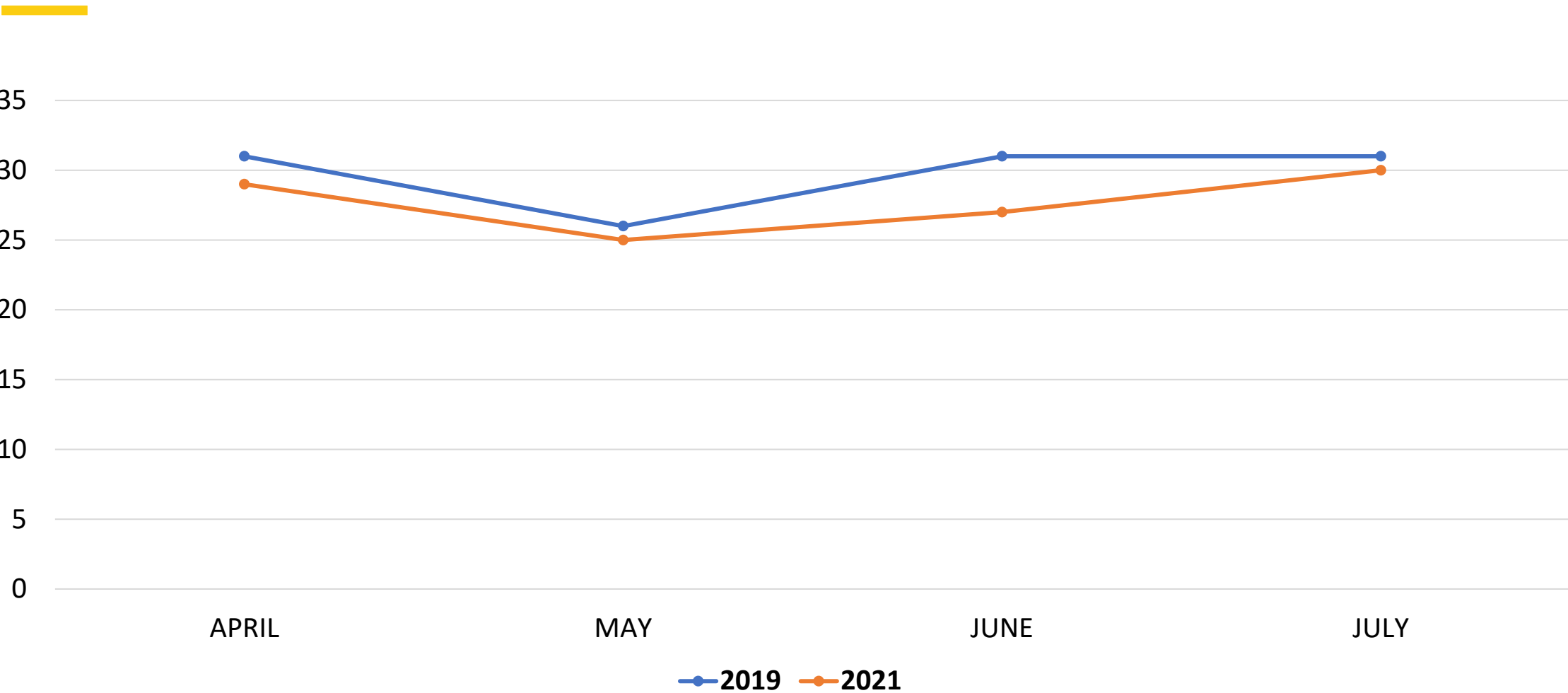


DL MSP – After Seat Blocks Removed

....as Effective Load Factor approaches April levels



SY Average Daily Departures



4.3 – MEET THE FLEET



NOISE OVERSIGHT COMMITTEE
MAY 19, 2021

Meet the Fleet



CRJ-900
Endeavor Air



4.4 – REVIEW OF SPRING LISTENING SESSION



NOISE OVERSIGHT COMMITTEE
MAY 19, 2021

Winter Listening Session

- April 28, 2021, 6pm
- Virtual Session via Teams
- Meeting Attendees
 - Three residents from Minneapolis
 - One resident from Saint Bonifacius
 - Sean Fortier, FAA
 - Kurt Mara, FAA
 - Nitin Rao, FAA
 - NOC representatives Jeff Hart, Linea Palmisano, and Chris Finlayson
 - Three MAC staff



ITEM 5

ANNOUNCEMENTS

July NOC Meeting

Wednesday, July 21, 2021 @ 1:30 PM

Location: TBA

Summer Listening Session

Wednesday, July 28, 2021 @ 6 PM

Location: TBA



NOISE OVERSIGHT COMMITTEE
MAY 19, 2021