



NOISE OVERSIGHT COMMITTEE

November 16, 2022

Audio recordings are made of this meeting

Agenda

**1. Guest Speaker: MAC/MSP Updates – MAC Chief
Operating Officer Roy Fuhrmann**

2. Consent

2.1 – Approval of July 20, 2022 and September 21, 2022
Meeting Minutes

2.2 – Reports

2.2.1 – Monthly Operations Reports: September and
October 2022

2.2.2 – Review of Fall Listening Session

2.2.3 – Review of Residential Noise Mitigation Program
Implementation Status

3. Public Comment Period

4. Business

4.1 – Review and Approval of the 2022 NOC Accomplishments,
2023 NOC Work Plan, 2023 NOC Meeting Dates

5. Information

5.1 – 2023 Construction Updates

6. Announcements

7. Adjourn



**NOISE OVERSIGHT COMMITTEE
NOVEMBER 16, 2022**

1 GUEST SPEAKER: MAC/MSP UPDATES – MAC CHIEF OPERATING OFFICER ROY FUHRMANN



NOISE OVERSIGHT COMMITTEE
NOVEMBER 16, 2022

Emerging from the Pandemic

MSP Noise Oversight Committee
November 16, 2022



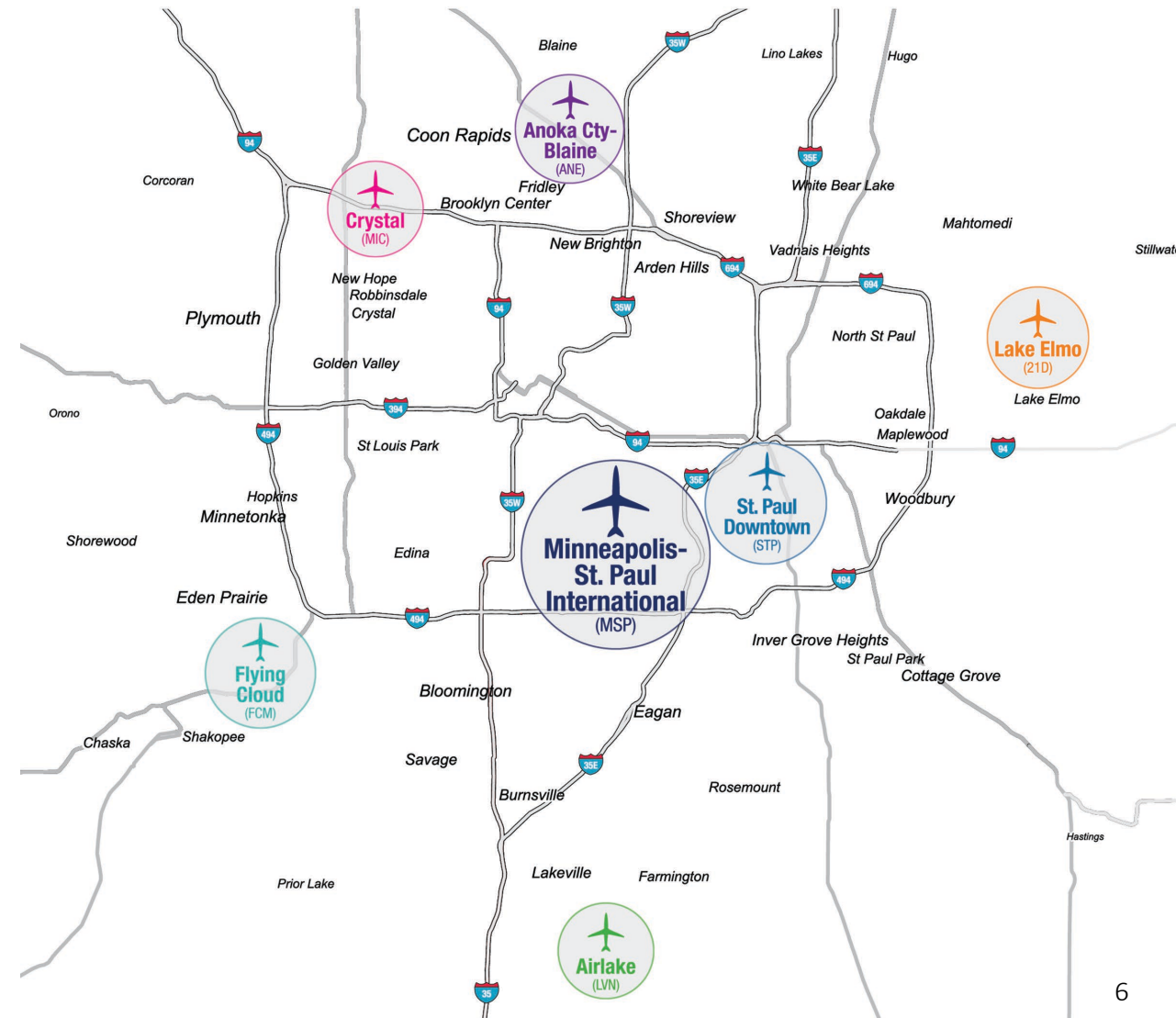
1

Metropolitan Airports Commission



The MAC Airport System

- The MAC was established in 1943 by the State of Minnesota
- The MAC first operated Wold-Chamberlain Field (now MSP Airport) on the west side of the metro, and Holman Field on the east side (now St. Paul Downtown Airport)
- With 7 airports, MAC operates one of the largest airport systems in America





Commission Chair
Rick King



District A
Carl Crimmins



District B
Braj Agrawal



District C
James Lawrence



District D
Timothy Baylor



District E
James Deal



District F
Rodney Skoog



District G
Richard Ginsberg



District H
Yodit Bizen



City of Minneapolis
Lelli Fatehi



City of St. Paul
Ikram Kolliso



Outstate St. Cloud
Patti Gartland



Outstate Duluth
Donald Monaco



Outstate Thief River Falls
Dixie Hoard



Outstate Rochester
Randy Schubring



Metropolitan Airports Commission

2

COVID-19 Impacts



Pandemic – Industry Impact

- U.S. airports = losses of \$40 billion
March 2020-March 2022
- Global airports= 2021 losses of \$82 billion
- Global airports= 2022 revenue loss projection of 60.8 billion



Pandemic – Financial Impact

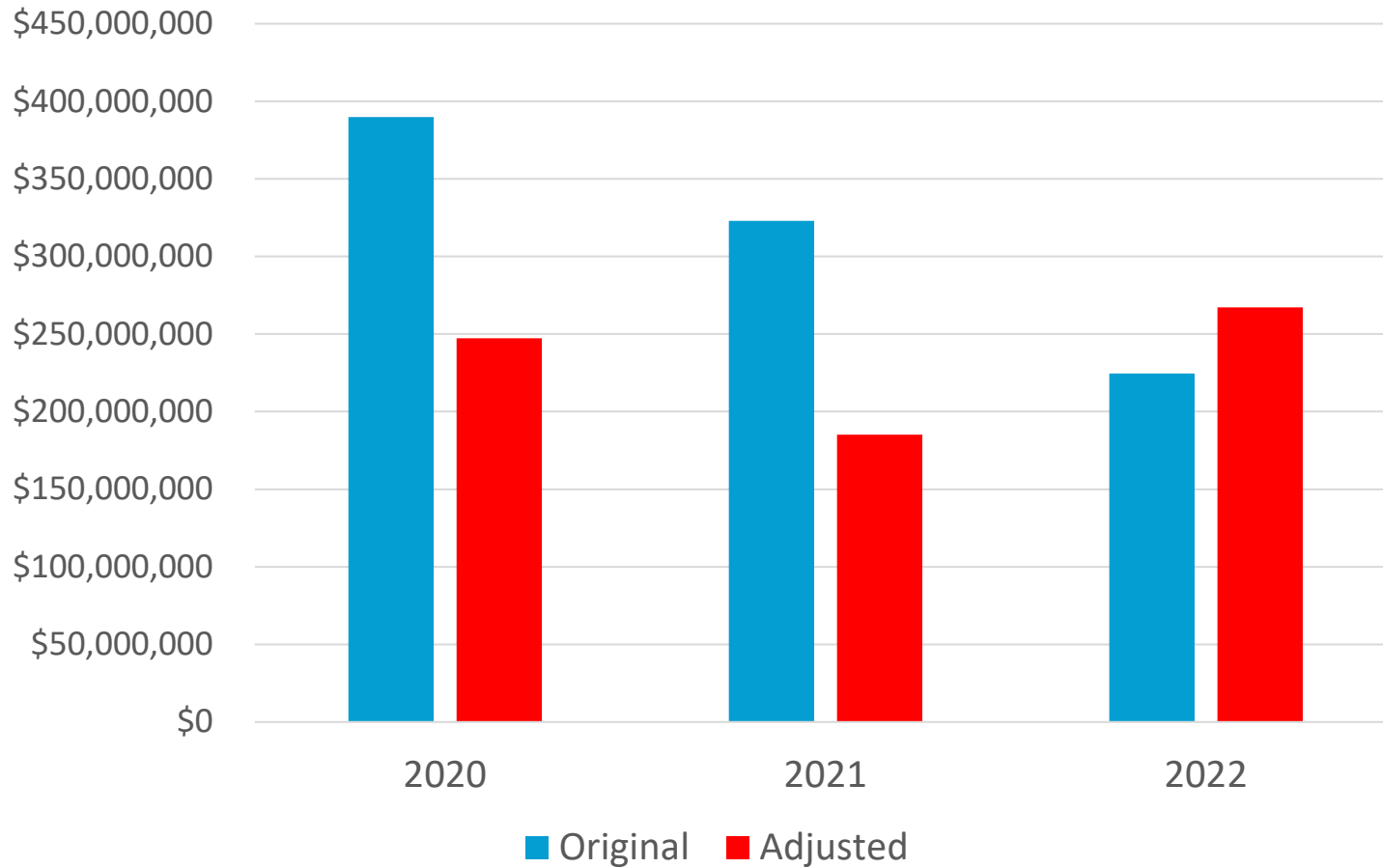
MAC operating revenue:

\$310 million less revenue since 2019



Pandemic – CIP Adjustments to original 2020 Approved Program

\$300 million deferred in 2020-2021



3

COVID-19 Recovery



Pandemic – Enplanements 2019 - 2022



MEA Weekend

TSA Throughput – Busiest Days

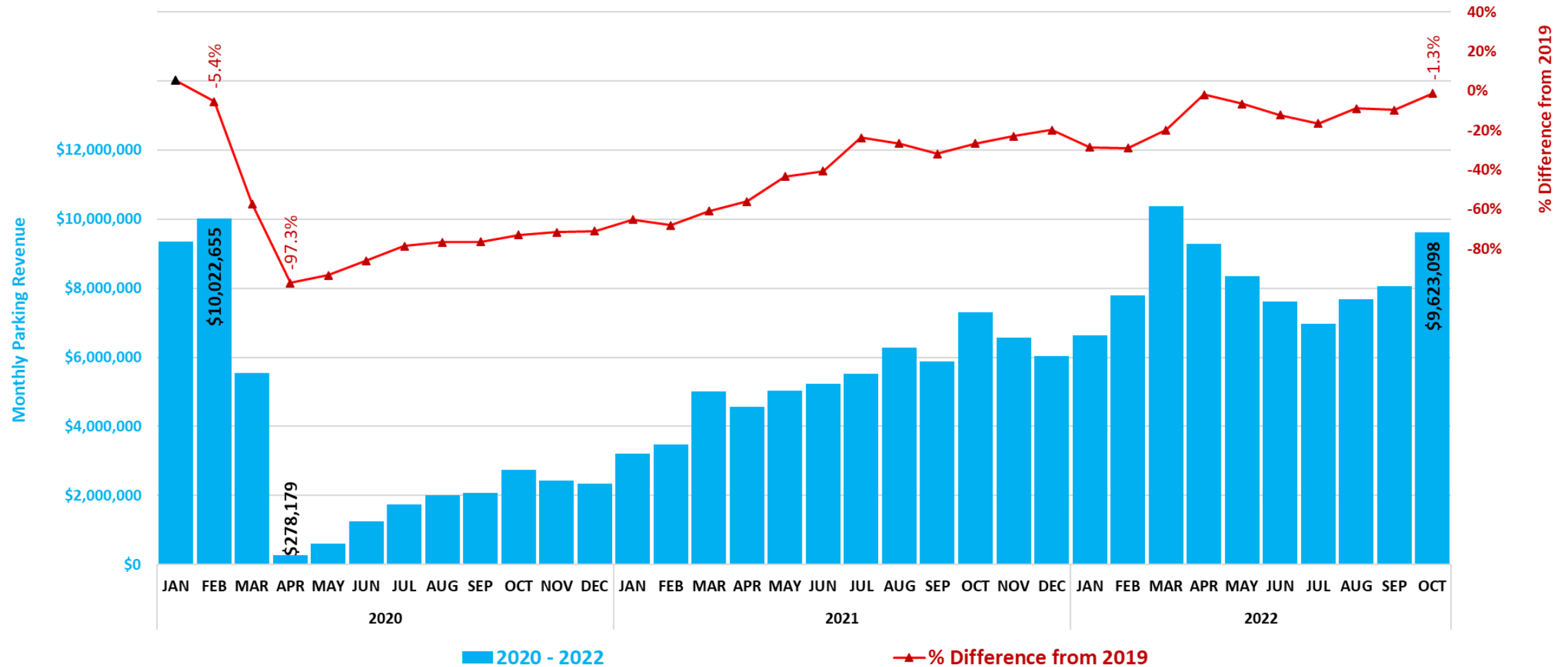
1	Thursday, October 20, 2022	41950
2	Wednesday, October 19, 2022	39989
3	Thursday, March 24, 2022	39517
4	Thursday, October 13, 2022	38723
5	Thursday, August 11, 2022	38689
6	Friday, March 25, 2022	38617
7	Friday, March 4, 2022	38589
8	Sunday, October 16, 2022	38098
9	Sunday, June 12, 2022	37645
10	Thursday, March 10, 2022	37592



Pandemic – Parking Revenue

MSP MONTHLY PARKING REVENUE

2020-2022 Revenue - % Difference from 2019

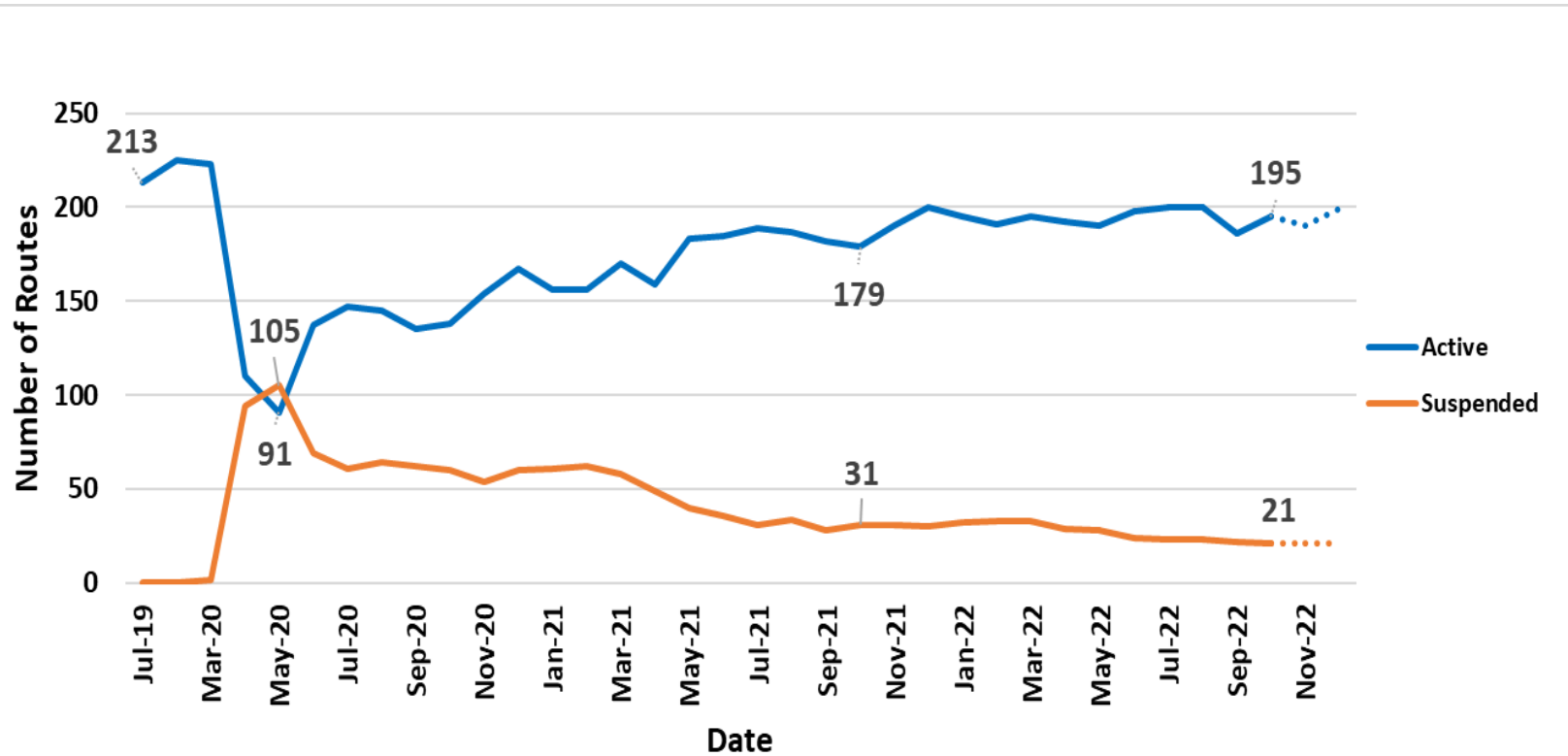


4

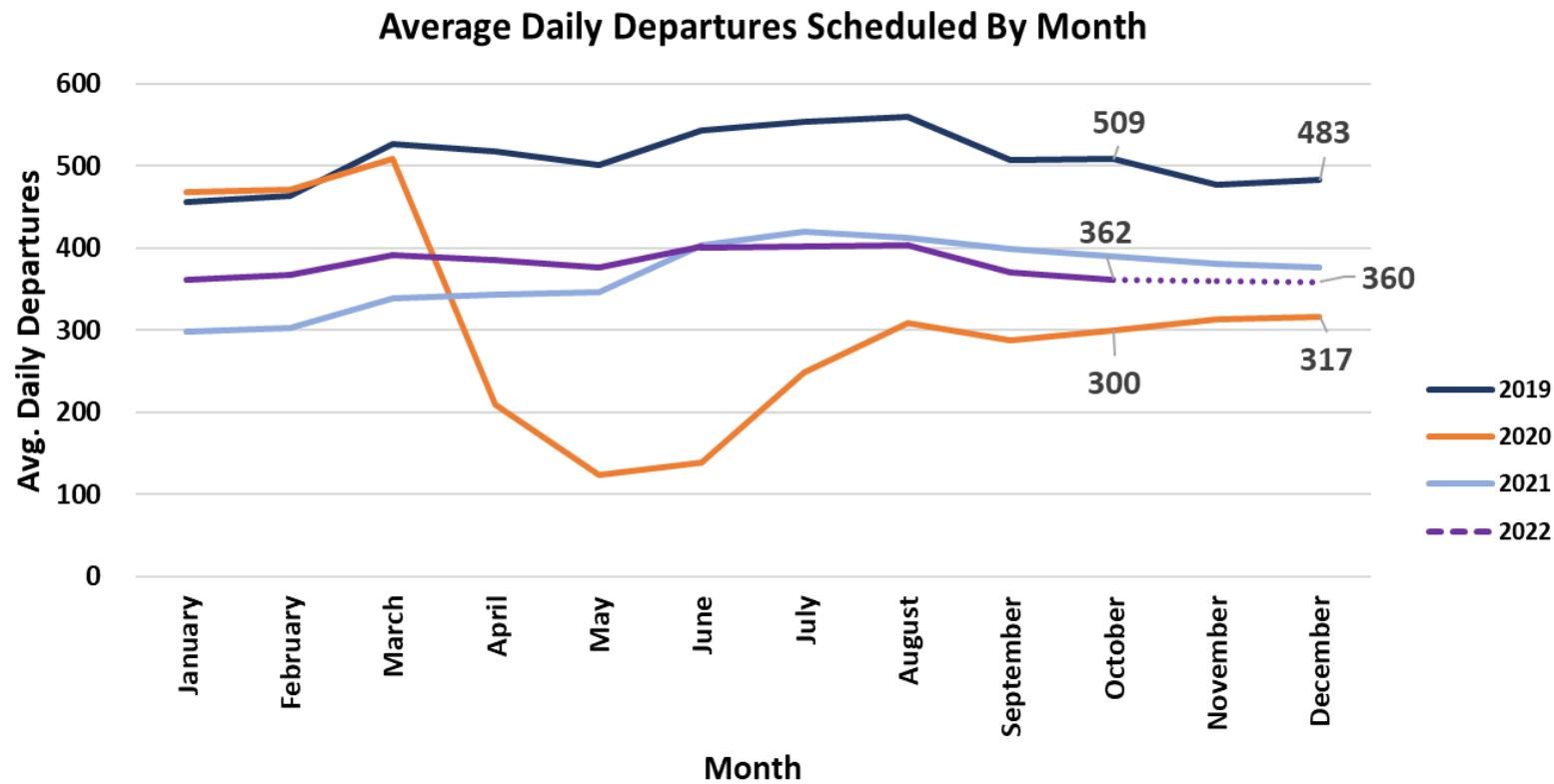
Air Service Recovery



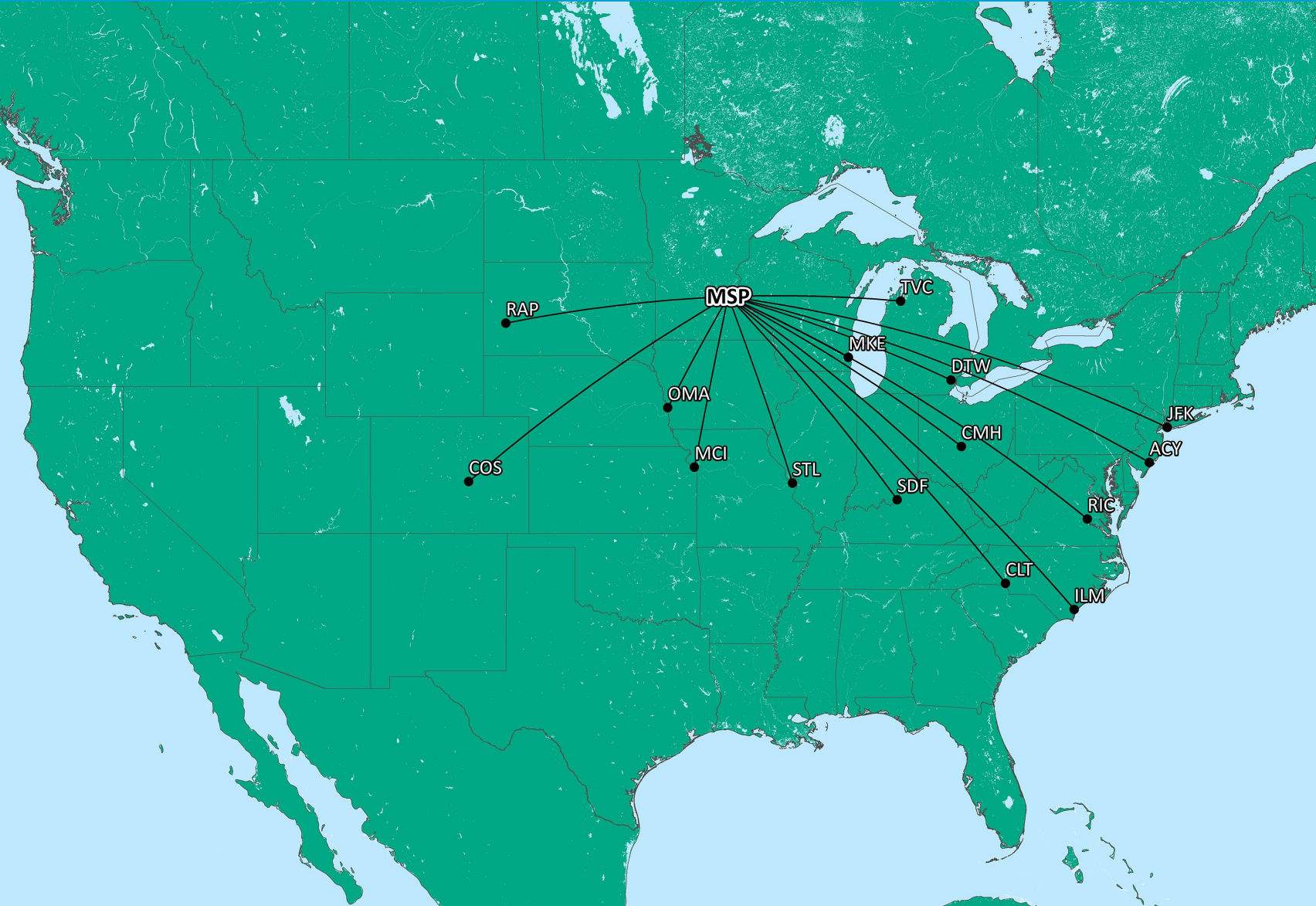
Pandemic Recovery – Non-Stop Routes



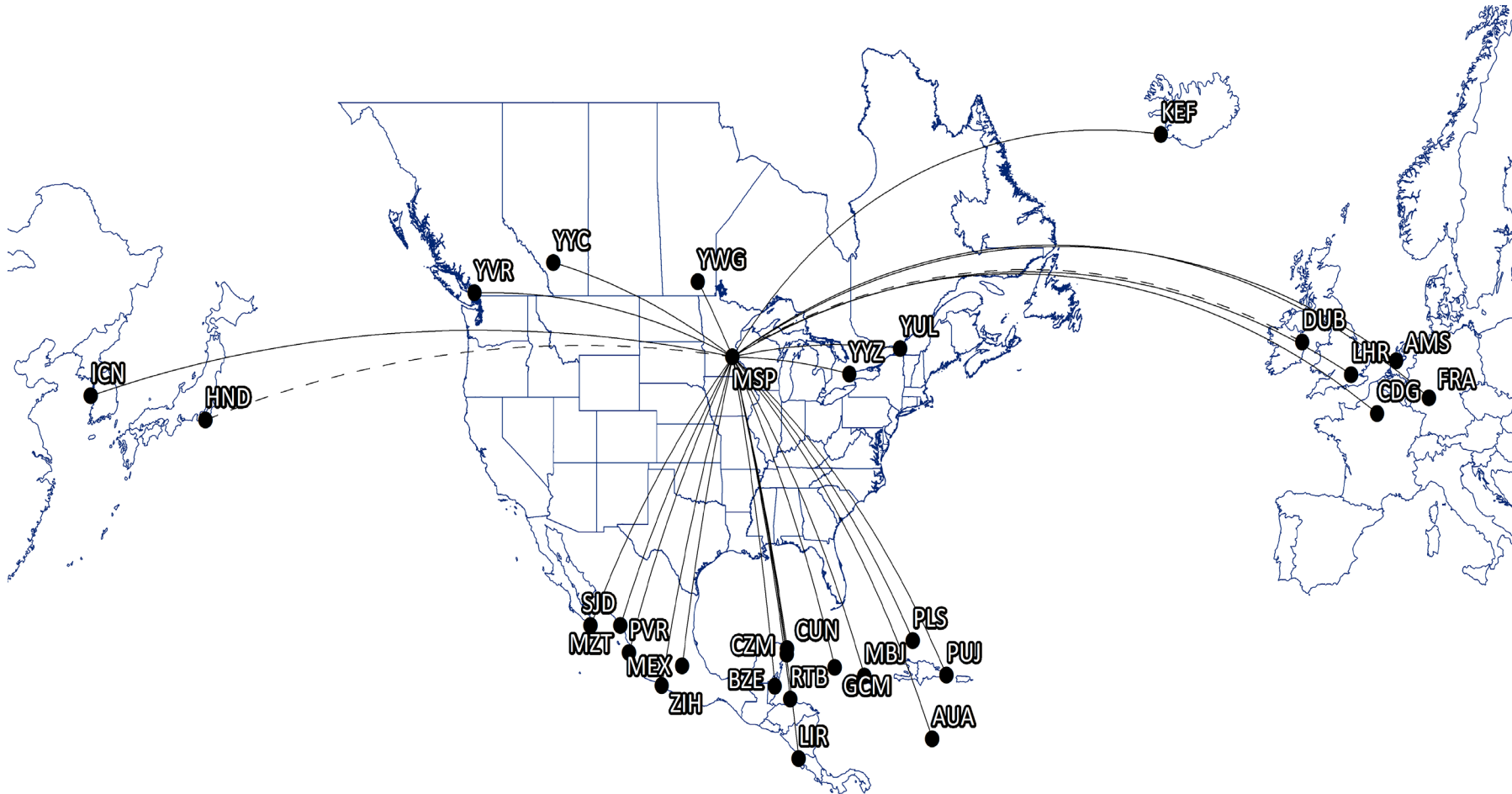
Pandemic Recovery – Average Daily Departures



Domestic Recovery and Growth



Pandemic Recovery – International Air Service

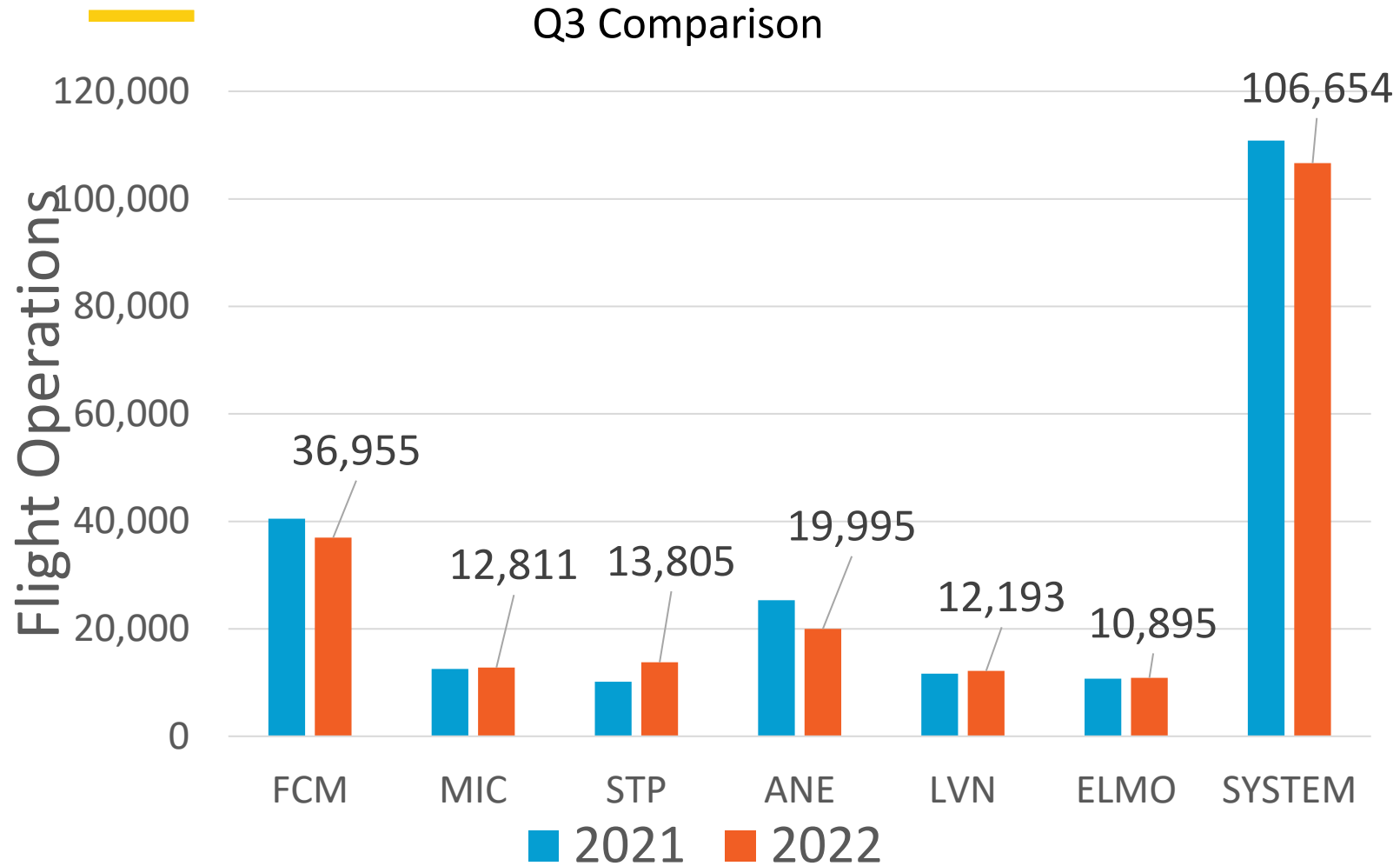


Concessions Recovery

- 95% of venues open
- Custom Burgers/Poppy's
Bagels – G Concourse
- Crisp & Green- G Concourse
- Caribou Coffee – T1 Arrivals



Reliever Airport System



5

Capital Improvement Projects



Silver Ramp Fully Open



Operational Improvements – Terminal 1



G Concourse Expansion and Delta Sky Club



Aircraft Rescue & Firefighting Station | Safety & Security Center

PHASE 1 - ARFF

Airport Rescue and Fire Fighting (ARFF)
Station No. 2

- 2022 Construction Start
- CIP Amount = \$43,200,000

PHASE 2 – Safety and Security Center

- Airport Police Department
- Emergency Communications Center
- Airside Operations
- Emergency Operations Center
- Airport Operations Center



Long-term Planning at MSP

- Consultants were re-engaged in late 2021 to continue tasks remaining on the Long-term Plan (LTP)
- First public draft- December 2022
- Forecast future activity
- Infrastructure needs to meet future demand
- Robust stakeholder engagement



Prioritizing Sustainability



EMISSIONS

80% REDUCTION
in total emissions



WASTE

75% DIVERSION
(reduction, reuse,
recycling...)



WATER

15% REDUCTION
in water use




ENGAGEMENT

SCORE OF 85
Employee
Engagement

6

A Commitment
to Excellence



Ensuring Travel Accessibility



Ensuring Travel Accessibility



Globally Recognized for Customer Service



“MSP Rocks!
It’s my favorite airport in the country...
thankfully, it is my home airport!”

Actual customer comment



Best Airport in North America

The ASQ program scores airports based on customer surveys conducted at airports in 91 countries. Customers answer questions about 34 key performance indicators to measure their satisfaction with their airport experience.

Category: 25-40 million passengers



StarTribune

2021 PULITZER PRIZE FOR BREAKING NEWS

Business

Opinion

Variety



Obituaries

Classifieds

Autos

MSP flies highest in J.D. Power ranking of nation's largest airports

Minneapolis-St. Paul International Airport finished for the first time atop the latest J.D. Power survey of passenger ...

StarTribune · 8d

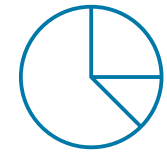
7



The Importance of Recovery



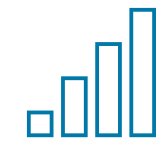
Economic Impact Study



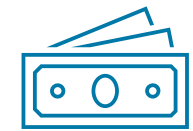
\$15.9 Billion
Total economic output



86,000 jobs



\$973 million
Local, state and federal taxes



\$2.5 Billion
Visitor Spending

Thank You

mspairport.com

metroairports.org

2.2.1 – MONTHLY OPERATIONS REPORTS: SEPT AND OCT 2022



NOISE OVERSIGHT COMMITTEE
NOVEMBER 16, 2022

MSP OPERATIONS

September 2022

25,289

Operations

1,368

Nighttime Operations
(10:30 PM – 6:00 AM)

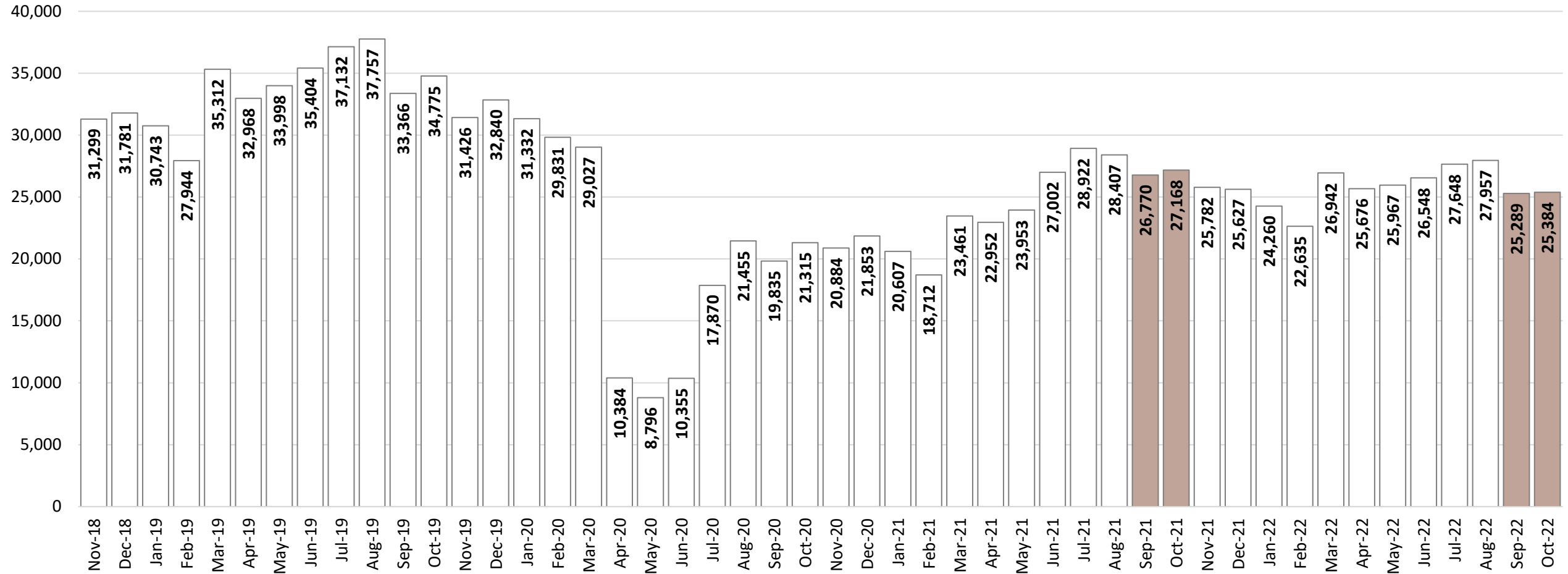
October 2022

25,384

Operations

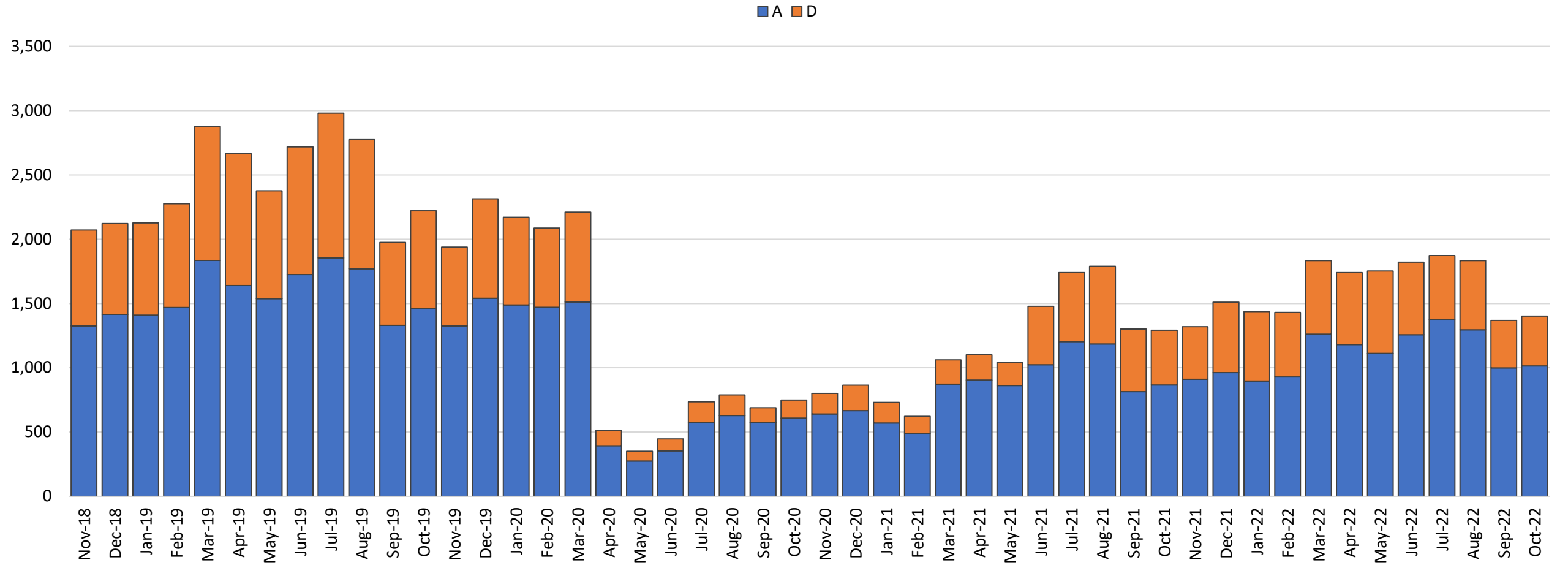
1,401

Nighttime Operations
(10:30 PM – 6:00 AM)



MSP OPERATIONS

September 2022		October 2022	
25,289	1,368	25,384	1,401
Operations	Nighttime Operations (10:30 PM – 6:00 AM)	Operations	Nighttime Operations (10:30 PM – 6:00 AM)



RUNWAY USE

SEPT 2022

NORTH FLOWS	SOUTH FLOWS	MIXED FLOWS
37%	56%	1%

OCT 2022

NORTH FLOWS	SOUTH FLOWS	MIXED FLOWS
45%	41%	6%

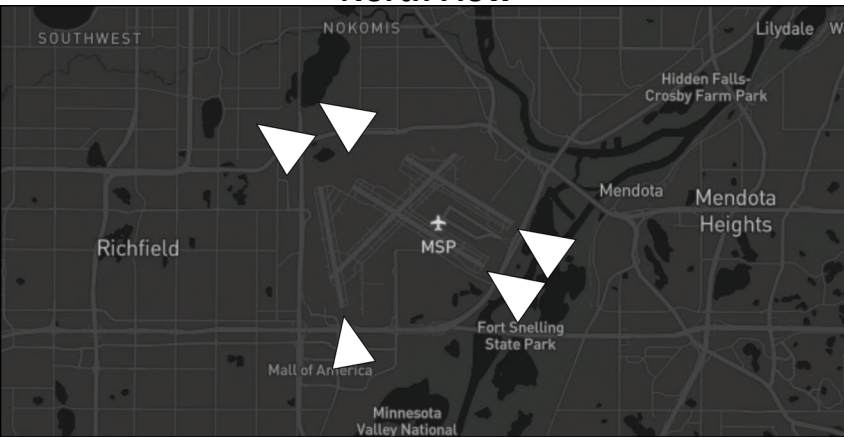
2021 JAN – OCT

NORTH FLOWS	SOUTH FLOWS	MIXED FLOWS
38%	48%	7%

2022 JAN – OCT

NORTH FLOWS	SOUTH FLOWS	MIXED FLOWS
42%	44%	8%

North Flow



South Flow



Mixed Flow



SEPT – OCT RUNWAY USE

50,673
OPERATIONS IN SEPT – OCT

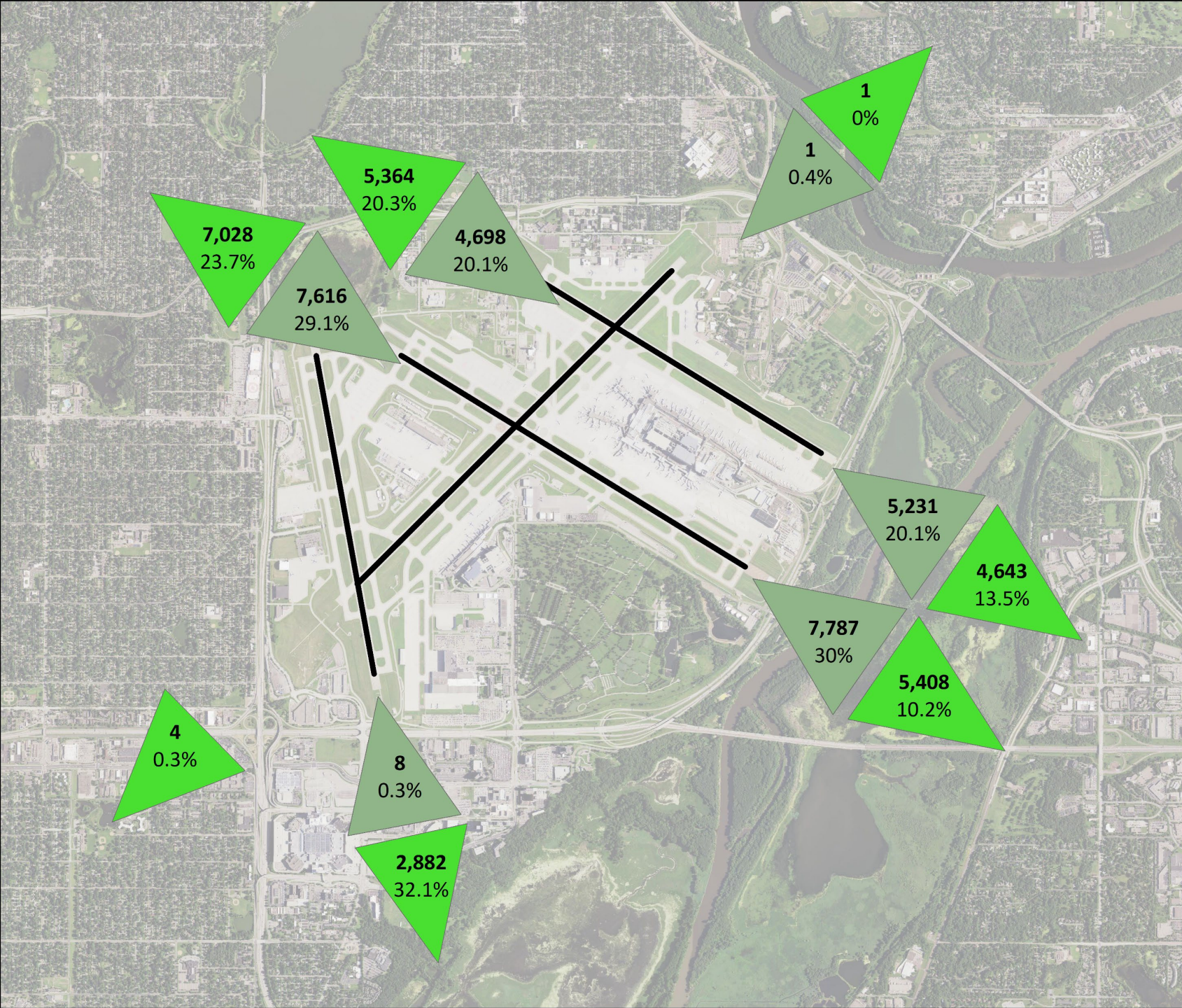
PRIORITY 1	PRIORITY 2	PRIORITY 3	PRIORITY 4
46%	6%	0%	49%

25,341
ARRIVALS

PRIORITY 1	PRIORITY 2	PRIORITY 3	PRIORITY 4
51%	0%	0%	49%

25,332
DEPARTURES

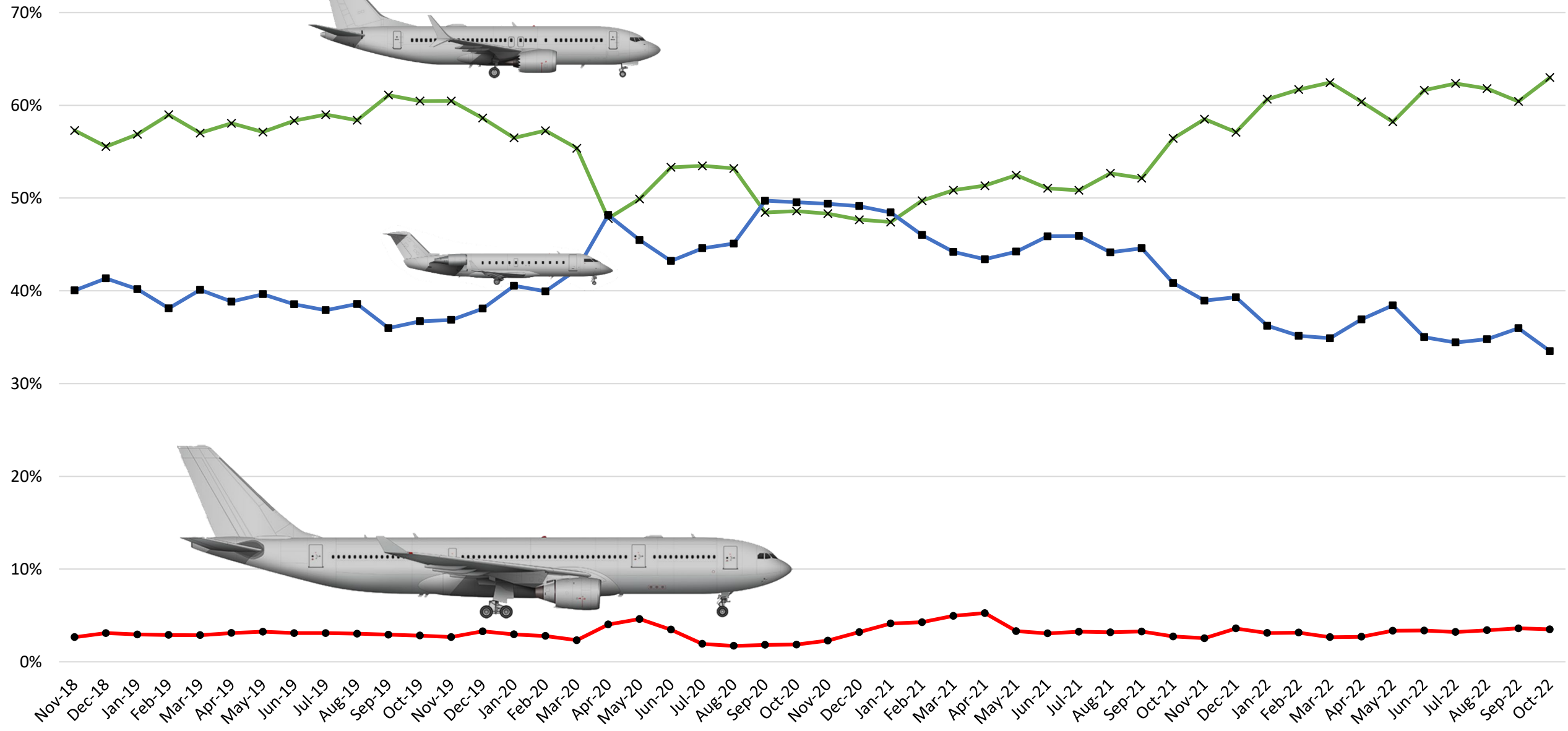
PRIORITY 1	PRIORITY 2	PRIORITY 3	PRIORITY 4
40%	11%	0%	49%



MSP OPERATIONS

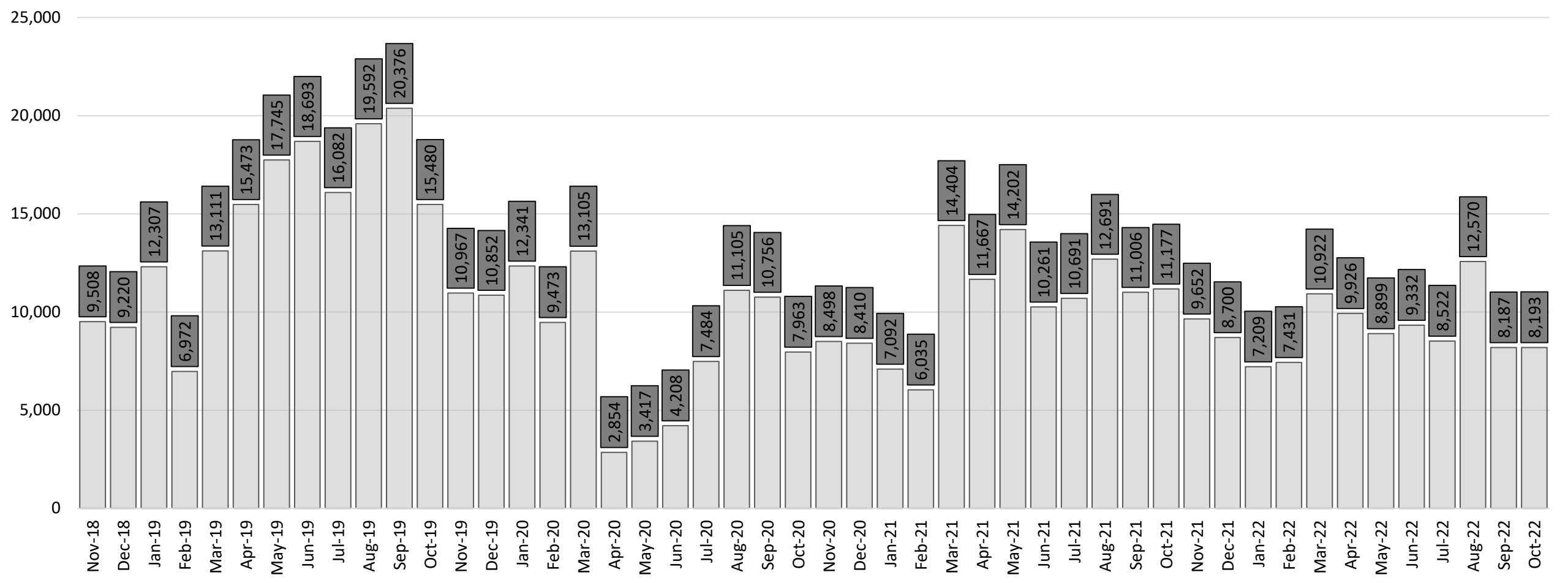
CARRIER JET FLEET MIX

—x— NARROWBODY —■— RJ —●— WIDEBODY



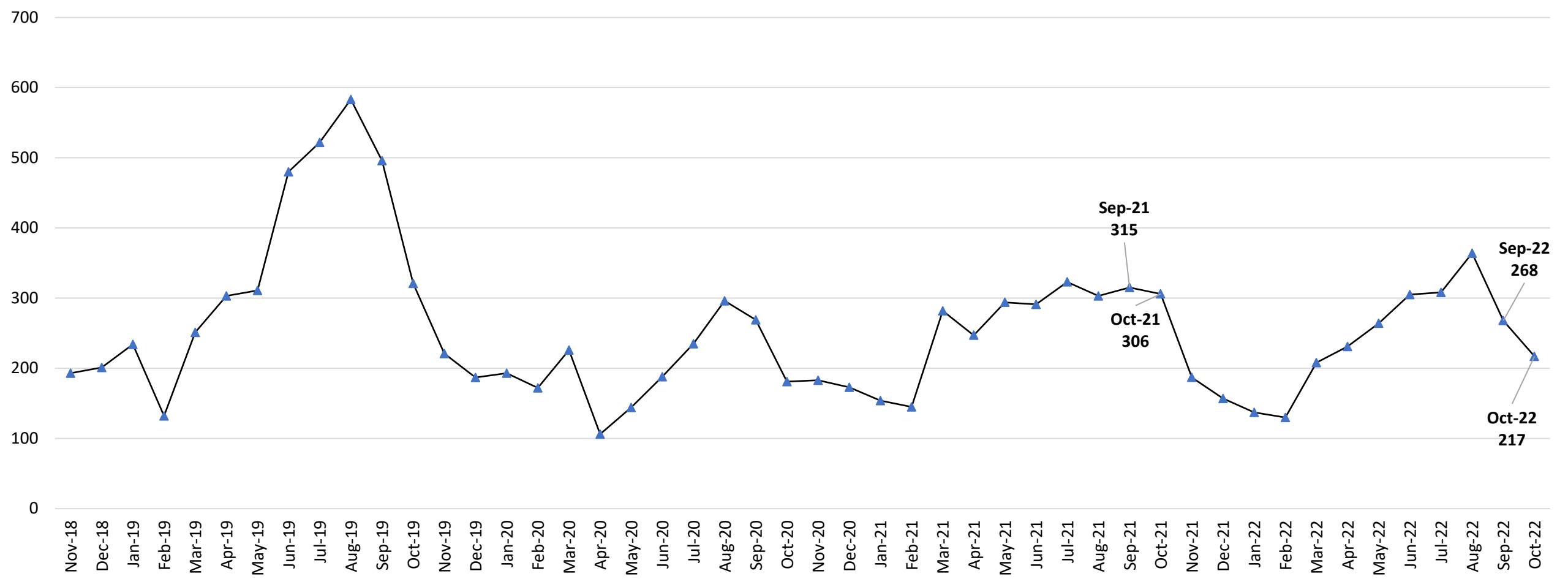
MSP COMPLAINTS

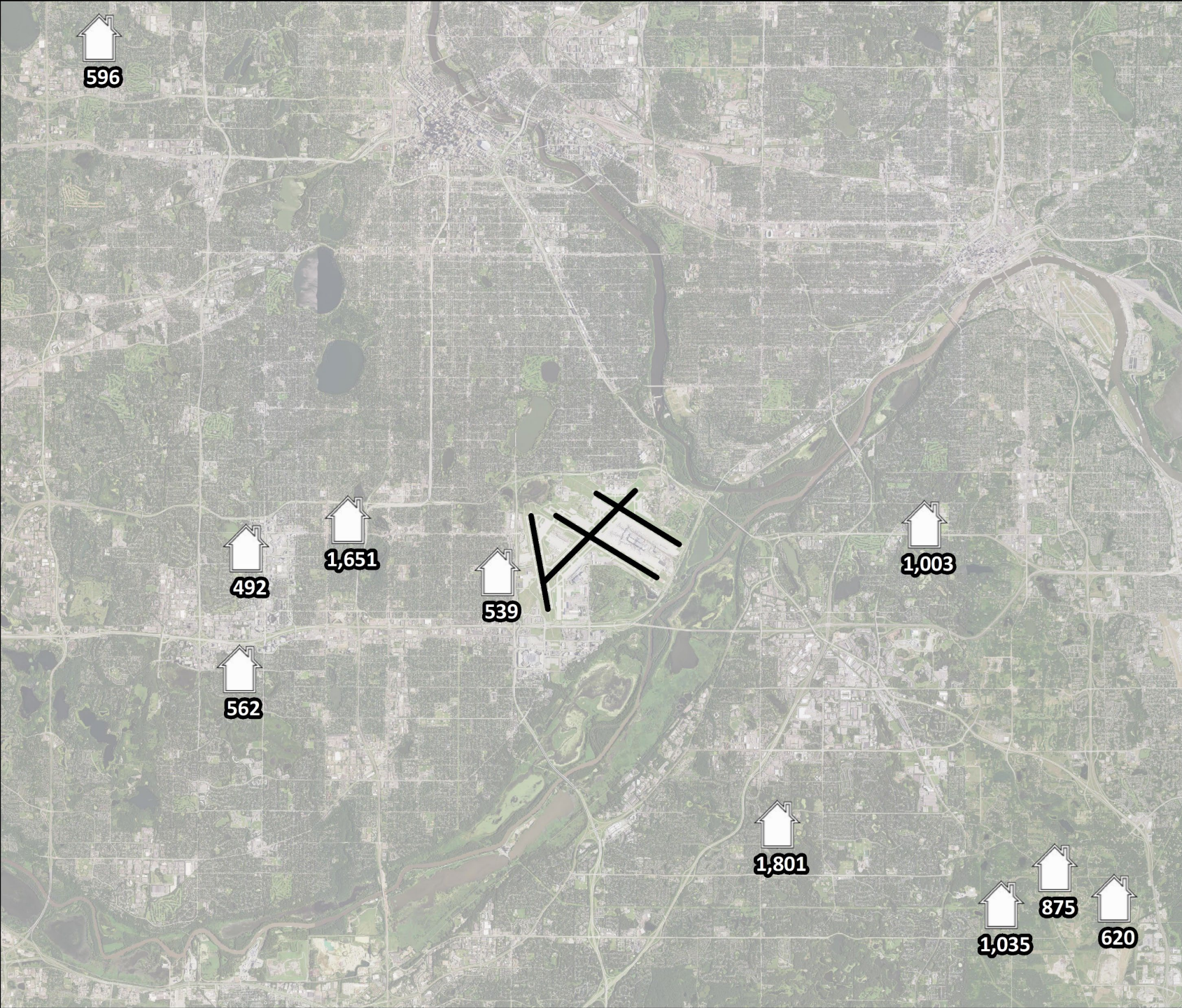
September 2022				October 2022			
COMPLAINTS		LOCATIONS		COMPLAINTS		LOCATIONS	
8,187		268		8,193		217	
Ops per Complaint	New Locations	Average	Median	Ops per Complaint	New Locations	Average	Median
3.1	38	31	3	3.1	10	38	4



MSP COMPLAINTS

September 2022				October 2022			
COMPLAINTS		LOCATIONS		COMPLAINTS		LOCATIONS	
8,187		268		8,193		217	
Ops per Complaint	New Locations	Average	Median	Ops per Complaint	New Locations	Average	Median
3.1	38	31	3	3.1	10	38	4





TOP 10 LOCATIONS

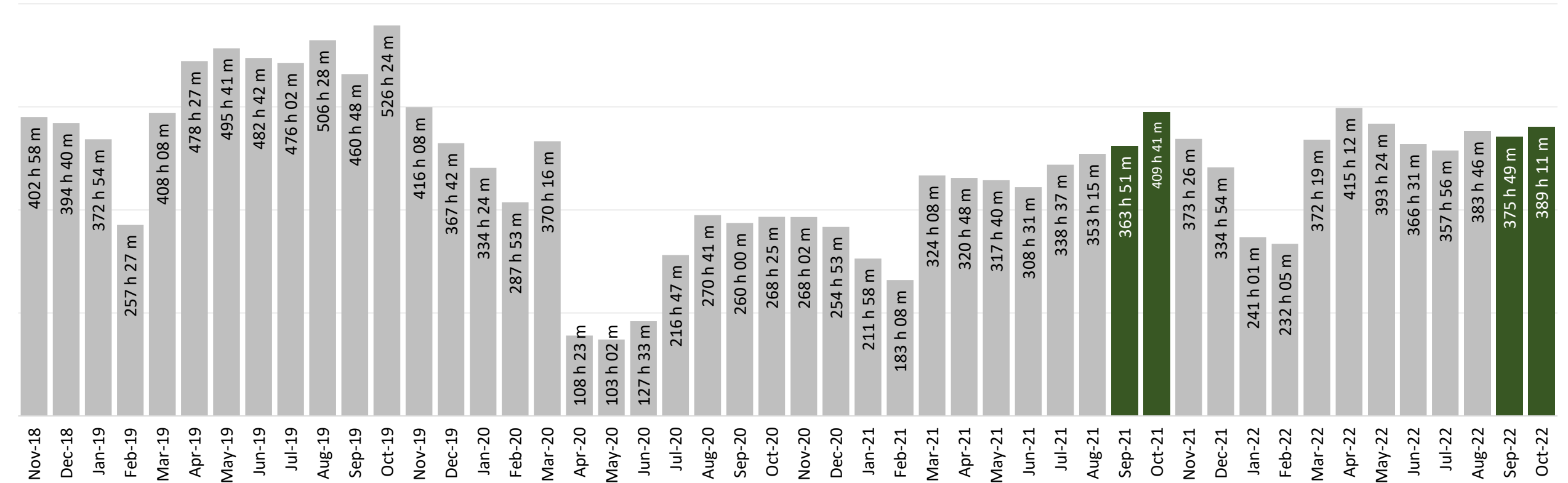
FILED
9,174
(56%)
COMPLAINTS DURING SEPT & OCT

5 OF 10
LOCATIONS WERE IN THE TOP 10
FOR JUL – AUG DATA

247
(71%)
LOCATIONS FILED 10 OR FEWER
COMPLAINTS

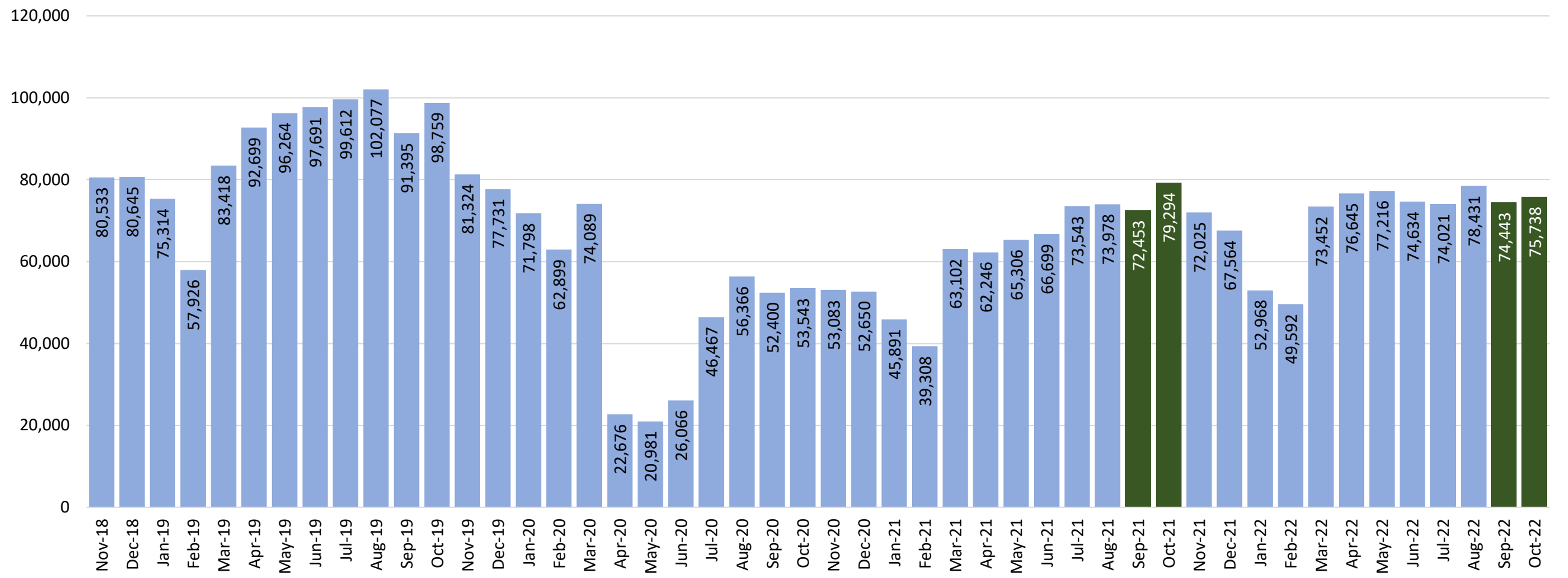
SOUND MONITORING

September 2022			October 2022		
Time Above	54 TA ⁶⁵ Per Operation	375 h 49 m TA ⁶⁵	Time Above	55 TA ⁶⁵ Per Operation	389 h 11 m TA ⁶⁵
Count Above	2.95 N ⁶⁵ Per Operation	74,443 N ⁶⁵	Count Above	2.99 N ⁶⁵ Per Operation	75,738 N ⁶⁵



SOUND MONITORING

September 2022			October 2022		
Time Above	54 TA ⁶⁵ Per Operation	375 h 49 m TA ⁶⁵	Time Above	55 TA ⁶⁵ Per Operation	389 h 11 m TA ⁶⁵
Count Above	2.95 N ⁶⁵ Per Operation	74,443 N ⁶⁵	Count Above	2.99 N ⁶⁵ Per Operation	75,738 N ⁶⁵



NOISE ABATEMENT

September 2022

October 2022

Runway 17	99.8%
------------------	--------------

EMH Corridor	97.0%
---------------------	--------------

Cross Day	17.1%
------------------	--------------

Cross Night	34.2%
--------------------	--------------

Runway 17	99.6%
------------------	--------------

EMH Corridor	96.9%
---------------------	--------------

Cross Day	19.8%
------------------	--------------

Cross Night	42.5%
--------------------	--------------

RUS	50.8%	Arrive - 44%	Depart - 57%
------------	--------------	--------------	--------------

RUS	51.6%	Arrive - 59%	Depart - 45%
------------	--------------	--------------	--------------

ITEM 3

PUBLIC COMMENT PERIOD



NOISE OVERSIGHT COMMITTEE
NOVEMBER 16, 2022

ITEM 3

PUBLIC COMMENT PERIOD

Speaking at a Meeting

- Each speaker will have one opportunity to speak and is allotted three (3) minutes.
- When called upon to speak, speak clearly, state your name and address. If you are affiliated with any organization, please state your affiliation.
- Commenters shall address their comments to the NOC and not to the audience.
- Use of profanity, personal attacks, or threats of violence will not be tolerated.



NOISE OVERSIGHT COMMITTEE
NOVEMBER 16, 2022

3.1 – REVIEW AND APPROVAL OF THE 2022 NOC ACCOMPLISHMENTS, 2023 NOC WORK PLAN, 2023 NOC MEETING DATES



**NOISE OVERSIGHT COMMITTEE
NOVEMBER 16, 2022**

2022 NOC Accomplishments

1. Received ongoing review of MSP monthly operations reports which include aircraft noise complaints, operations, runway use, noise events, and compliance with noise abatement procedures.
2. Evaluated citizen input received during quarterly Listening Sessions as possible discussion topics at future NOC meetings.
3. Completed a [Fleet Mix and Nighttime Operations Assessment](#) which, in addition to evaluating fleet mix and nighttime operations, included certificated noise levels for aircraft operating at MSP and aircraft altitude trends.
4. Completed the [2021 MSP Complaint Data Assessment](#).
5. Pursuant to the Second Amendment to the Consent Decree, reviewed the [MSP 2021 Annual Noise Contour Report](#) published February 2022. The report noted that based on the 303,844 total operations at MSP in 2021, the actual 60 dB DNL contour is 45% smaller than the 2007 forecast contour, and the 65 dB DNL contour is 54% smaller.
6. Worked collaboratively with the FAA and City of Eagan on the development of a new best practice to shift departures using the COULT fix to the parallel runways during periods of low airport demand to reduce the number of departures that overfly central Eagan.
7. Received updates from Delta Air Lines, Sun Country Airlines and the MAC's Director of Air Service Development about airline schedules and impact to airport operations resulting from the COVID-19 pandemic.
8. Received an overview of the new metroairports.org website.
9. Received a briefing from FAA on their Neighborhood Environmental Survey and FAA's Noise Policy Review efforts.
10. Received an update from FAA on the VOR Minimum Operational Network Project.

2022 NOC Accomplishments

11. Received updates on airfield construction activity.
12. Received updates on on-going outreach activities including the [Meet the Fleet](#) series.
13. Reviewed aviation-related research initiatives from FAA Center of Excellence/ASCENT, TRB, and other researchers.
14. Heard from MAC Chief Operating Officer, Roy Fuhrmann on updates on the organization, recent accolades, trends in passengers and operations, and future development at MSP.
15. Heard from Lt. Col. Denny Paulsen with the 133rd Airlift Wing of the MN Air National Guard on activity and operations.
16. Supported continuation of the MSP noise mitigation program through a Third Amendment to the Consent Decree and heard from MAC Commission Chair, Rick King, commending the NOC for its support to extend this program through 2032.
17. Elected a Community Co-Chair.
18. Reviewed status of the MSP Residential Noise Mitigation Program Implementation.
19. Passed a resolution honoring Dianne Miller for her service to the MSP Airport noise community.
20. Received an update on the MSP Long Term Plan and associated Stakeholder Engagement Program.

Draft NOC 2023 Work Plan

1. RESIDENTIAL NOISE MITIGATION PROGRAM

- a. Review Residential Noise Mitigation Program Implementation Status

2. MSP COMMUNITY RELATIONS SPECIFIC EFFORTS

- a. 2022 Actual Noise Contour Report
- b. MSP Fleet Mix and Nighttime Operations Assessment
- c. MSP Annual Aircraft Noise Complaint Data Assessment
- d. Status of FAA Center of Excellence/ASCENT, TRB, and FICAN Research Initiatives

- e. Guest Speaker: Brian Ryks, MAC Executive Director / CEO
- f. Update on the MSP Long Term Plan Update and Associated Stakeholder Engagement
- g. MSP Construction Updates
- h. Update on Converging Runway Operations at MSP
- i. Update on FAA's Noise Policy Review
- j. Update on FAA's VOR-MON Program

3. CONTINUE REVIEW OF PUBLIC INPUT

2023 Meeting Dates

- January 18, 2023 at 1:30 PM
- March 15, 2023 at 1:30 PM
- May 17, 2023 at 1:30 PM
- July 19, 2023 at 1:30 PM
- September 20, 2023 at 1:30 PM
- November 15, 2023, at 1:30 PM



Action Requested

APPROVE AND RECOMMEND TO THE MAC PLANNING, DEVELOPMENT AND ENVIRONMENT COMMITTEE APPROVAL OF THE 2022 MSP NOC ACCOMPLISHMENTS, 2023 MSP NOC WORK PLAN AND 2023 NOC MEETING DATES



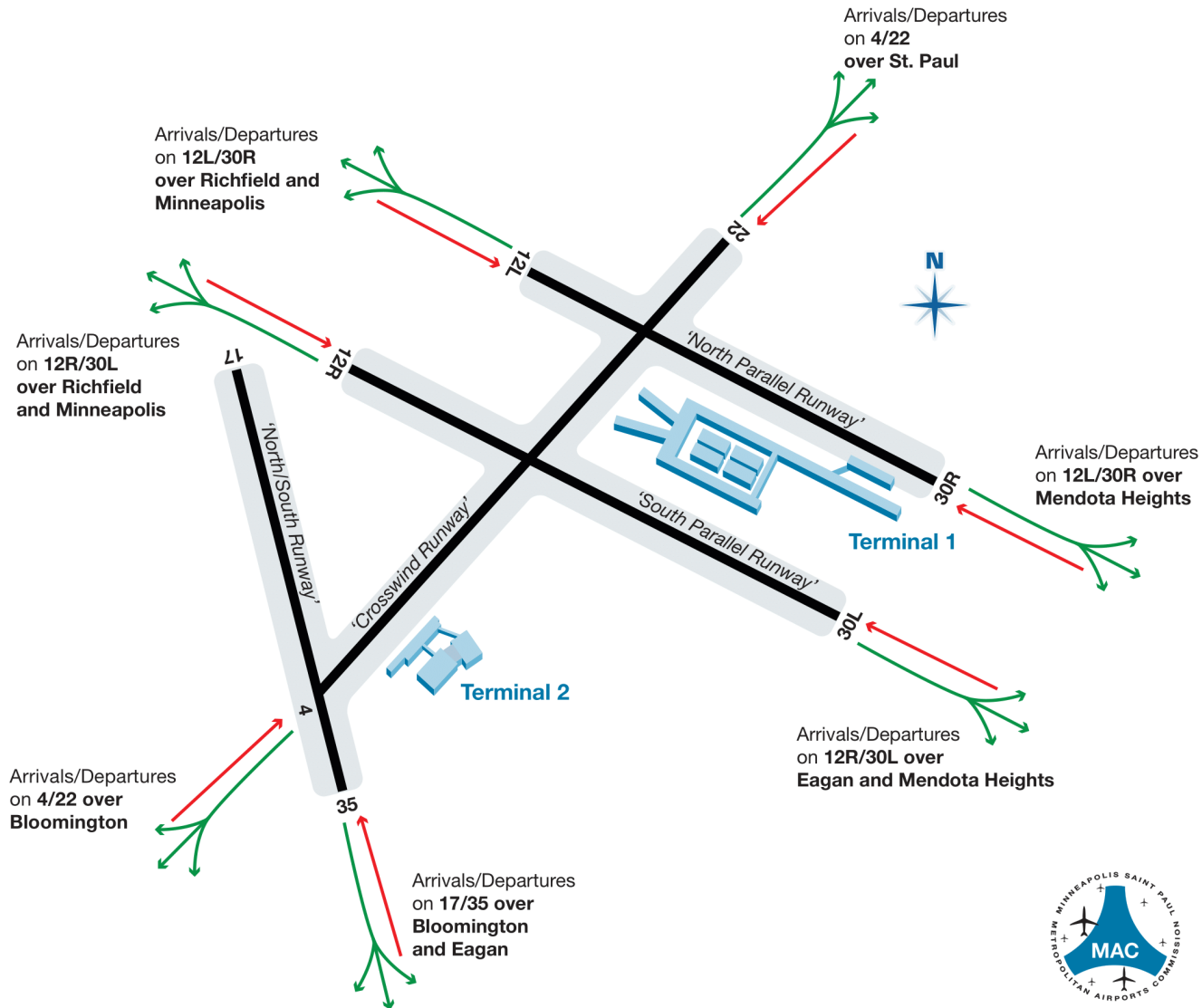
**NOISE OVERSIGHT COMMITTEE
NOVEMBER 16, 2022**

4.1 – 2023 CONSTRUCTION UPDATE



NOISE OVERSIGHT COMMITTEE
NOVEMBER 16, 2022

MSP Airport Runways



6 – ANNOUNCEMENTS



**NOISE OVERSIGHT COMMITTEE
NOVEMBER 16, 2022**

ITEM 6

ANNOUNCEMENTS

MAC PD&E Meeting

Mon, December 5, 2022 @ 10:30 AM

Location: Commission Chambers –
MSP Terminal 1

January NOC Meeting

Wed, January 18, 2023 @ 1:30 PM

Location: MAC General Office Building

NOC Winter Listening Session

Wed, January 25, 2023 @ 6 PM

Location: MAC General Office Building



NOISE OVERSIGHT COMMITTEE
NOVEMBER 16, 2022