



NOISE OVERSIGHT COMMITTEE

November 20, 2024

Recordings are made of this meeting

Agenda

1. Guest Speaker

1. MAC/MSP Update Brian Ryks, MAC Executive Director/CEO

2. Consent

- 2.1 Approval of September 18, 2024 Meeting Minutes
- 2.2 Reports
 - 2.2.1 Monthly Operations Reports: Sep and Oct 2024
 - 2.2.2 Review of Fall Listening Session
 - 2.2.3 Summary of Aviation-Related Research Initiatives
 - 2.2.4 Review of Residential Noise Mitigation Program Implementation Status

3. Public Comment

4. Business

- 4.1 Review and Approval of the 2024 NOC Accomplishments, 2025 NOC Work Plan, and 2025 NOC Meeting Dates

5. Information

- 5.1 Runway 30L and 30R Departure Operations Report

6. Announcements

7. Adjourn



**NOISE OVERSIGHT COMMITTEE
NOVEMBER 20, 2024**

ITEM 1 MAC/MSP UPDATE BRIAN RYKS, MAC EXECUTIVE DIRECTOR/CEO



**NOISE OVERSIGHT COMMITTEE
NOVEMBER 20, 2024**

Exceptional Airport Experiences for a Thriving Minnesota



Brian Ryks, CEO of the Metropolitan Airports Commission
November 20, 2024



1


Metropolitan Airports Commission

OUR PURPOSE

To provide exceptional airport experiences
so Minnesota thrives



MAC Board of Commissioners



Commission Chair
Rick King



District A
Carl Crimmins



District B
Braj Agrawal



District C
James Lawrence



District D
Awaiting Appointment



District E
James Deal



District F
Rodney Skoog



District G
Richard Ginsberg



District H
Yodit Bizen



City of Minneapolis
Leili Fatehi



City of St. Paul
Ikram Koliso



Outstate St. Cloud
Patti Gartland



Outstate Duluth
Donald Monaco



Outstate Thief River Falls
Dixie Hoard



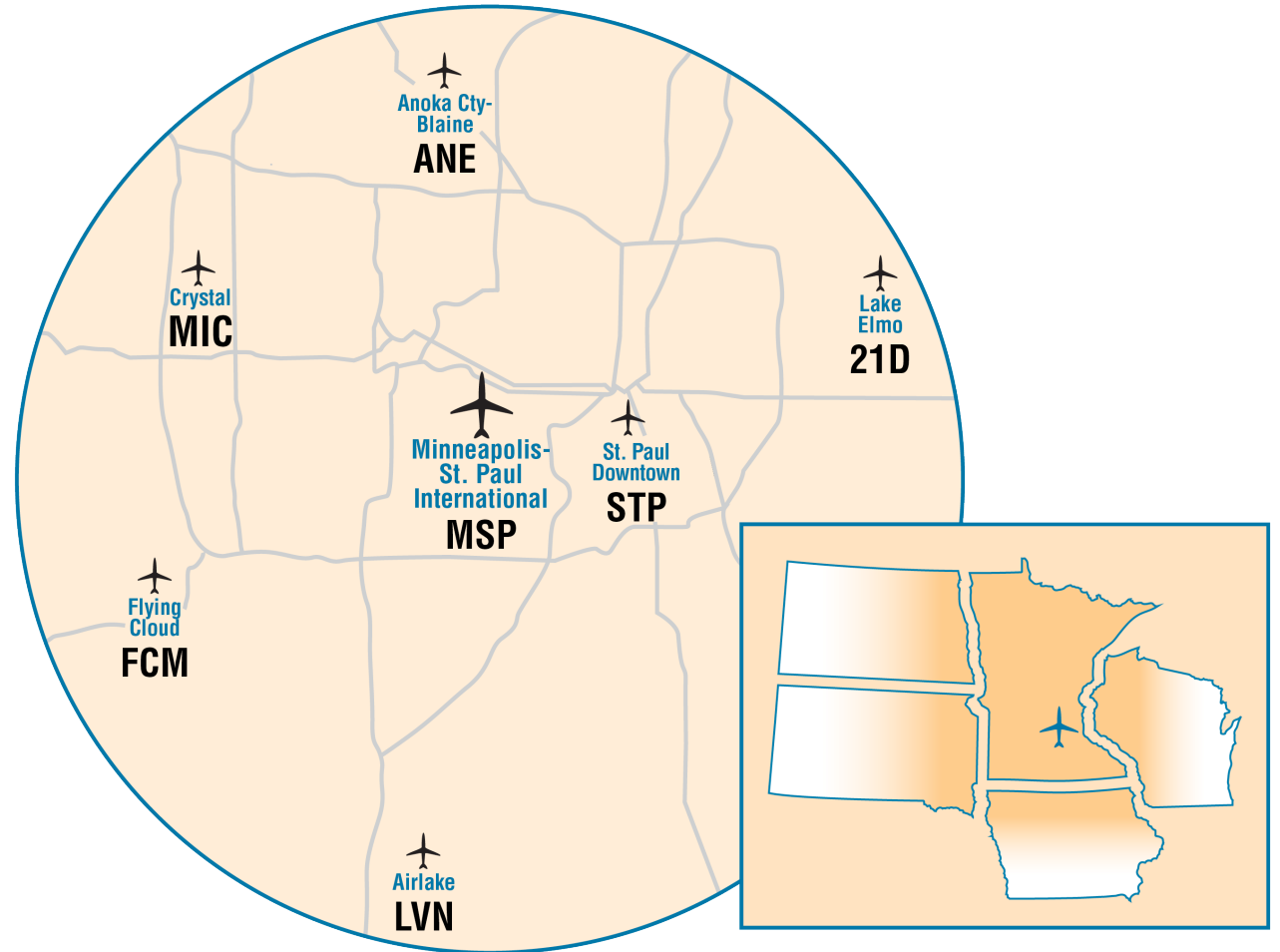
Outstate Rochester
Randy Schubring



Metropolitan Airports Commission

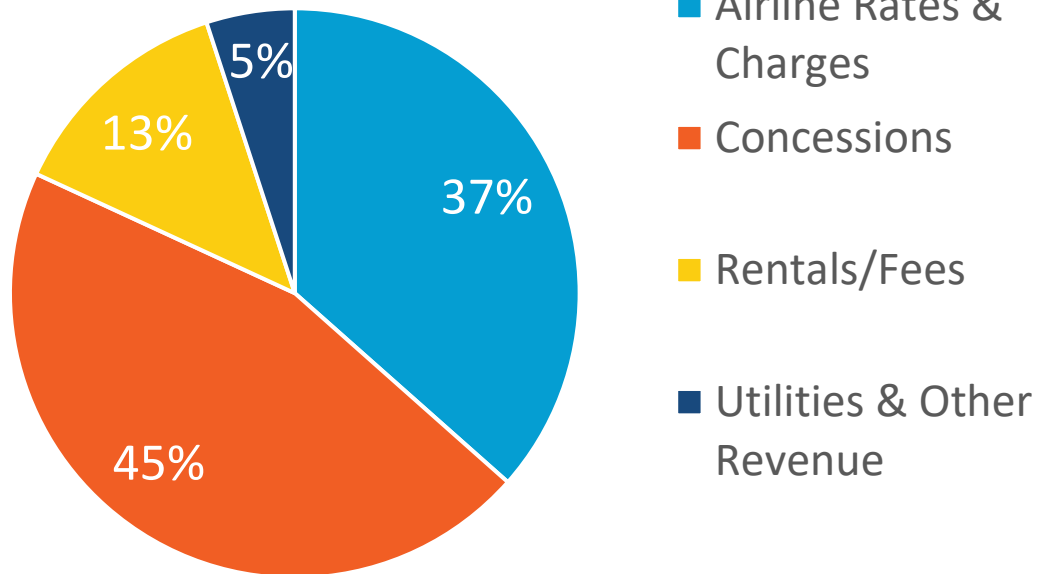
The Metropolitan Airports Commission

- MSP Airport is 18th largest commercial airport in the United States
- Delta's second largest hub
- Sun Country home base
- 694,438 system-wide operations



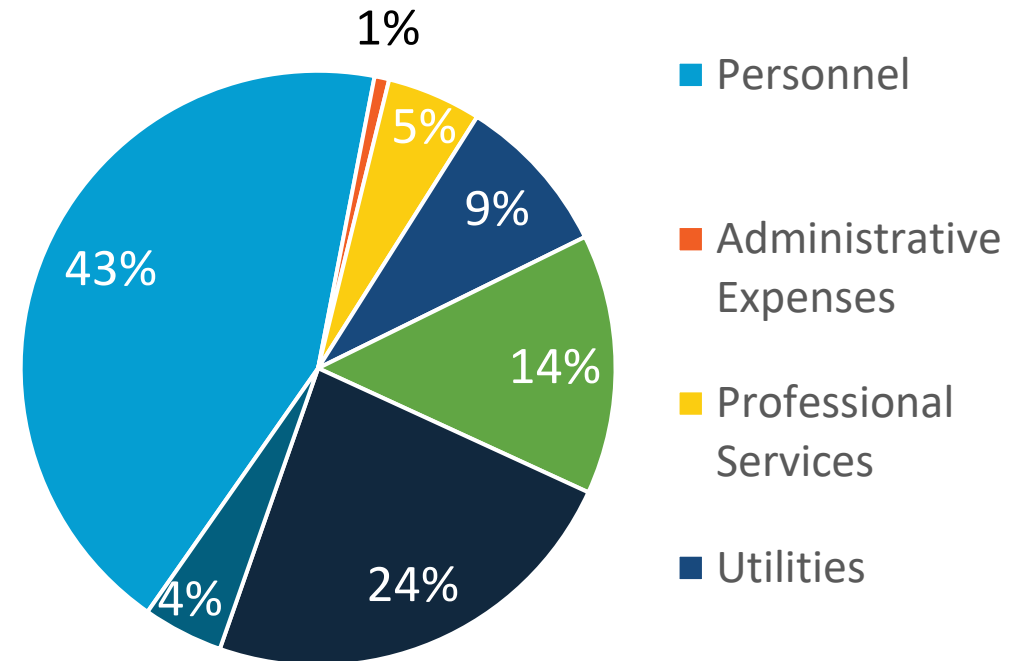
MAC Financials: 2024 Budget

2024 Operating Budget Revenue ▶▶▶



\$507,798,537

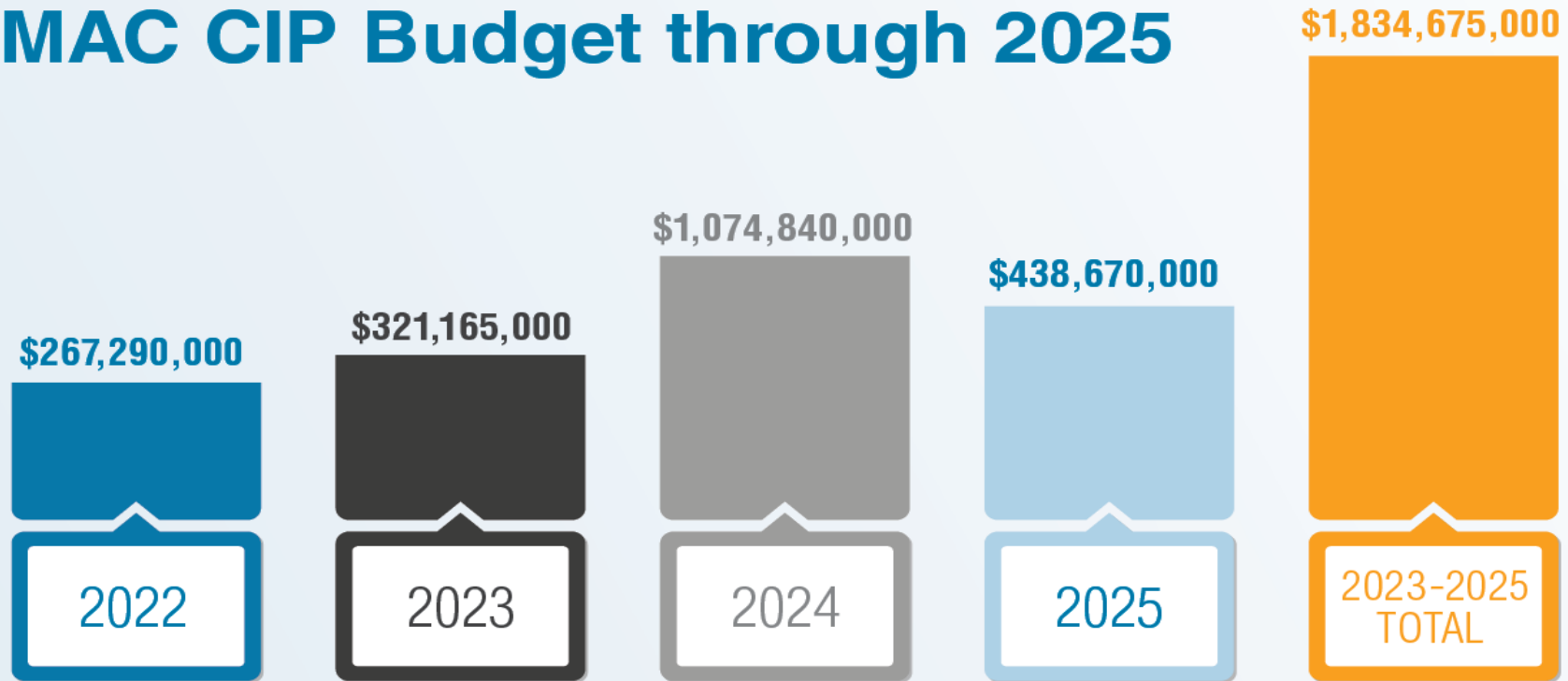
2024 Operating Budget Expense ▶▶▶



\$285,147,202

Capital Investments

MAC CIP Budget through 2025



\$300 million deferred in 2020-2021

2

MSP Passengers, Operations and Air Service



MSP Airlines

Aer Lingus 

 AIR CANADA

AIR FRANCE 

Alaska
AIRLINES

 **allegiant**


American Airlines 

condor 

 **DELTA**

DenverAir
CONNECTION
A Key Lime Air Company

FRONTIER

ICELANDAIR 



 **Lufthansa**

Southwest 

spirit


sun country airlines.

United
Airlines 

WESTJET 

2023 MSP Passengers & Operations

34,770,800
Passengers total



25,202,120
2021



31,241,822
2022



YTD 2024 MSP Passengers

Terminals 1 and 2

2019

29,982,631

2024

28,296,617

8%
↓

Terminal 2

2019

3,902,554

2024

5,271,082

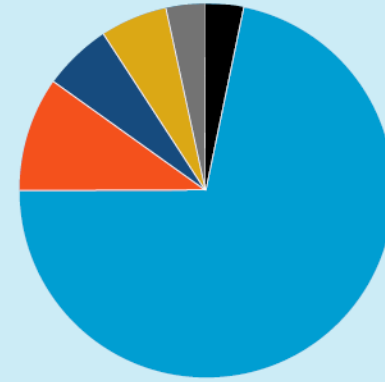
35%
↑

MSP 2024 YTD Operational Profile



Nonstop destinations

163



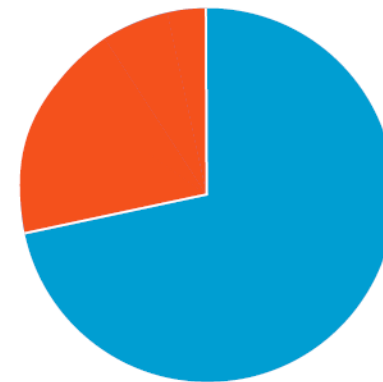
Airline passenger market share

69.25% Delta
11.5% Sun Country
4.87% Southwest
4.36% United
4.32% American
5.7% Other



Average daily passenger aircraft operations

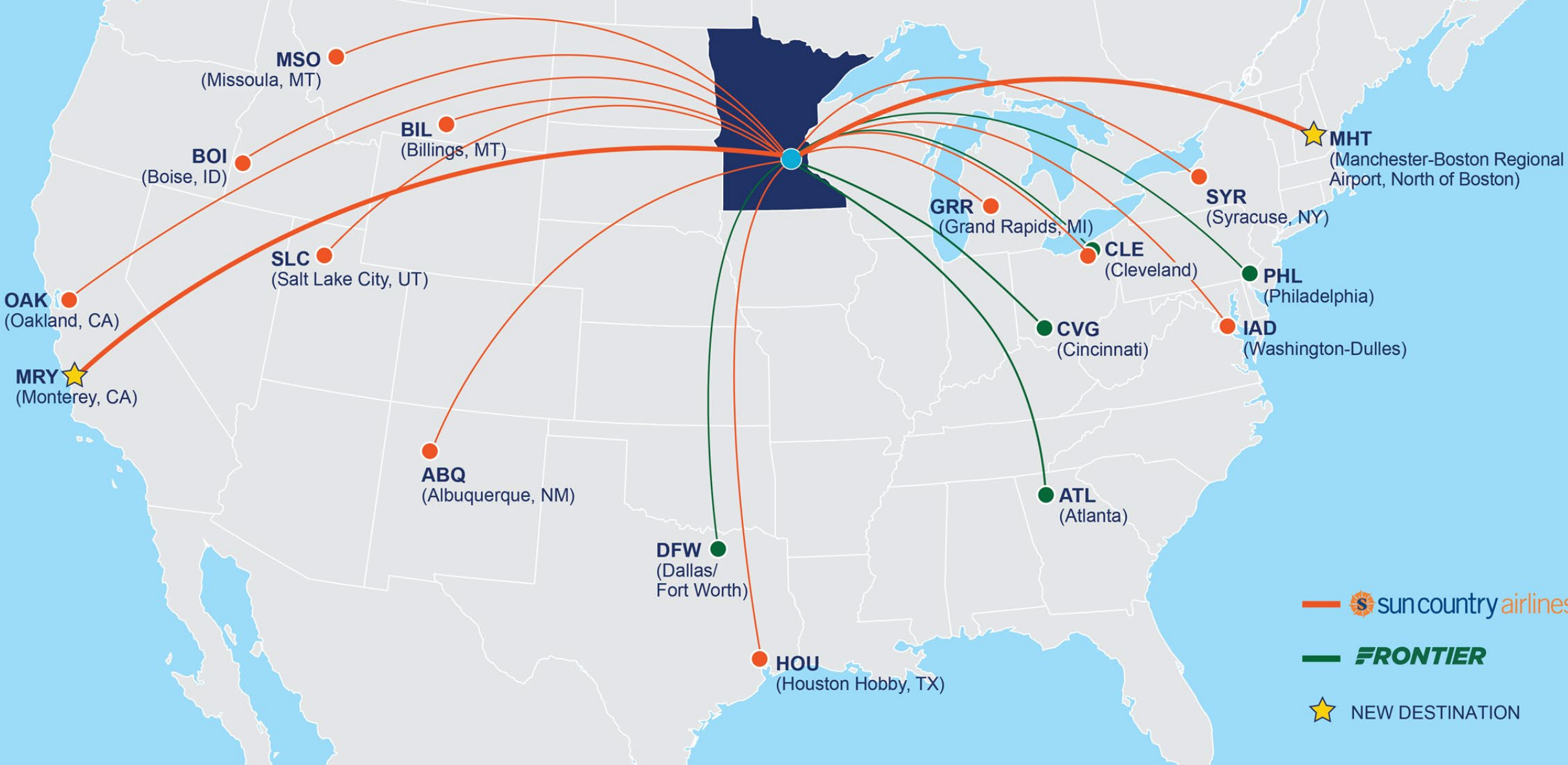
852



Enplanement type

69% Originating
31% Connecting

New Domestic Routes in 2024



MSP International Air Service 2023-2024



Aer Lingus 

AIR CANADA 

AIRFRANCE 

 Condor

 DELTA

ICELANDAIR 


KLM

 Lufthansa


sun country airlines.

WESTJET 


Modernizing Terminal 1



Terminal 1: Airport Modernization Program



Concourse G Expansion: G8-G13



Terminal 2 North & South Expansions



Terminal 2 North Expansion

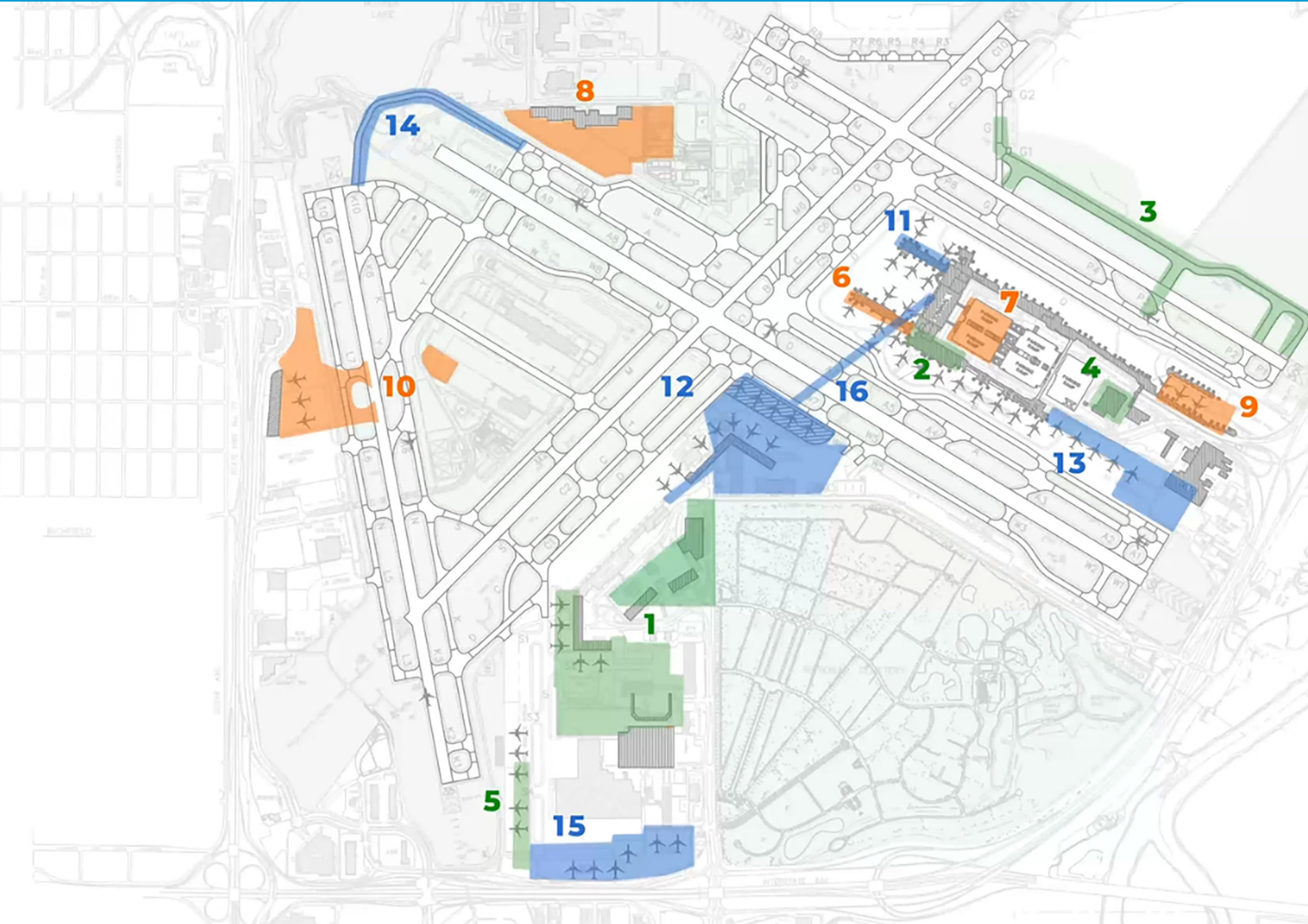


Terminal 2 South Two Gate Addition

Terminal 2 Expansion



MSP Long-Term Plan - \$9.2 Billion



NEAR-TERM

1. TERMINAL 2 SOUTH EXPANSION
2. TERMINAL 1 INT'L ARRIVALS IMPROVEMENTS
3. NORTH PARALLEL TAXIWAY
4. VEHICLE PARKING EXPANSION
5. AIRCRAFT PARKING EXPANSION

MID-TERM

6. RECONSTRUCT CONCOURSE F
7. PARKING AND INT'L ARRIVAL IMPROVEMENTS
8. RELOCATE GENERAL AVIATION FACILITIES
9. RECONSTRUCT CONCOURSE A, DEMOLISH CONCOURSE B
10. EXPAND CARGO FACILITIES

LONG-TERM

11. RECONSTRUCT CONCOURSE E
12. TERMINAL 2 NORTH EXPANSION
13. EXTEND CONCOURSE G
14. CONSTRUCT TAXIWAY CONNECTOR
15. AIRCRAFT PARKING EXPANSION
16. CONNECT TERMINAL 1 TO TERMINAL 2

4

Innovating the Travel Experience



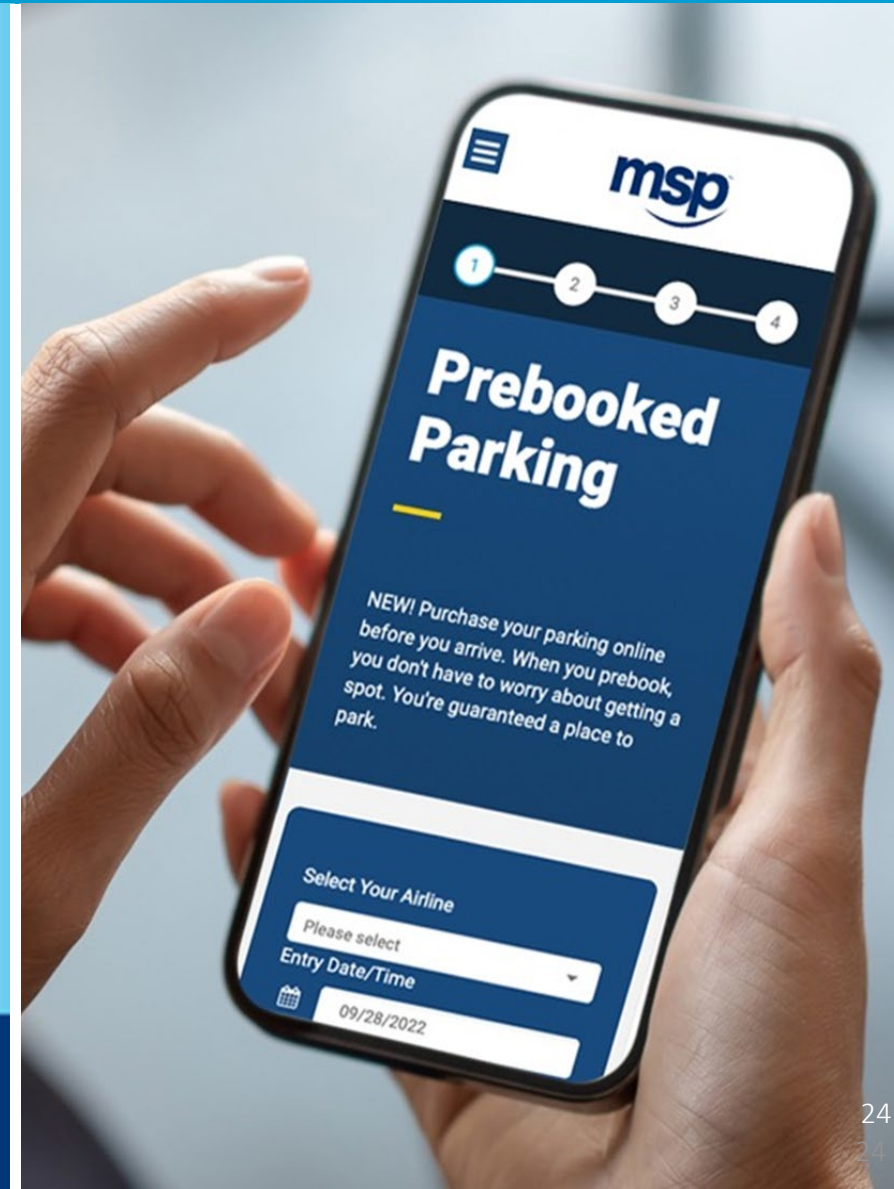
Leveraging Technology: Pre-book Parking

SAVE UP TO \$7 A DAY

over Labor Day weekend when you
prebook your parking online!



TRAVEL CONFIDENTLY **m**sp



Leveraging Technology: MSP Reserve



Terminal 2 Express Lane



Prioritizing Sustainability: 2030 Board-Adopted Goals



EMISSIONS

80%
REDUCTION
IN TOTAL
EMISSIONS



WATER

15%
REDUCTION
IN WATER
USE



WASTE

75%
DIVERSION
(REDUCTION, REUSE,
RECYCLING...)



ENGAGEMENT

85
SCORE
FOR EMPLOYEE
ENGAGEMENT

MN SAF Hub



**GOING ECO
AT THE HIGHEST LEVEL**

SUSTAINABLE FUEL LEAVES A SMALLER CARBON FOOTPRINT

MSP is part of an innovative Minnesota partnership making low-carbon sustainable aviation fuel (SAF) a reality.

The msp logo consists of the lowercase letters 'msp' in a bold, sans-serif font, with a curved line underneath that suggests a smile or a swoosh.

Globally Recognized



**Ranked #1 in Customer Satisfaction
For Mega Airports, 2 out of 3 years**



Thank You

mspairport.com

metroairports.org

2.1 APPROVAL OF SEPTEMBER 18, 2024 MINUTES



**NOISE OVERSIGHT COMMITTEE
NOVEMBER 20, 2024**

2.2.1 MONTHLY OPERATIONS REPORTS: SEP AND OCT 2024



NOISE OVERSIGHT COMMITTEE
NOVEMBER 20, 2024

MSP OPERATIONS

September 2024

October 2024

27,969

Operations

1,648

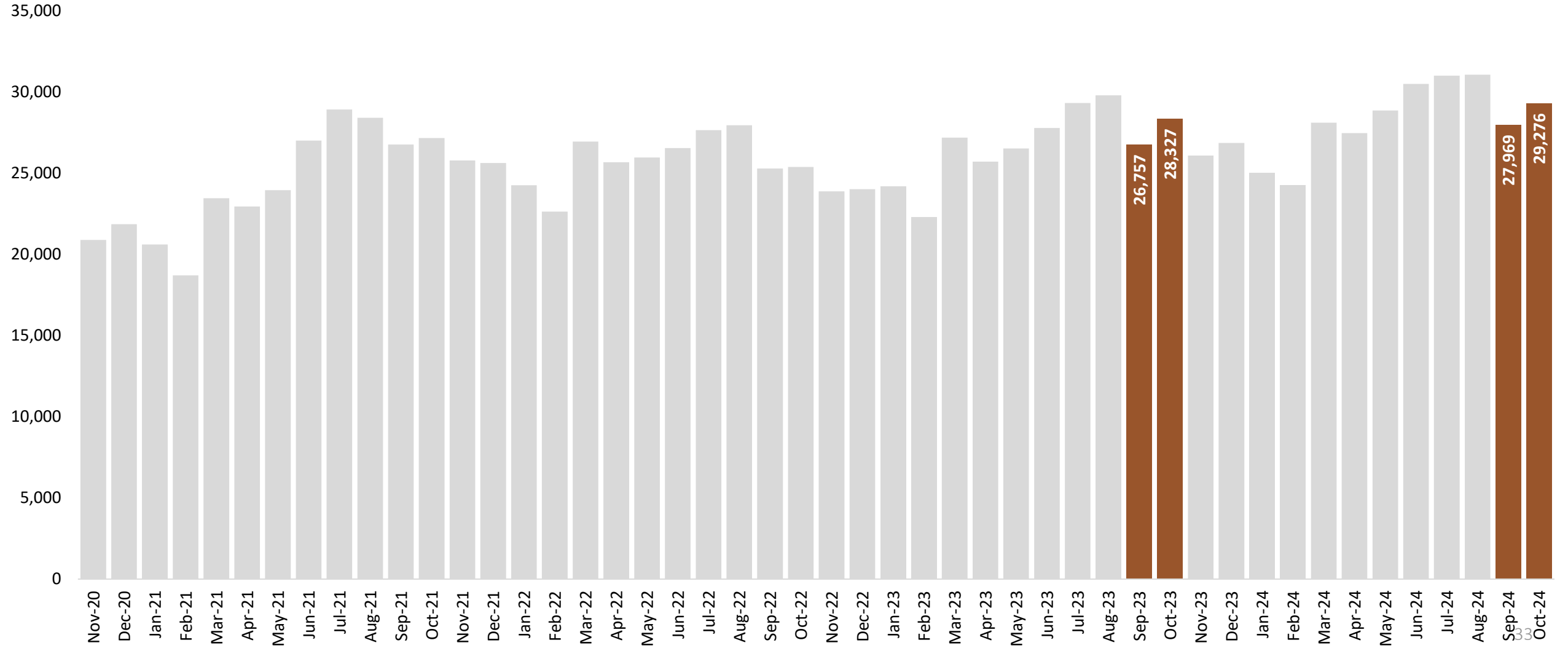
Nighttime Operations
(10:30 PM – 6:00 AM)

29,276

Operations

1,771

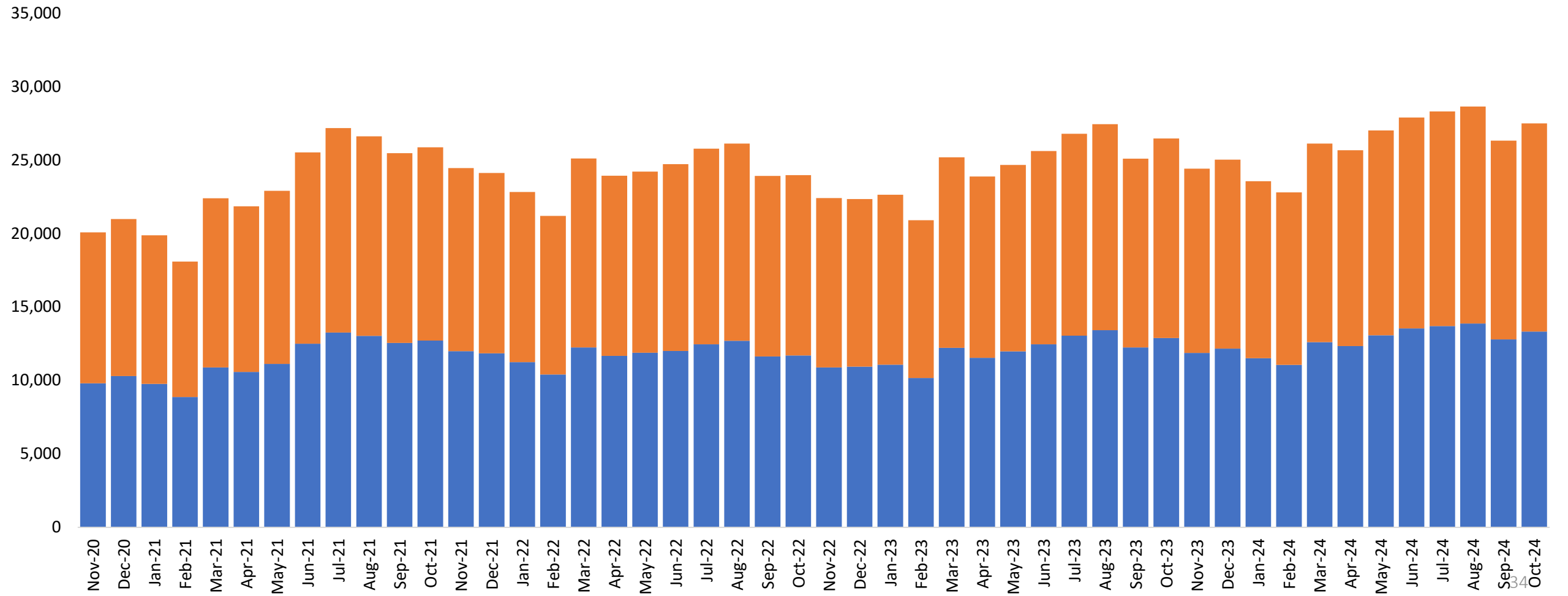
Nighttime Operations
(10:30 PM – 6:00 AM)



MSP OPERATIONS

September 2024		October 2024	
27,969	1,648	29,276	1,771
Operations	Nighttime Operations (10:30 PM – 6:00 AM)	Operations	Nighttime Operations (10:30 PM – 6:00 AM)

■ A ■ D



RUNWAY USE

SEP 2024

NORTH FLOWS	SOUTH FLOWS	MIXED FLOWS
12%	64%	21%

OCT 2024

NORTH FLOWS	SOUTH FLOWS	MIXED FLOWS
30%	49%	14%

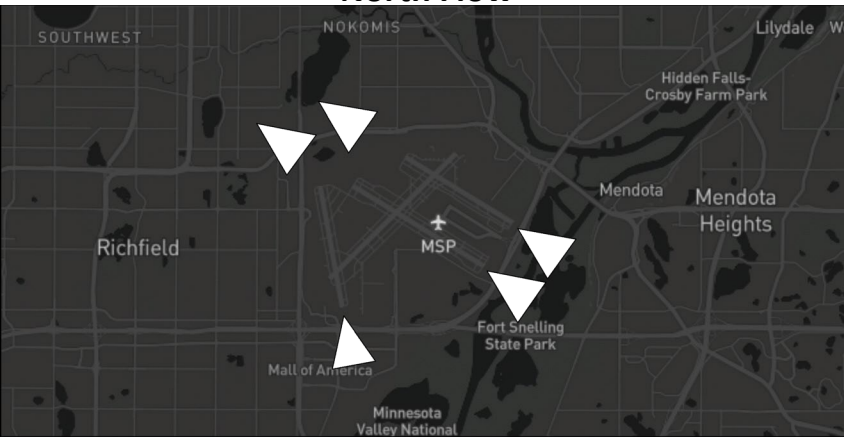
2023 JAN - OCT

NORTH FLOWS	SOUTH FLOWS	MIXED FLOWS
32%	50%	11%

2024 JAN - OCT

NORTH FLOWS	SOUTH FLOWS	MIXED FLOWS
29%	46%	19%

North Flow



South Flow



Mixed Flow



SEP – OCT RUNWAY USE

57,245
OPERATIONS IN SEP – OCT

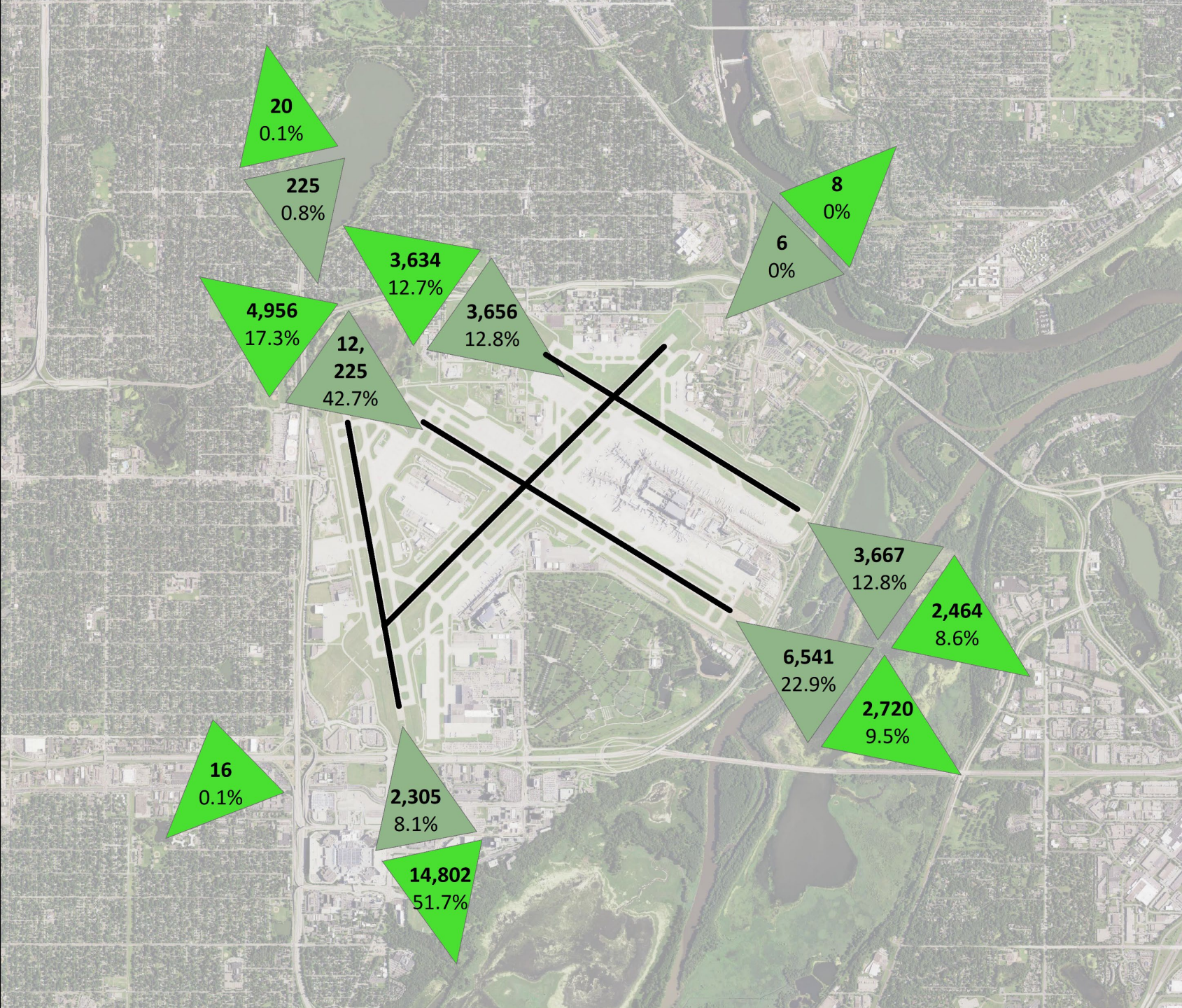
PRIORITY 1	PRIORITY 2	PRIORITY 3	PRIORITY 4
27%	30%	0%	43%

28,625
ARRIVALS

PRIORITY 1	PRIORITY 2	PRIORITY 3	PRIORITY 4
36%	8%	0%	55%

28,620
DEPARTURES

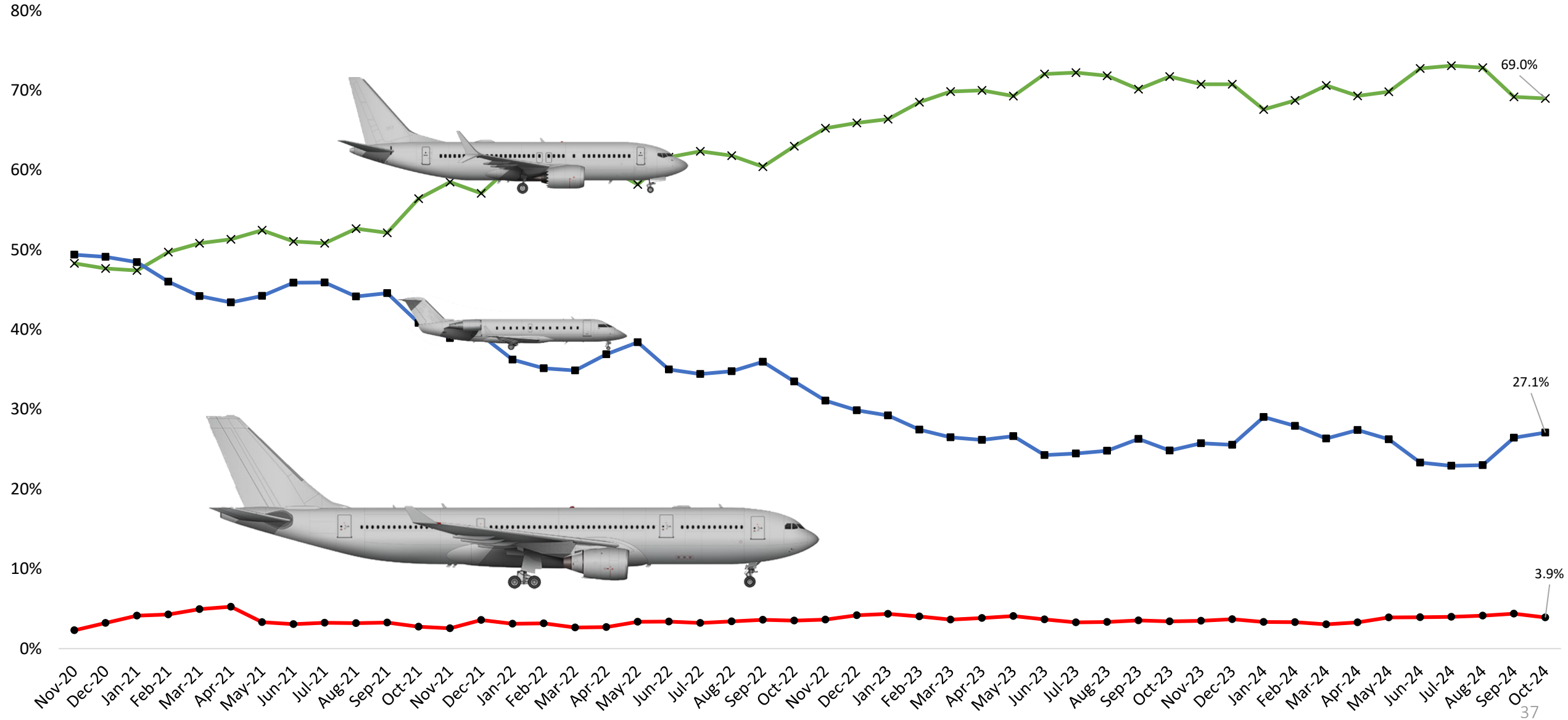
PRIORITY 1	PRIORITY 2	PRIORITY 3	PRIORITY 4
18%	52%	0%	30%



MSP OPERATIONS

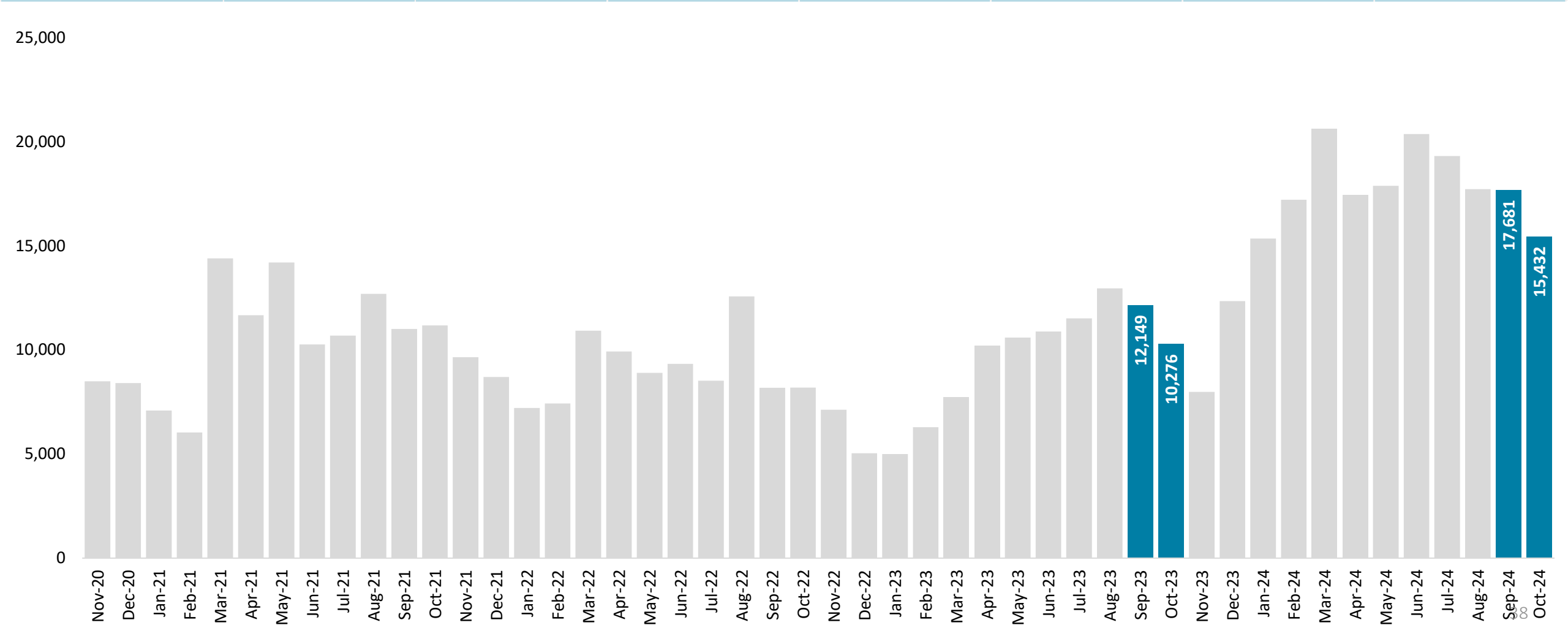
CARRIER JET FLEET MIX

—x— NARROWBODY —■— RJ —●— WIDEBODY



MSP COMPLAINTS

September 2024				October 2024			
COMPLAINTS		LOCATIONS		COMPLAINTS		LOCATIONS	
17,681		406		15,432		262	
Ops per Complaint	New Locations	Average	Median	Ops per Complaint	New Locations	Average	Median
1.6	16	44	3	1.9	37	59	4

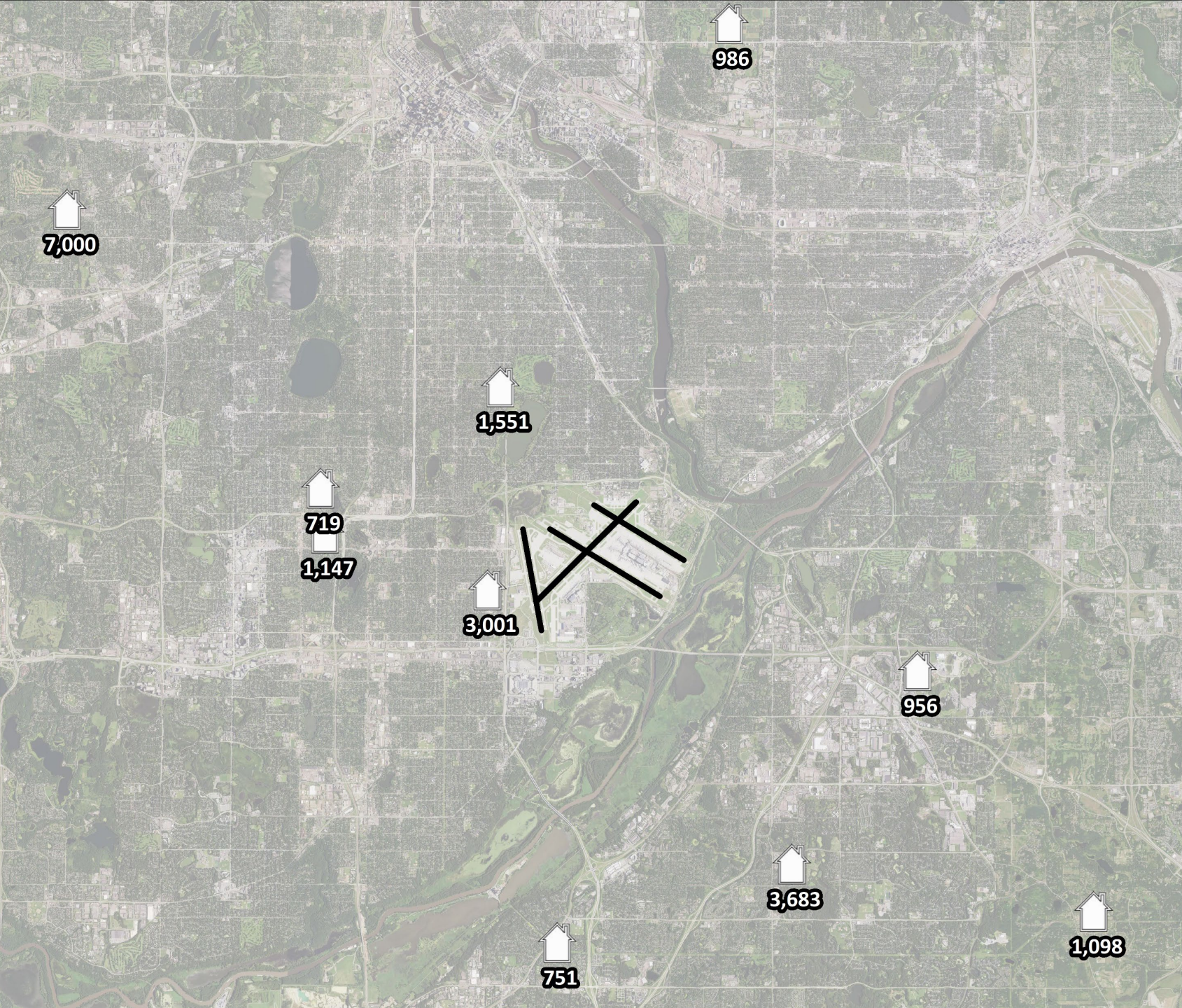


TOTAL COMPLAINTS

33,113
COMPLAINTS

491
HOUSEHOLDS





TOP 10 LOCATIONS

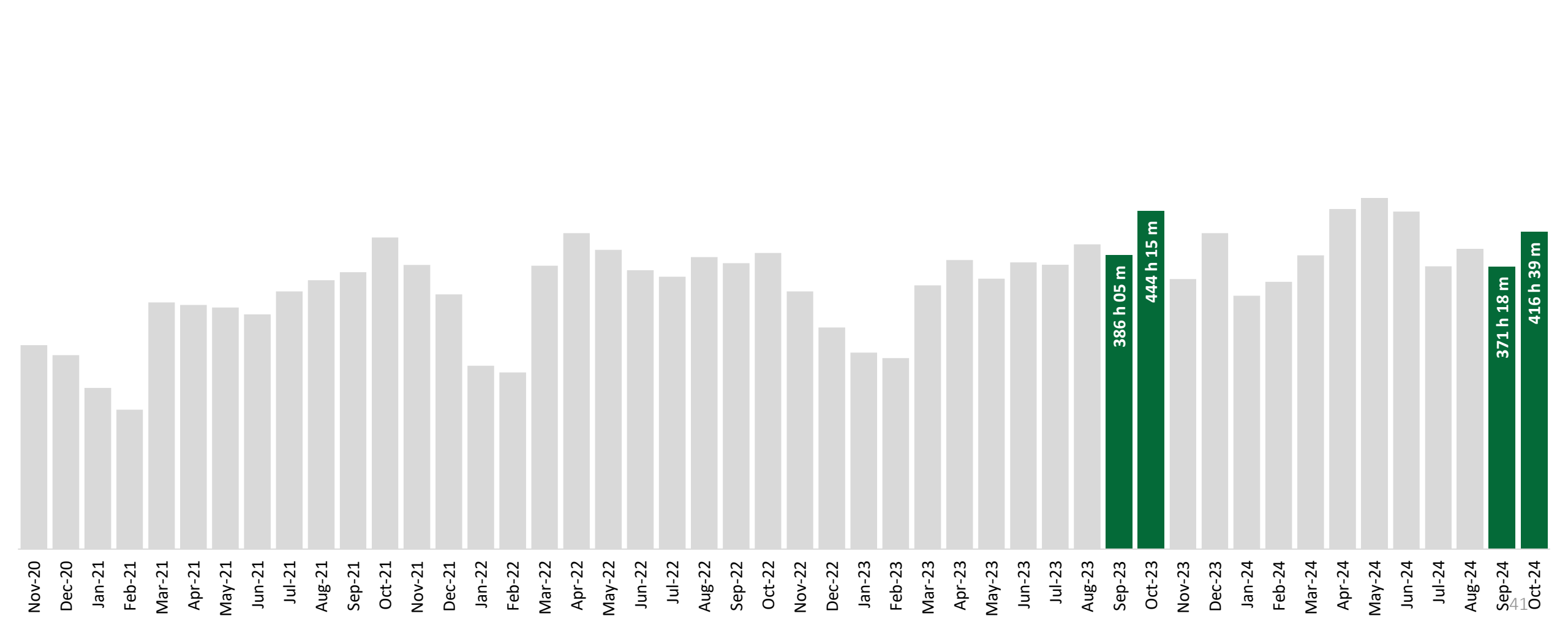
FILED
20,892
(63%)
COMPLAINTS DURING SEP & OCT

6 OF 10
LOCATIONS WERE IN THE TOP 10
FOR SEP – OCT DATA

334
(67%)
LOCATIONS FILED 10 OR FEWER
COMPLAINTS

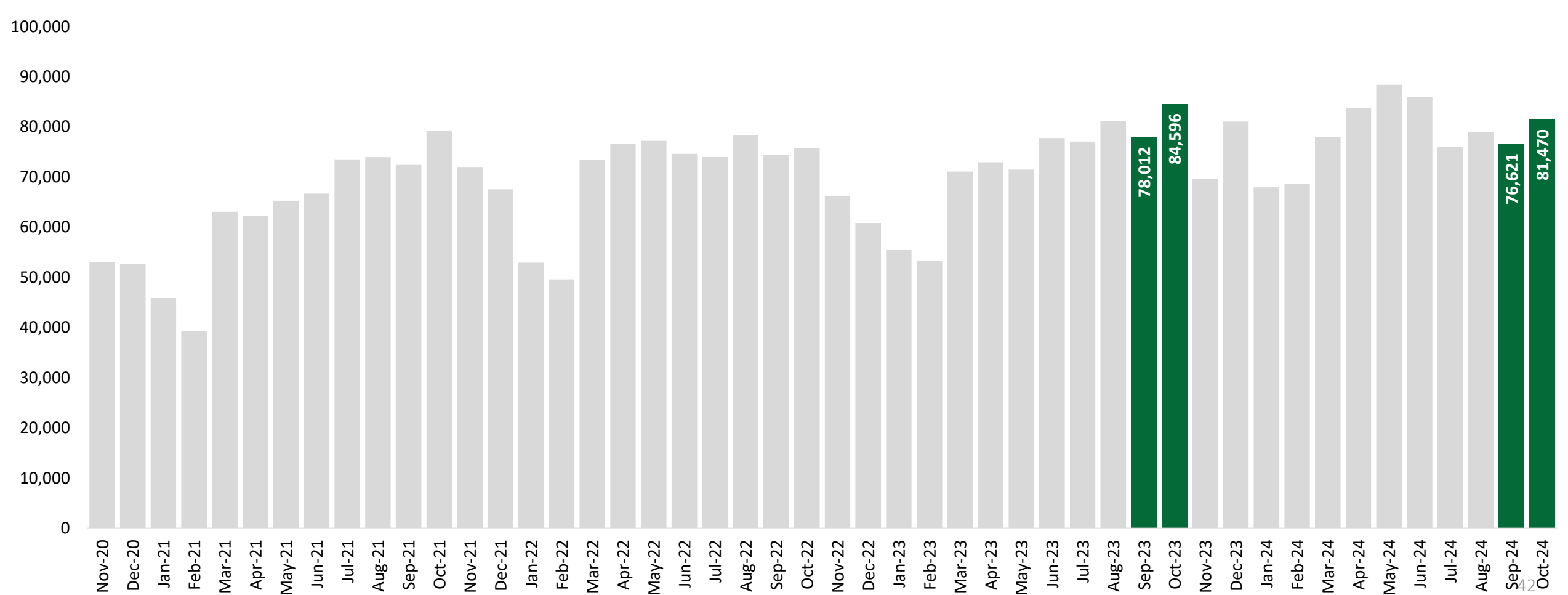
SOUND MONITORING

September 2024			October 2024		
Time Above	48 TA ⁶⁵ Per Operation	371 h 18 m TA ⁶⁵	Time Above	51 TA ⁶⁵ Per Operation	416 h 39 m TA ⁶⁵
Count Above	2.74 N ⁶⁵ Per Operation	76,621 N ⁶⁵	Count Above	2.79 N ⁶⁵ Per Operation	81,470 N ⁶⁵



SOUND MONITORING

September 2024			October 2024		
Time Above	48 TA ⁶⁵ Per Operation	371 h 18 m TA ⁶⁵	Time Above	51 TA ⁶⁵ Per Operation	416 h 39 m TA ⁶⁵
Count Above	2.74 N ⁶⁵ Per Operation	76,621 N ⁶⁵	Count Above	2.79 N ⁶⁵ Per Operation	81,470 N ⁶⁵



NOISE ABATEMENT

September 2024

October 2024

Runway 17 **98.7%**

Runway 17 **99.0%**

EMH Corridor **95.1%**

EMH Corridor **96.8%**

Cross Day **34.9%**

Cross Day **28.6%**

Cross Night **35.0%**

Cross Night **47.4%**

RUS

59.1%

Arrive - 38%

Depart - 81%

RUS

54.6%

Arrive - 50%

Depart - 60%

Agenda

1. Guest Speaker

1. MAC/MSP Update Brian Ryks, MAC Executive Director/CEO

2. Consent

- 2.1 Approval of September 18, 2024 Meeting Minutes
- 2.2 Reports
 - 2.2.1 Monthly Operations Reports: Sep and Oct 2024
 - 2.2.2 Review of Fall Listening Session
 - 2.2.3 Summary of Aviation-Related Research Initiatives
 - 2.2.4 Review of Residential Noise Mitigation Program Implementation Status

3. Public Comment

4. Business

- 4.1 Review and Approval of the 2024 NOC Accomplishments, 2025 NOC Work Plan, and 2025 NOC Meeting Dates

5. Information

- 5.1 Runway 30L and 30R Departure Operations Report

6. Announcements

7. Adjourn



**NOISE OVERSIGHT COMMITTEE
NOVEMBER 20, 2024**

ITEM 3

PUBLIC COMMENT PERIOD



NOISE OVERSIGHT COMMITTEE
NOVEMBER 20, 2024

ITEM 3

PUBLIC COMMENT PERIOD

Speaking at a Meeting

- Each speaker will have one opportunity to speak and is allotted three (3) minutes.
- When called upon to speak, speak clearly, state your name and address. If you are affiliated with any organization, please state your affiliation.
- Commenters shall address their comments to the NOC and not to the audience.
- No response from the NOC is provided during the comment period.
- Comments are noted, and MAC staff are available following the meeting to answer questions or contact information can be provided for follow up discussion.
- Use of profanity, personal attacks, or threats of violence will not be tolerated.



NOISE OVERSIGHT COMMITTEE
NOVEMBER 20, 2024

4.1 – REVIEW AND APPROVAL OF THE 2024 NOC ACCOMPLISHMENTS, 2025 NOC WORK PLAN, AND 2025 NOC MEETING DATES



NOISE OVERSIGHT COMMITTEE
NOVEMBER 20, 2024

2024 NOC Accomplishments

1. Received ongoing review of MSP monthly operations reports which include aircraft noise complaints, operations, runway use, noise events, and compliance with noise abatement procedures.
2. Evaluated citizen input received during quarterly Listening Sessions as possible discussion topics at future NOC meetings.
3. Completed a [Fleet Mix and Nighttime Operations Assessment](#) which, in addition to evaluating fleet mix and nighttime operations, included certificated noise levels for aircraft operating at MSP and aircraft altitude trends.
4. Completed the [2023 MSP Complaint Data Assessment](#).
5. Pursuant to the Second Amendment to the Consent Decree, reviewed the MSP 2023 Annual Noise Contour Report published February 2024. The report noted that based on the 323,945 total operations at MSP in 2023, the actual 60 dB DNL contour is 33% smaller than the 2007 forecast contour, and the 65 dB DNL contour is 44% smaller.
6. Received an update MAC's Director of Air Service Development and representatives from Delta and Sun Country about airline schedules.
7. Received an update from the FAA on the VOR Minimum Operational Network project and development of Area Navigation (RNAV) Procedures.

2024 NOC Accomplishments

8. Reviewed and approved recommendations to the FAA regarding proposed RNAV procedures.
9. Received updates on airfield construction activity.
10. Received updates on on-going outreach activities including the Meet the Fleet series.
11. Reviewed aviation-related research initiatives from FAA Center of Excellence/ASCENT, TRB, and other researchers.
12. Heard from MAC Executive Director/CEO, Brian Ryks on updates on the organization, recent accolades, trends in passengers and operations, and future development at MSP.
13. Elected a User Co-Chair.
14. Reviewed status of the MSP Residential Noise Mitigation Program Implementation.
15. Received an update on the MSP Long Term Plan and associated Stakeholder Engagement Program.
16. Received an overview of the Runways 30L and 30R Departure Operations Report.

Draft NOC 2025 Work Plan

1. RESIDENTIAL NOISE MITIGATION PROGRAM

- a. Review Residential Noise Mitigation Program Implementation Status

2. MSP COMMUNITY RELATIONS SPECIFIC EFFORTS

- a. 2024 Actual Noise Contour Report
- b. MSP Fleet Mix and Nighttime Operations Assessment
- c. MSP Annual Aircraft Noise Complaint Data Assessment
- d. Runway 12L and 12R Departure Analysis

- e. Status of FAA Center of Excellence/ASCENT, TRB, and FICAN Research Initiatives
- f. Guest Speaker: Brian Ryks, MAC Executive Director / CEO
- g. MSP Construction Updates
- h. Converging Runway Operations at MSP
- i. Noise Policy Review
- j. VOR-MON Program and RNAV Procedure Development

3. CONTINUE REVIEW OF PUBLIC INPUT

Proposed 2025 Meeting Dates

- January 15, 2025 at 1:30 PM
- March 19, 2025 at 1:30 PM
- May 21, 2025 at 1:30 PM
- July 16, 2025 at 1:30 PM
- September 17, 2025 at 1:30 PM
- November 19, 2025 at 1:30 PM



Action Requested

APPROVE AND RECOMMEND TO THE MAC PLANNING, DEVELOPMENT AND ENVIRONMENT COMMITTEE APPROVAL OF THE 2024 MSP NOC ACCOMPLISHMENTS, 2025 MSP NOC WORK PLAN (AS AMENDED) AND 2025 NOC MEETING DATES



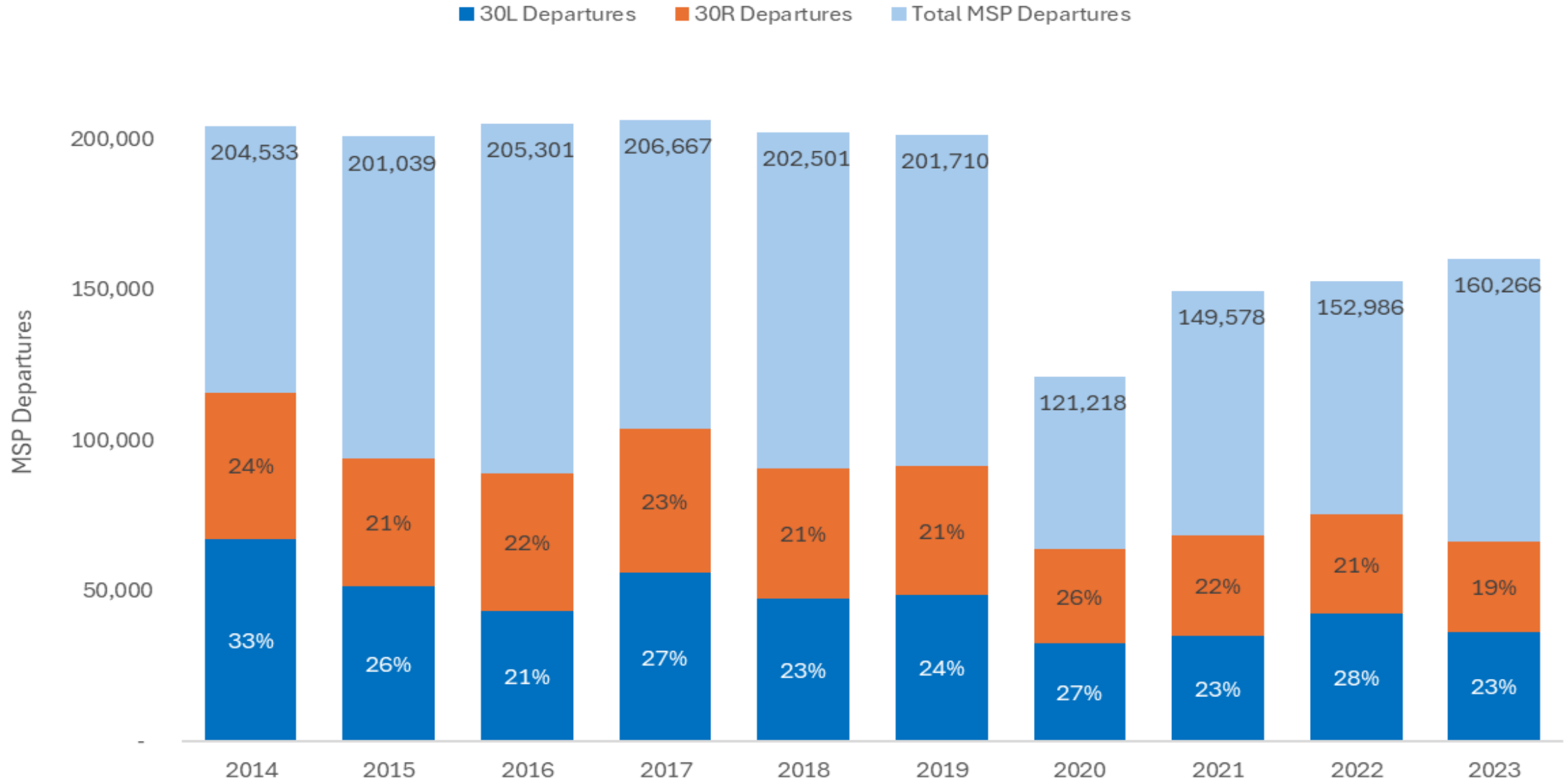
**NOISE OVERSIGHT COMMITTEE
NOVEMBER 20, 2024**

5.1 – RUNWAY 30L AND 30R DEPARTURE OPERATIONS REPORT

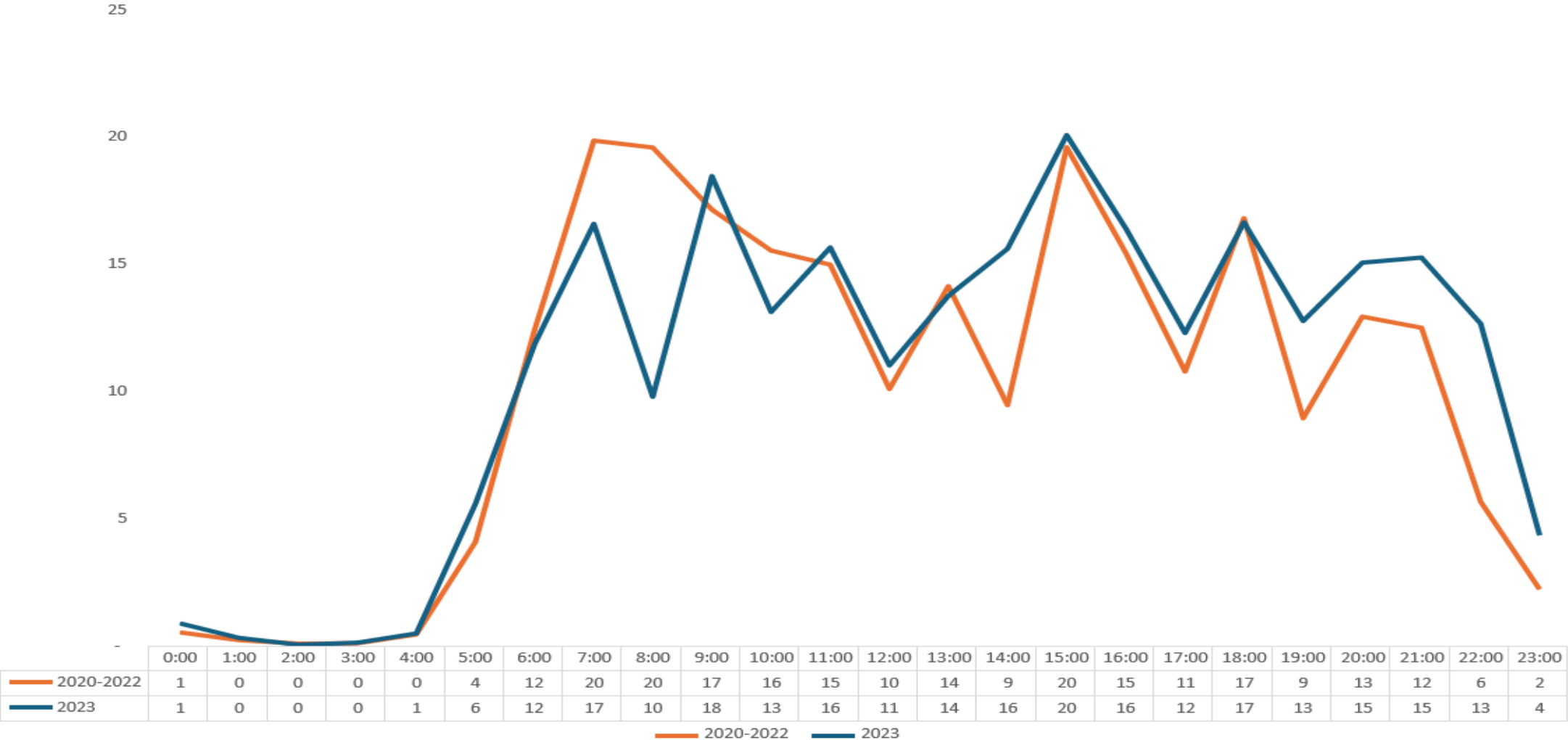


NOISE OVERSIGHT COMMITTEE
NOVEMBER 20, 2024

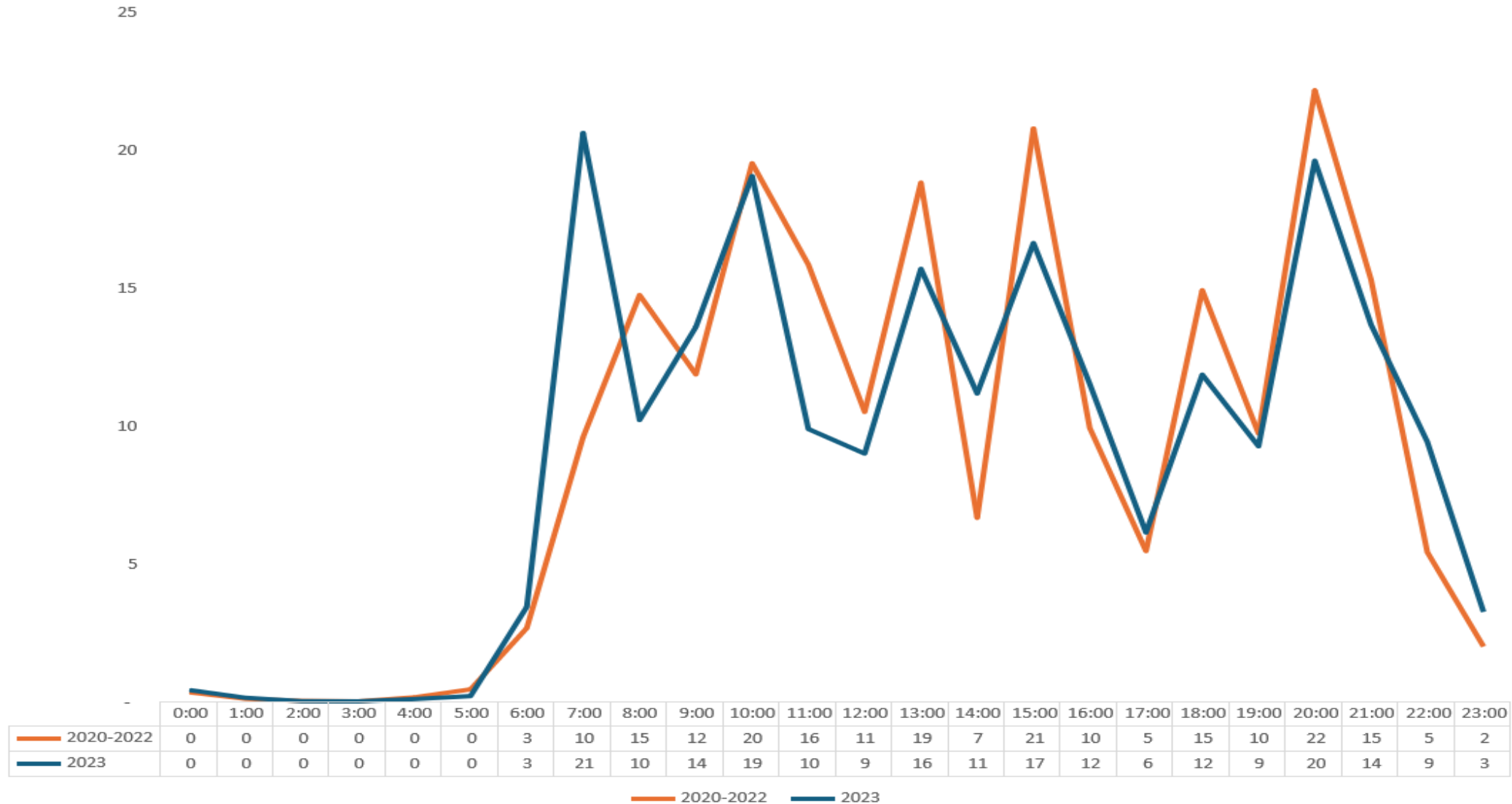
MSP Departures By Year 2014-2023



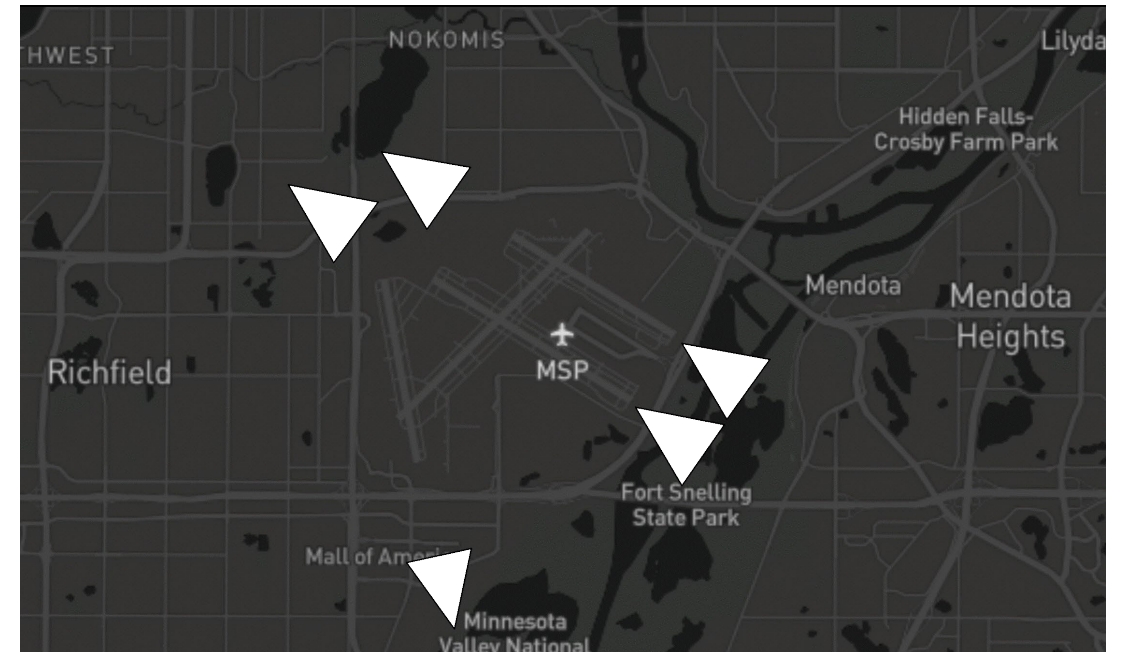
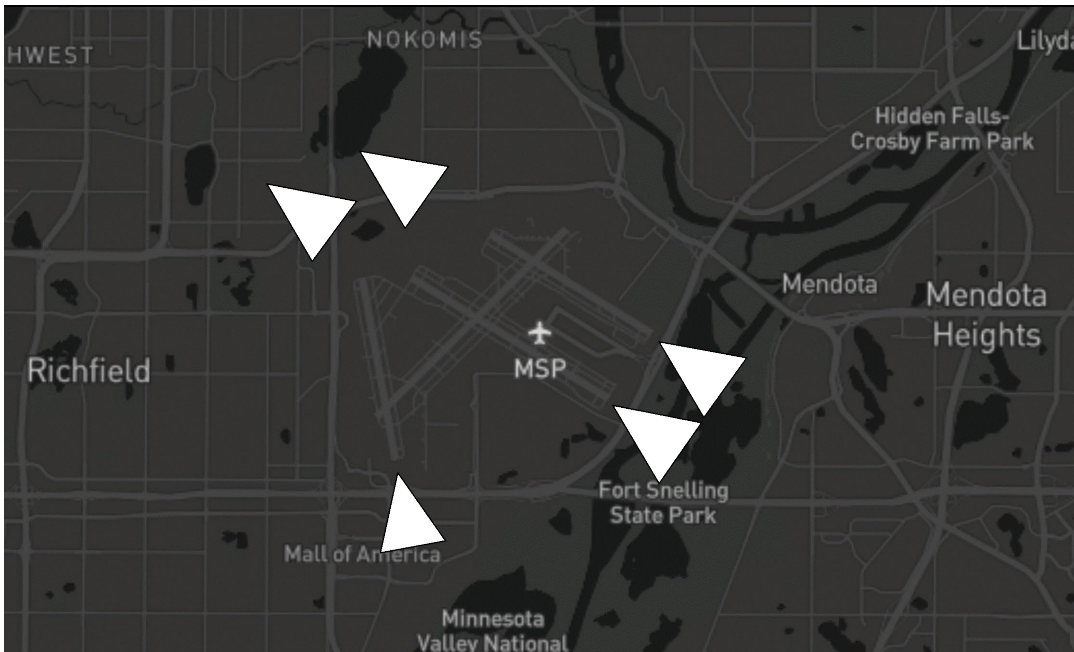
Runway 30L Departures By Hour – Average Annual Day



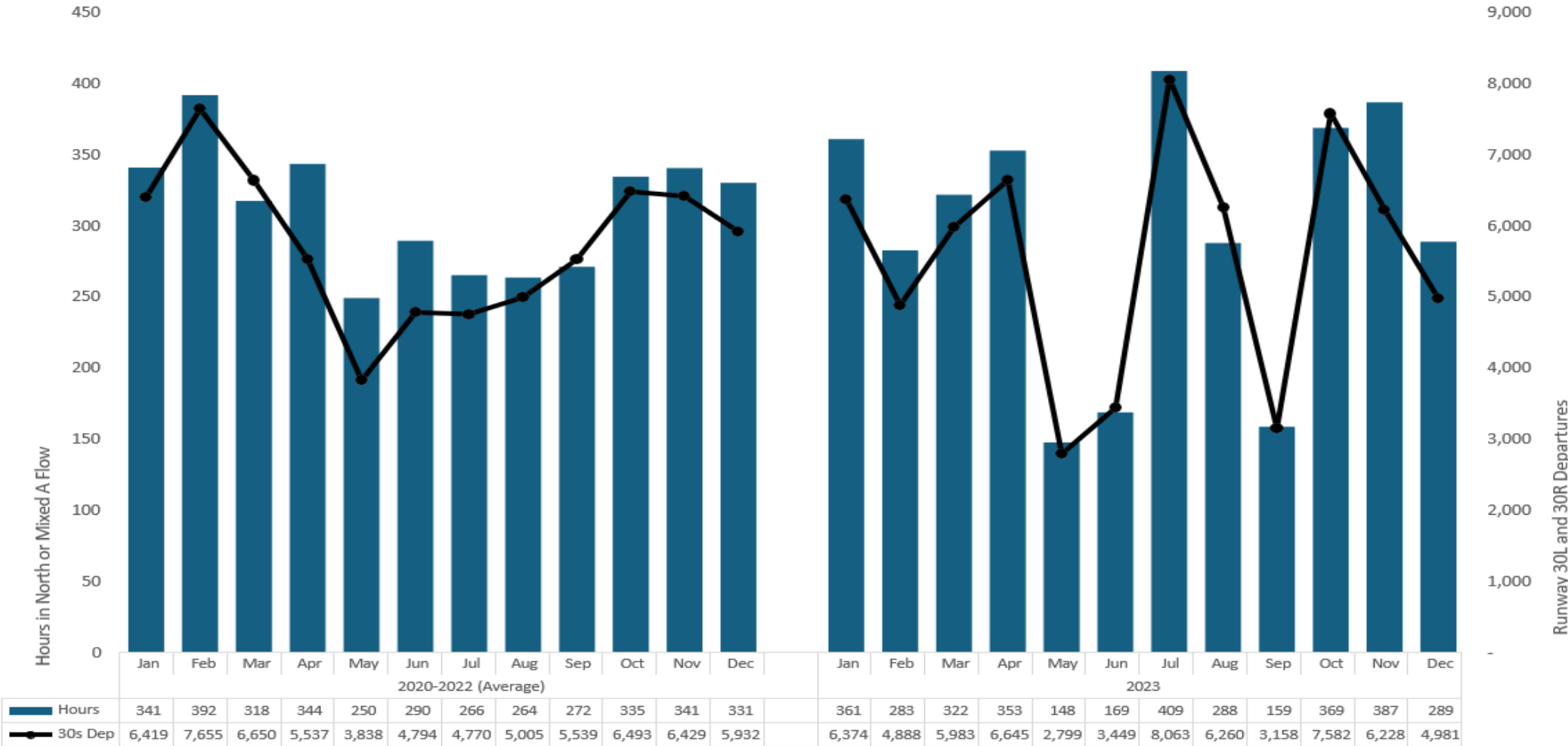
Runway 30R Departures By Hour – Average Annual Day



North Flow and Mixed Flow A

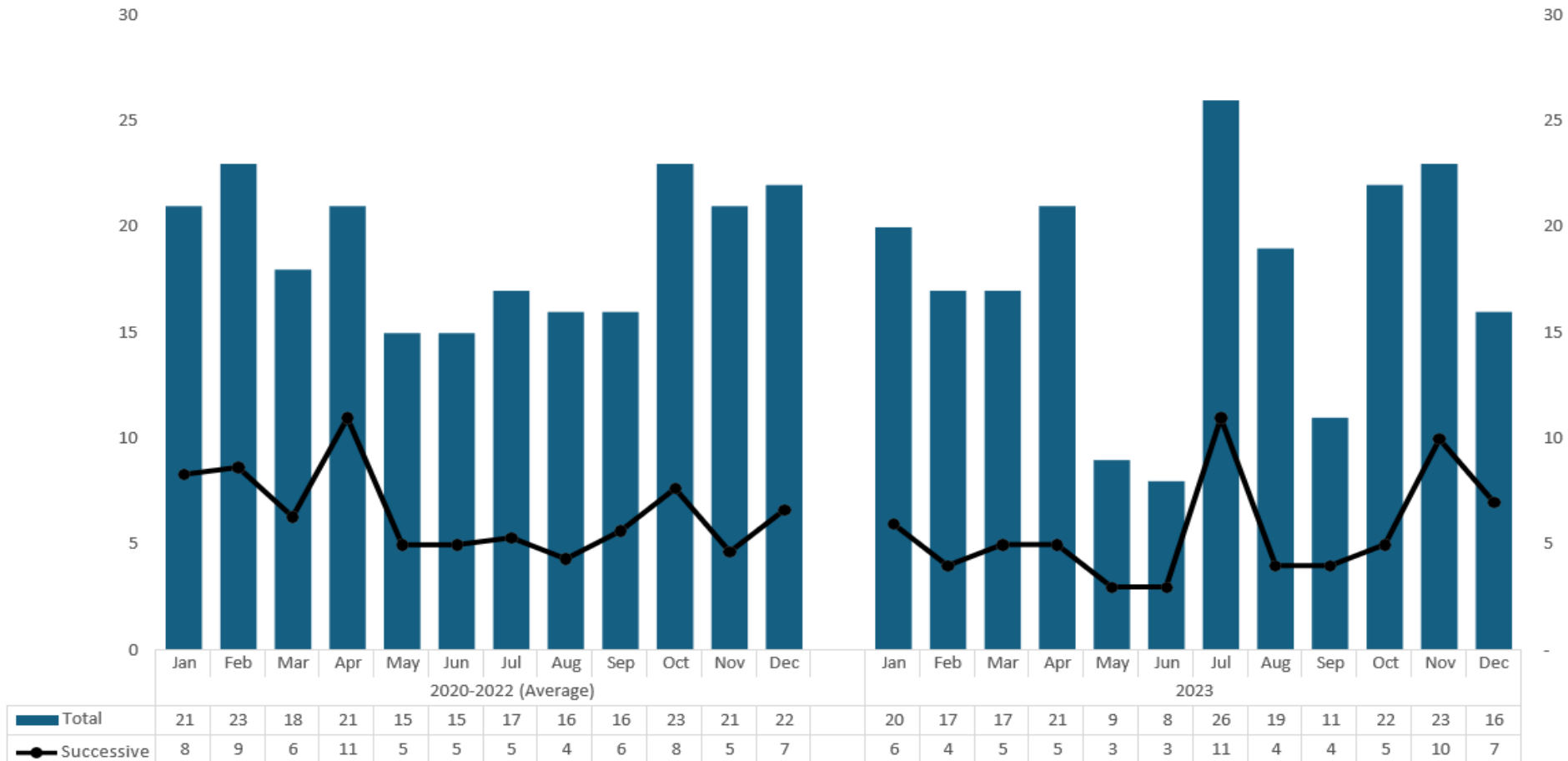


MSP Hours In North Flow Or Mixed Flow A



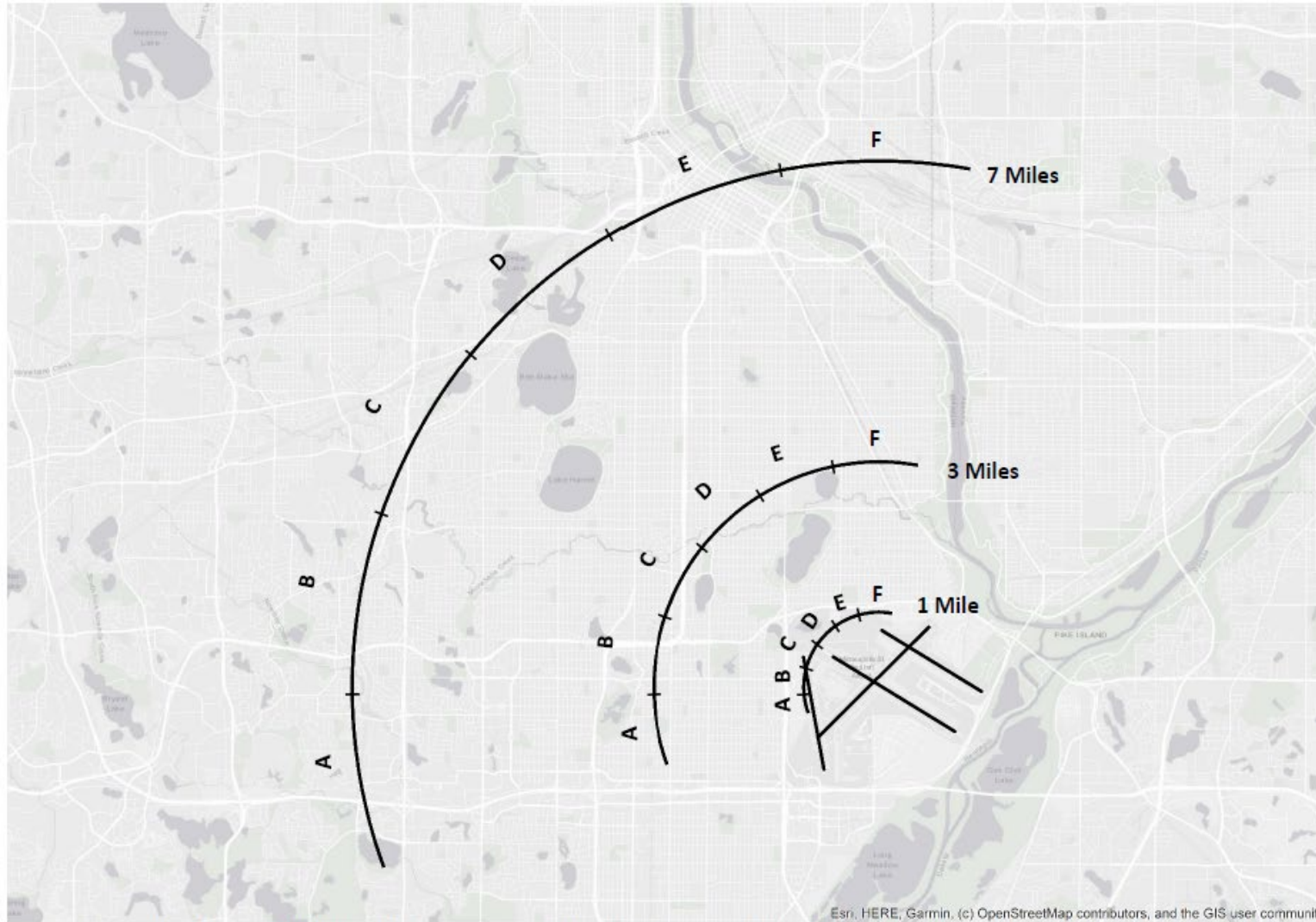
*Days were counted when North or Mixed A Flow was used at least 6 hours or more

MSP Days In North Flow of Mixed Flow A



**Days were counted when North or Mixed A Flow was used at least 6 hours or more*

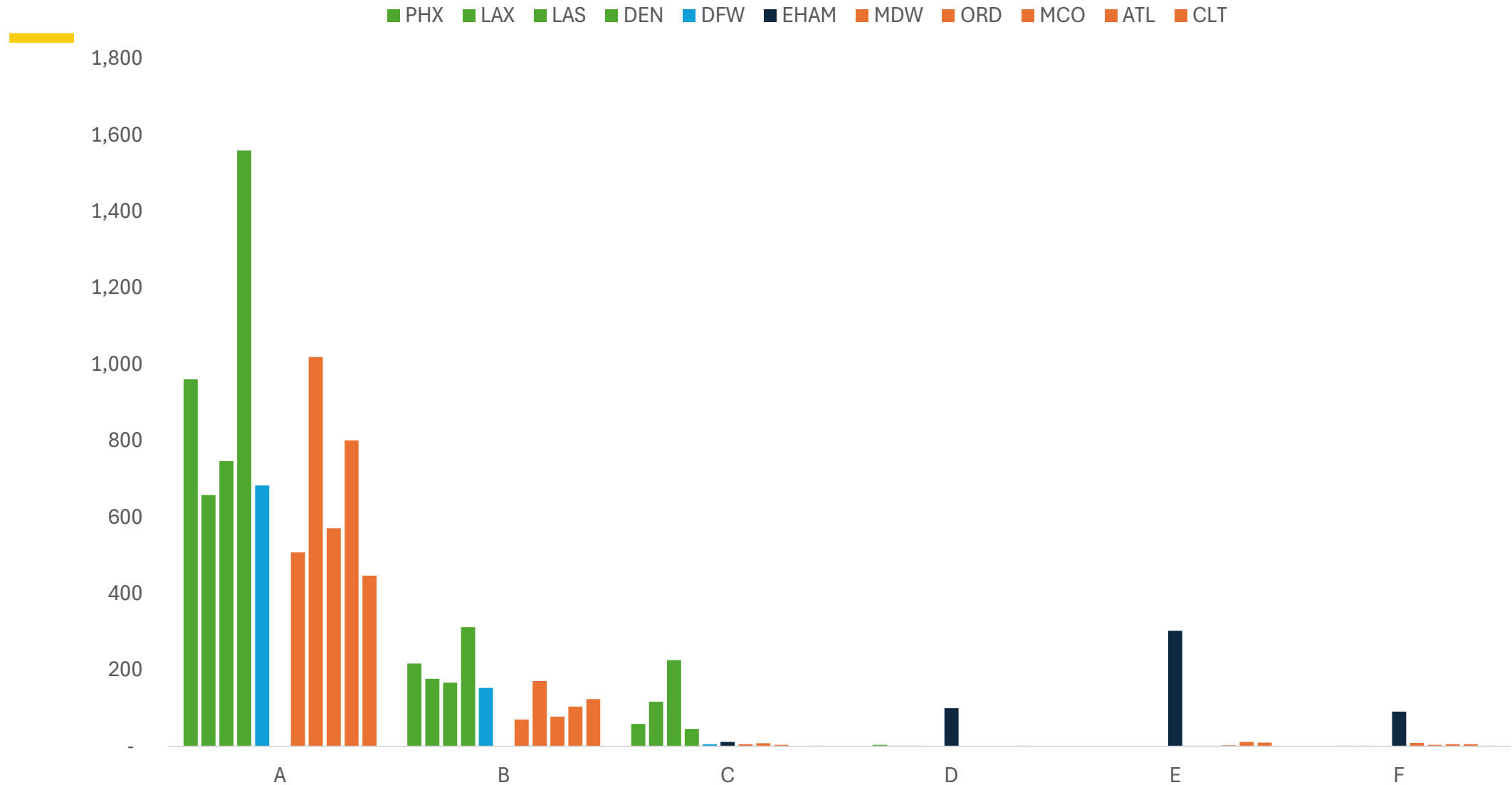
Departure Gates



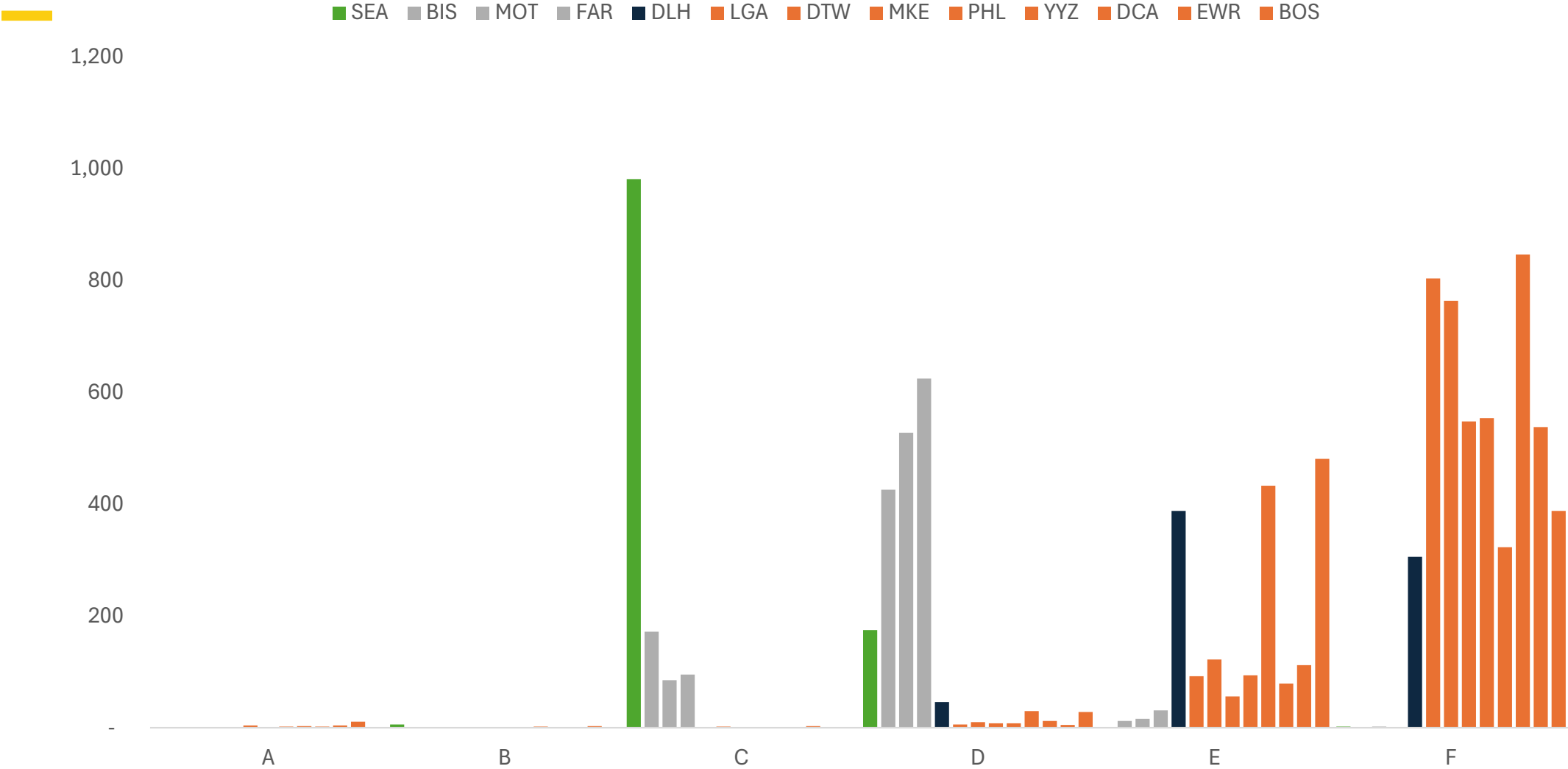
Note: Gates are based on cardinal direction from center of airport. Not representative of aircraft headings assigned by Air Traffic Control.



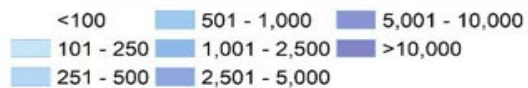
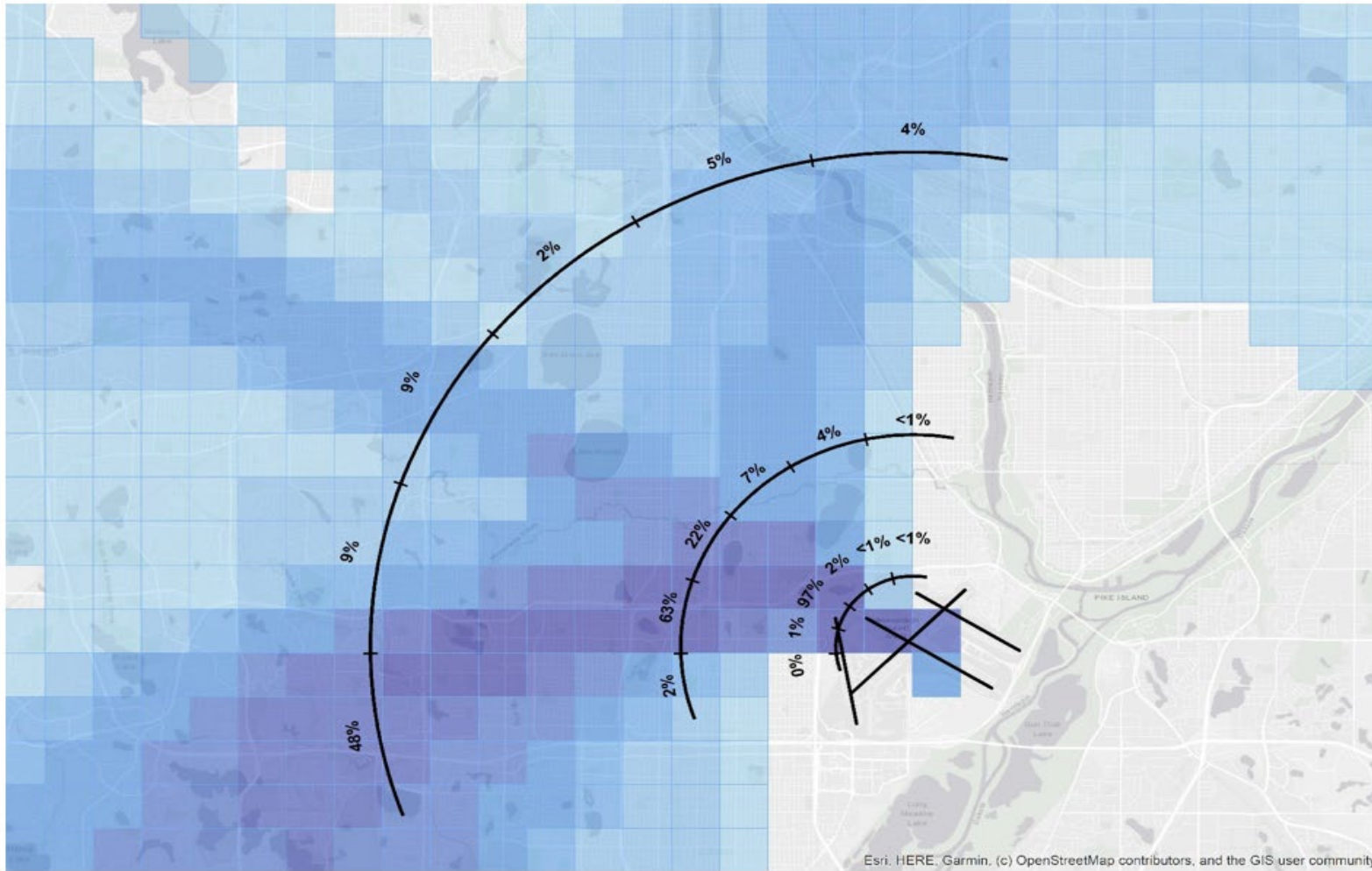
2023 30L Departures – Top Destinations By 7 Mile Gate



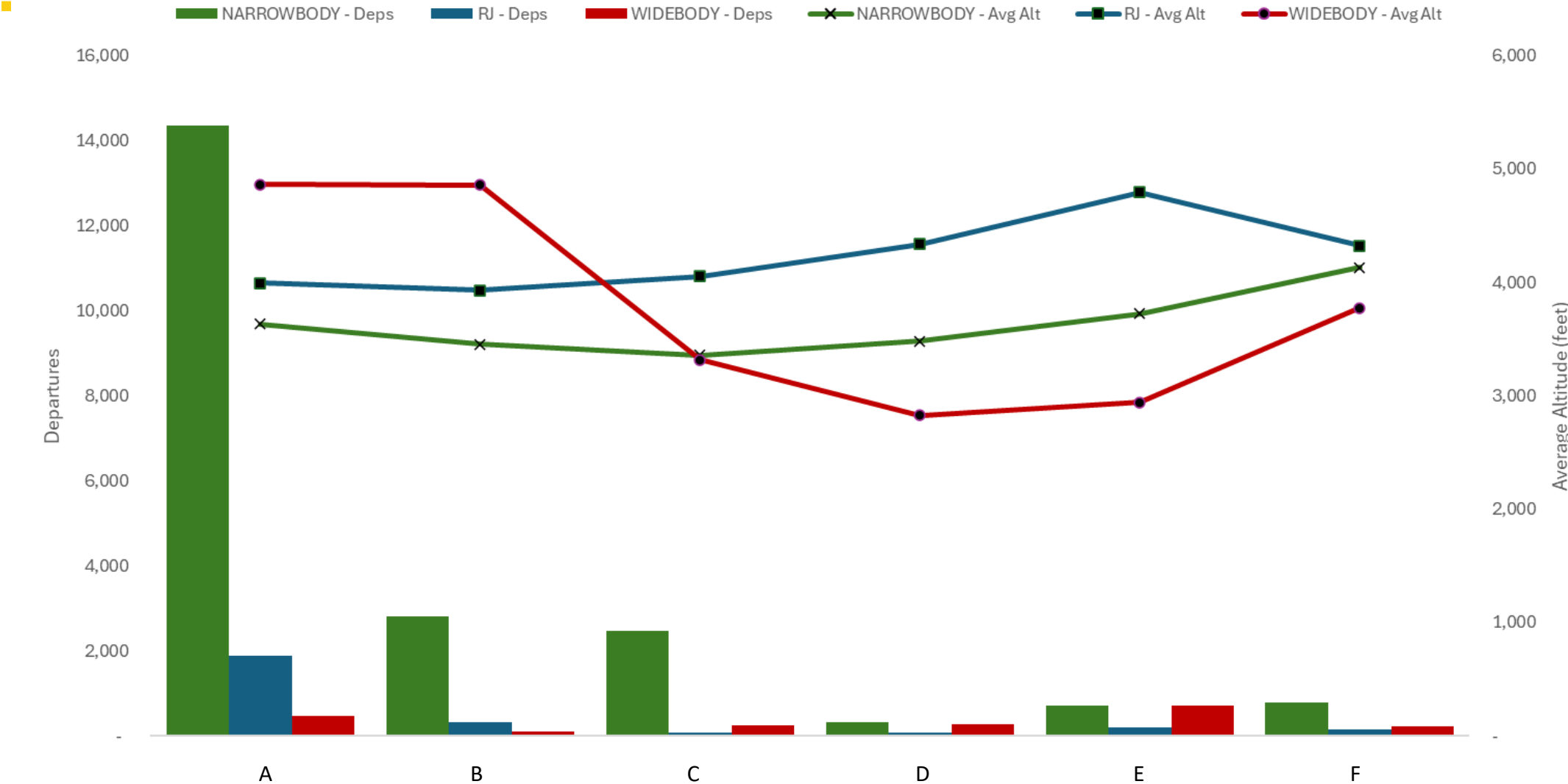
2023 30R Departures – Top Destinations By 7 Mile Gate




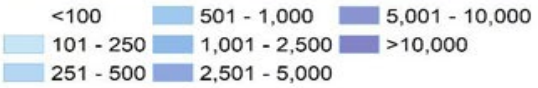
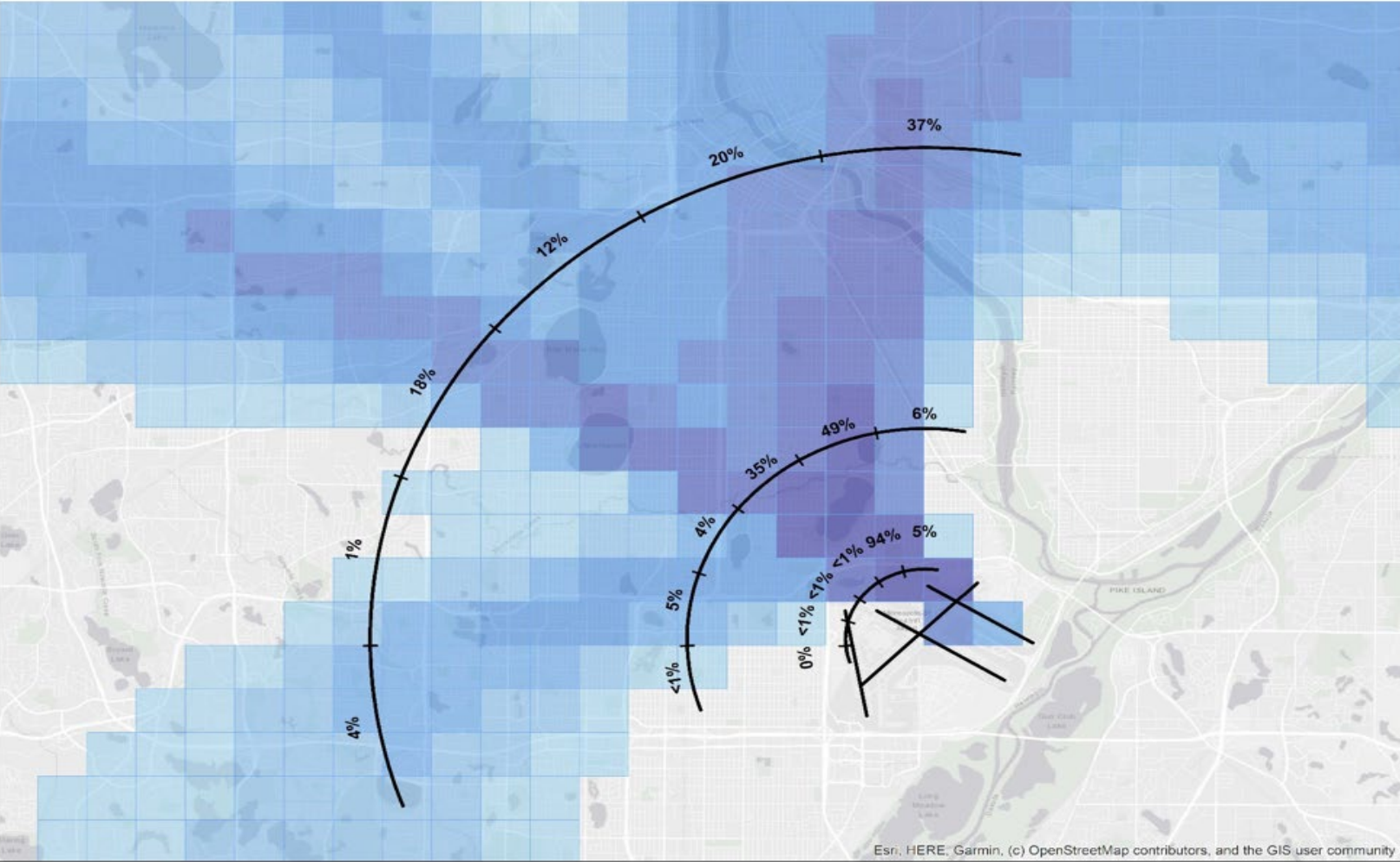
2023 30L Departures – Percentage of Departures By Gate



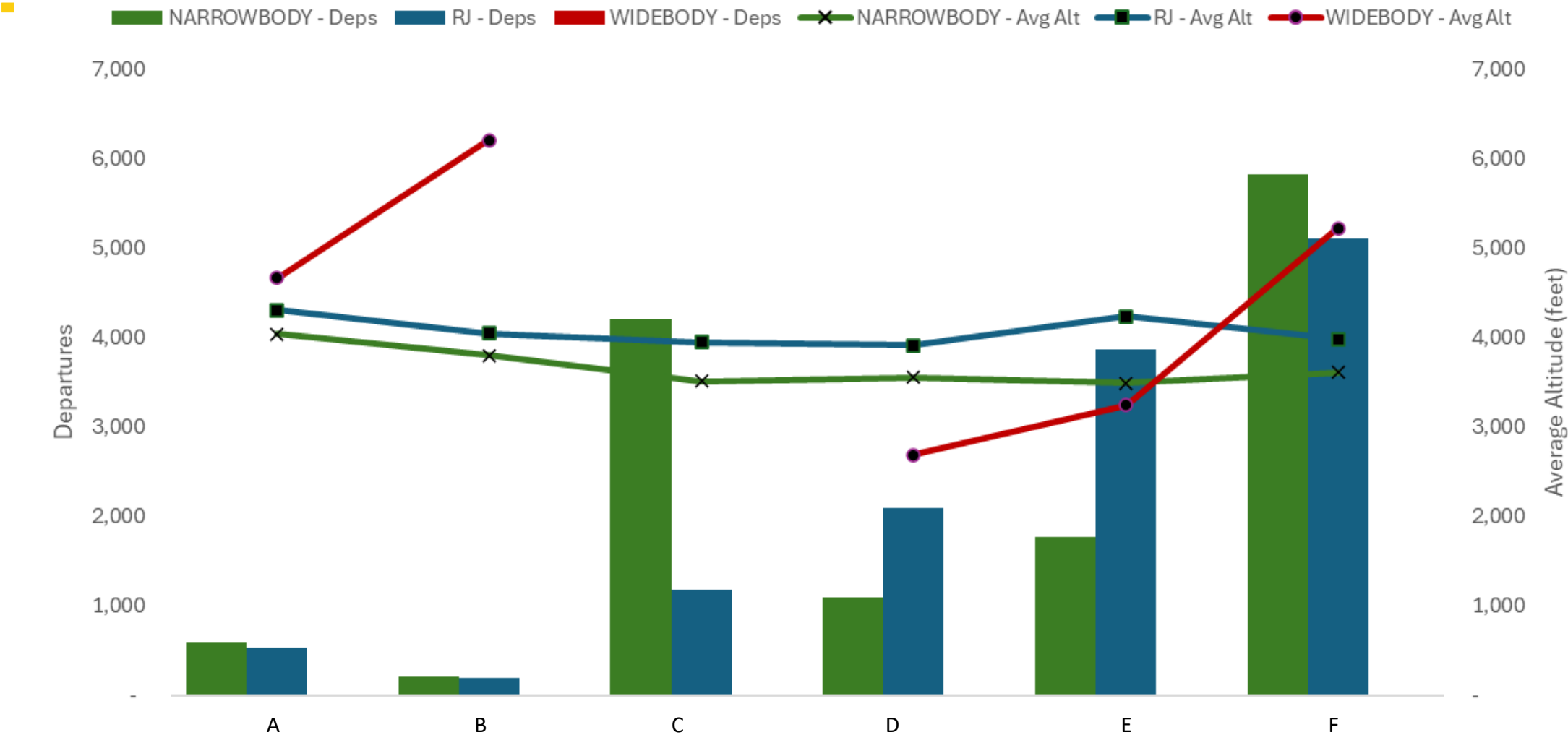
2023 30L Departures and Avg Altitude by 7 Mile Gate



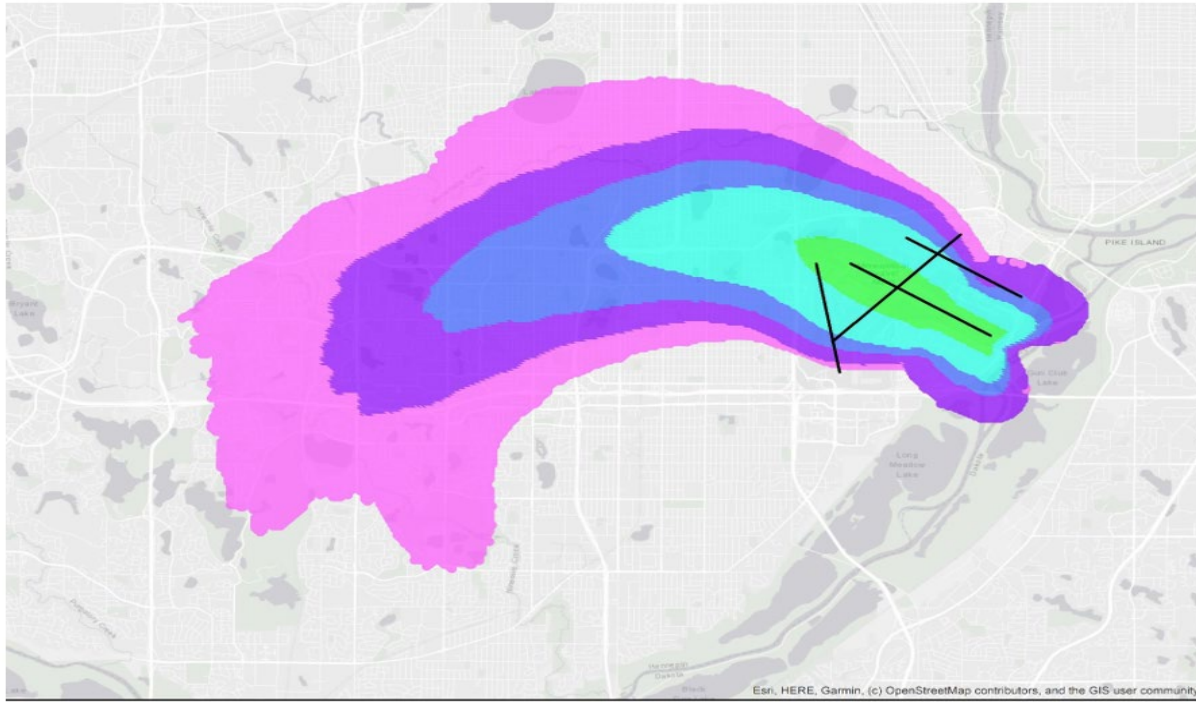
2023 30R Departures – Percentage of Departures By Gate



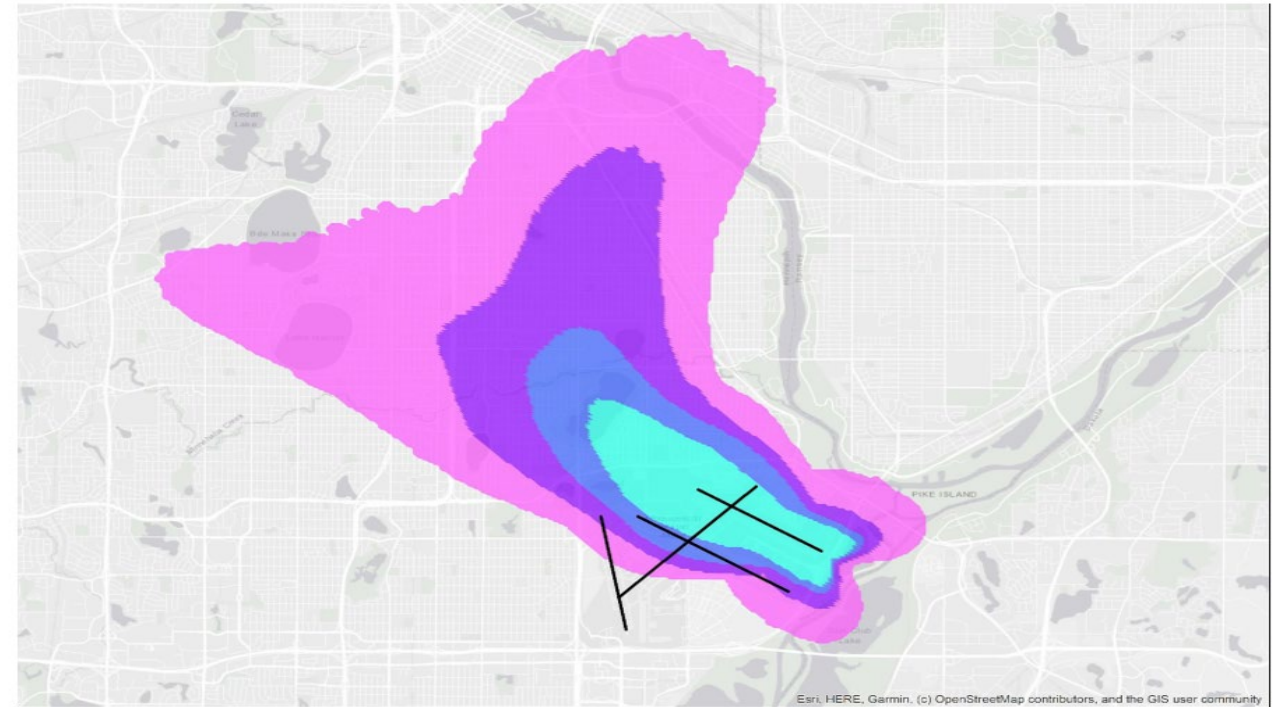
2023 30R Departures and Avg Altitude by 7 Mile Gate



MSP 2023 Average Daily Aircraft Sound Events Over 65 Db – Runway 30L and 30R Departures



- | | | | |
|----------|------------|------------|------|
| <10 | 50 to 75 | 200 to 300 | >500 |
| 10 to 25 | 75 to 100 | 300 to 400 | |
| 25 to 50 | 100 to 200 | 400 to 500 | |

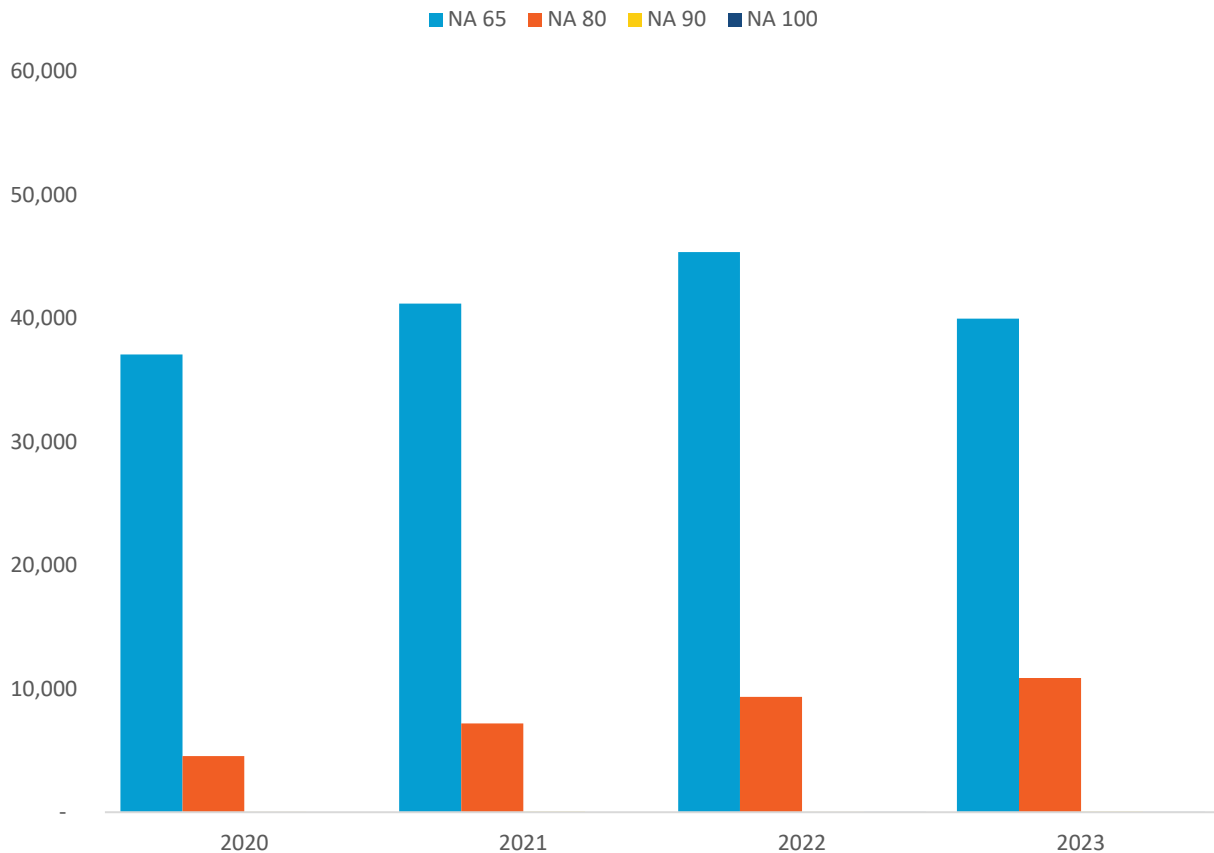


- | | | | |
|----------|------------|------------|------|
| <10 | 50 to 75 | 200 to 300 | >500 |
| 10 to 25 | 75 to 100 | 300 to 400 | |
| 25 to 50 | 100 to 200 | 400 to 500 | |

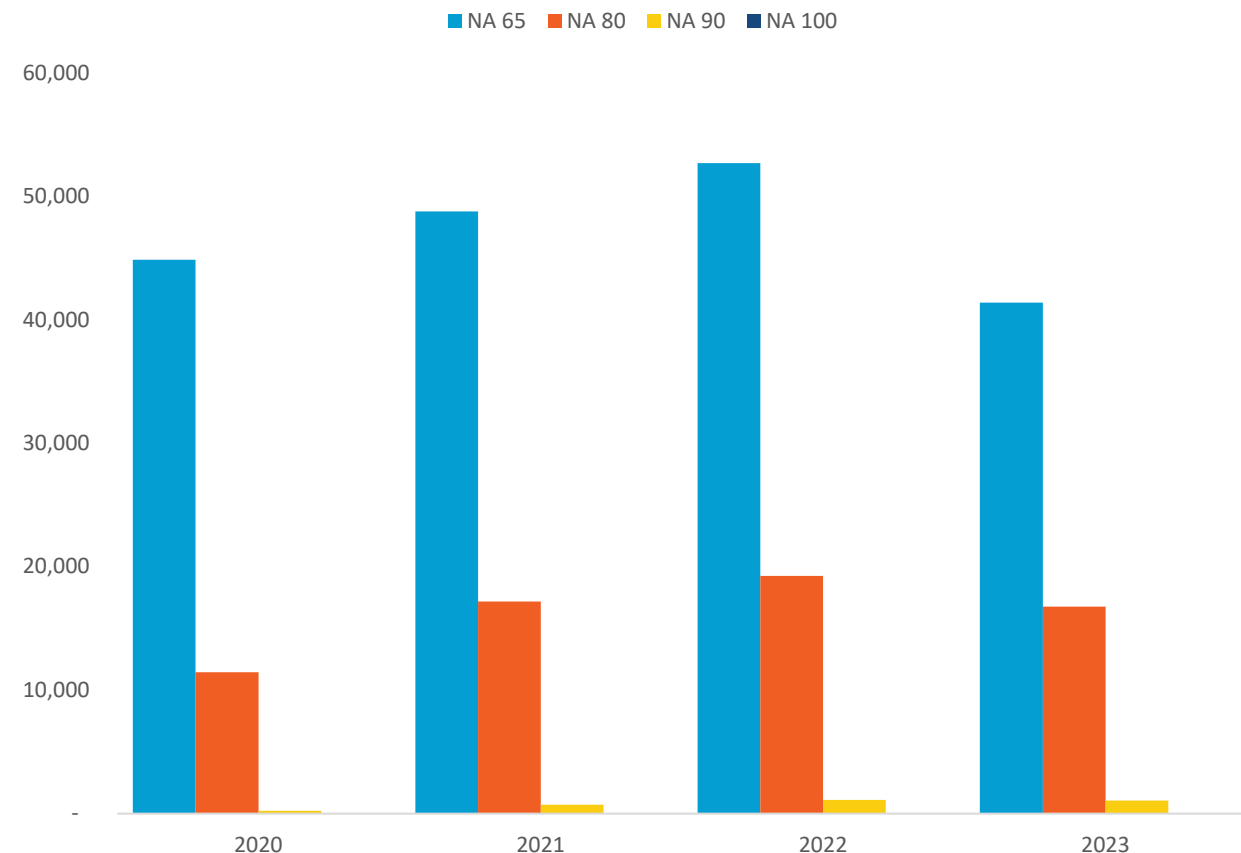


MSP 2023 Runway 30L and 30R Departures Aircraft Sound Events Over 65 Db – RMT 5 and 6

RMT 5



RMT 6



6 – ANNOUNCEMENTS



**NOISE OVERSIGHT COMMITTEE
NOVEMBER 20, 2024**

ITEM 6

ANNOUNCEMENTS

Jan NOC Meeting

Wed, Jan 15, 2025 @ 1:30 PM

Location: MAC General Office Building

NOC Winter Listening Session

Wed, Jan 22, 2025 @ 6 PM

Location: MAC General Office Building



NOISE OVERSIGHT COMMITTEE
NOVEMBER 20, 2024