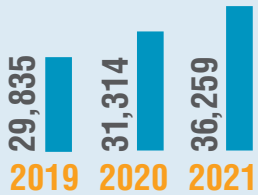




# RELIEVER AIRPORTS 2021

## AIRLAKE (LVN)

**36,259** operations



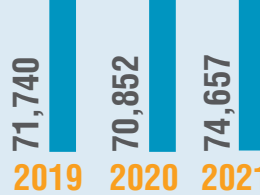
Percent change  
2020-  
2021  
**15.8%**

**140**  
based  
aircraft

Source:  
MN DOT Dept.  
of Aeronautics

## ANOKA CTY-BLAINE (ANE)

**74,657** operations



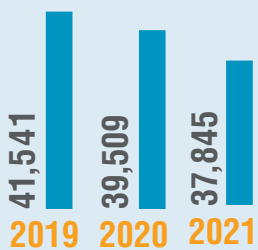
Percent change  
2020-  
2021  
**5.4%**

**365**  
based  
aircraft

Source:  
MN DOT Dept.  
of Aeronautics

## CRYSTAL (MIC)

**37,845** operations



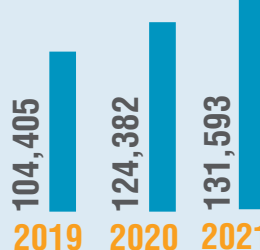
Percent change  
2020-  
2021  
**-4.2%**

**161**  
based  
aircraft

Source:  
MN DOT Dept.  
of Aeronautics

## FLYING CLOUD (FCM)

**131,593** operations



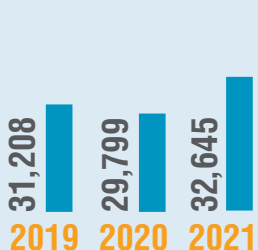
Percent change  
2020-  
2021  
**5.8%**

**363**  
based  
aircraft

Source:  
MN DOT Dept.  
of Aeronautics

## LAKE ELMO (21D)

**32,645** operations



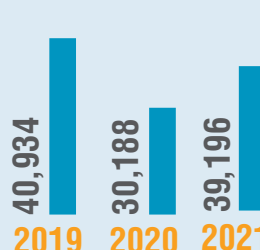
Percent change  
2020-  
2021  
**9.6%**

**187**  
based  
aircraft

Source:  
MN DOT Dept.  
of Aeronautics

## ST. PAUL DOWNTOWN (STP)

**39,196** operations



Percent change  
2020-  
2021  
**29.8%**

**102**  
based  
aircraft

Source:  
MN DOT Dept.  
of Aeronautics

TOTALS	319,663 2019	326,044 2020	352,195 2021	% change 2020-2021 <b>8.0%</b>
--------	-----------------	-----------------	-----------------	-----------------------------------