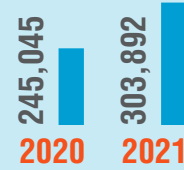


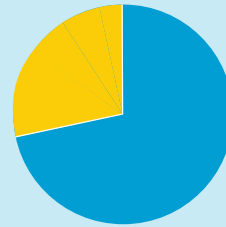
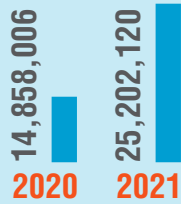
310,235 operations



Total of all takeoffs and landings, all aircraft types.



31,241,822 Passengers total



31% Connecting % of total enplanements

2020 35% 2021 33%

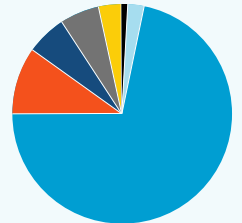
2,039,809 / 29,202,013 International versus domestic passengers

2020	International	860,147
	Domestic	13,997,859
2021	International	740,879
	Domestic	24,461,241



Airline passenger market share

71.07%	Delta	4.20%	United
10.77%	Sun Country	1.42%	Spirit
4.42%	Southwest	3.56%	Other
4.56%	American		



756 Average daily passenger aircraft operations

2020 598 2021 741



145 Non-stop destinations

2020 119 2021 137



Average daily departing seats 50,633

2020 37,101 2021 45,878



236,450 Total cargo

2020 203,697 2021 234,747