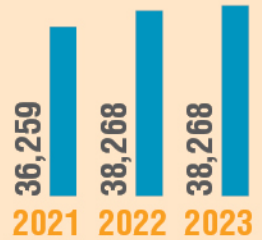




# RELIEVER AIRPORTS 2023

## AIRLAKE (LVN)

**38,678** operations

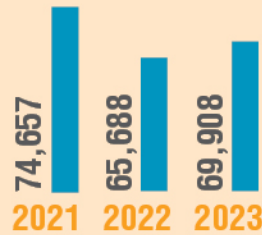


**1.1%**  
Change  
'22 to '23

**143**  
based  
aircraft

## ANOKA CTY-BLAINE (ANE)

**69,908** operations

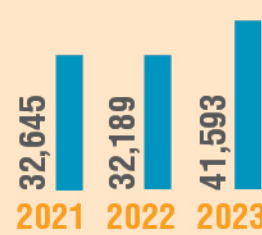


**6.4%**  
Change  
'22 to '23

**336**  
based  
aircraft

## LAKE ELMO (21D)

**41,593** operations

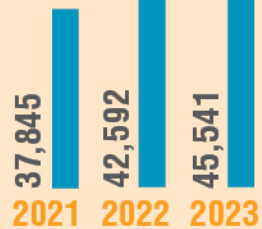


**29.2%**  
Change  
'22 to '23

**185**  
based  
aircraft

## CRYSTAL (MIC)

**45,541** operations

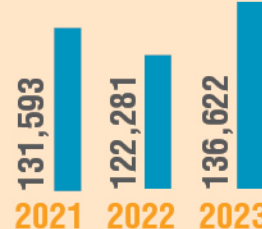


**6.9%**  
Change  
'22 to '23

**159**  
based  
aircraft

## FLYING CLOUD (FCM)

**136,622** operations

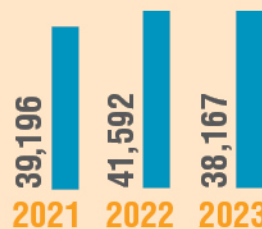


**11.7%**  
Change  
'22 to '23

**338**  
based  
aircraft

## ST. PAUL DOWNTOWN (STP)

**38,167** operations



**-8.2%**  
Change  
'22 to '23

**88**  
based  
aircraft

## TOTAL FOR ALL OPERATIONS

**352,195**  
2021

**342,136**  
2022

**370,509**  
2023

% change  
2022-2023  
**8.3%**

TOTAL BASED  
AIRCRAFT  
**1,249**